

12/10
+ 30% Villain
**SPARE PARTS
LIST** *+ 10% James*

for

1948 1949 1950 1951 1952 1953

JAMES

98 cc.

**LIGHTWEIGHT
MOTOR CYCLES**

Model J10 COMET
Model J3 COMET DE-LUXE
Model J4 COMMODORE

Due to increased cost of materials
all prices in this list are advanced
— by 30% until further notice —

SEPTEMBER, 1953

Price 1/6

For the convenience of Owners

SPARES STOCKISTS

are appointed for most districts. To save delay, customers are recommended to apply always to their nearest Spares Stockist.

Always quote your full Engine and Frame Numbers as well as Part No. and Description when ordering Spares.

Manufacturers :

THE JAMES CYCLE CO. LTD.,
GOUGH ROAD, GREET,
BIRMINGHAM, 11.

Telephone :
VIC. 2211 (5 lines)

Telegrams :
"Bicycles," Birmingham

Nearest Railway Station :
Birmingham, Small Heath (Western Region).

+5%

SPARE PARTS LIST

for

1948 1949 1950 1951 1952 1953

JAMES

98 cc.

LIGHTWEIGHT MOTOR CYCLES

Model J10 COMET

Model J3 COMET DE-LUXE

Model J4 COMMODORE

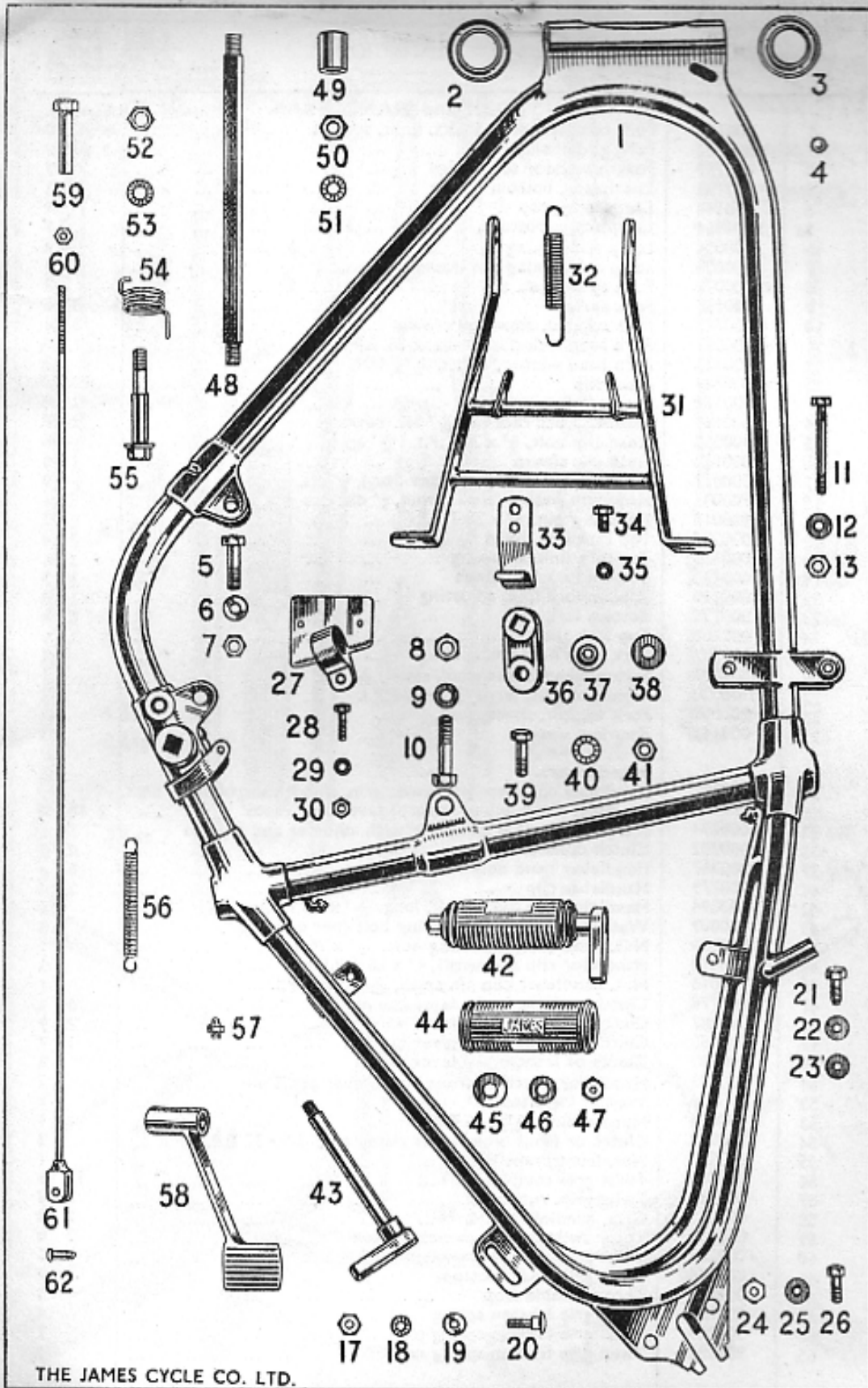
Due to increased cost of materials
all prices in this list are advanced
— by 30% until further notice —

SEPTEMBER, 1953

SPARE PARTS FOR THE JAMES 98 c.c. LIGHTWEIGHT MOTOR CYCLES

Illus. No.	Part No.	DESCRIPTION	Nett Selling Price
		FRAME, PROP STAND, FOOTREST and BRAKE CONTROL.	£ s. d.
1	000815	Frame complete with chain and seat stays	7 10 0
2	000087	Bottom frame ball race	1 9
3	000086	Top frame ball race	1 9
4	000162	Ball bearings frame races, $\frac{1}{16}$ " (set)	1 0
5	900069	Engine fixing bolt, front and centre, $3\frac{1}{8}$ " B.S.F. x $1\frac{1}{2}$ " lg.	6
6	900011	Washer for ditto (per doz.), $\frac{3}{8}$ " dia.	9
7	900017	Nut for ditto, $\frac{3}{8}$ " x 20 T.P.I.	2
8	900017	Nut rear engine fixing bolt, $\frac{3}{8}$ " x 20 T.P.I.	2
9	900011	Washer, rear engine fixing bolt (doz.), $\frac{3}{8}$ " dia.	9
10	900068	Engine fixing bolt, rear, $\frac{3}{8}$ " B.S.F. x $1\frac{1}{8}$ " lg.	6
11	900093	Saddle fixing bolt, front, $\frac{1}{8}$ " x 26 T.P.T. x $2\frac{1}{8}$ " lg.	6
12	900009	Washer for ditto (per doz.), $\frac{1}{8}$ " dia.	6
13	900000	Nut for ditto, $\frac{1}{8}$ " x 26 T.P.I.	1
17	900038	Nut, rear brake anchor bolt $\frac{1}{8}$ " x 26 T.P.I.	2
18	900003	Washer, shakeproof, rear brake anchor bolt, $\frac{1}{8}$ " dia.	1
19	900009	Washer, plain (per doz.), $\frac{1}{8}$ " dia.	6
20	900092	Bolt, rear brake anchor plate, $\frac{1}{8}$ " x 26 T.P.I.	3
21	900163	Saddle Fixing Stud, double end, to seat stay, $\frac{1}{8}$ " x 26 T.P.I. x $1\frac{1}{2}$ " lg.	4
22	900009	Washer for ditto, plain (per doz.), $\frac{1}{8}$ " dia.	6
23	900000	Nut for ditto, $\frac{1}{8}$ " x 26 T.P.I.	2
24	900038	Nut, rear mudguard stay, $\frac{1}{8}$ " x 26 T.P.I.	2
25	900009	Washer, rear mudguard stay (per doz.), $\frac{1}{8}$ " dia.	6
26	900061	Bolt, rear mudguard stay, $\frac{1}{8}$ " x 26 T.P.I. x $1\frac{1}{2}$ " lg.	2
27	000773	Stop light bracket	1 6
28	900054	Fixing bolt, stop light bracket, $\frac{1}{4}$ " x 26 T.P.I. x $\frac{3}{8}$ " lg.	2
29	900008	Washer (per doz.), $\frac{1}{4}$ " dia.	6
30	900027	Nut, $\frac{1}{4}$ " dia. x 26 T.P.I.	1
		Centre Stand.	
31	000223	Stand	14 6
32	000229	Stand spring	1 0
33	000230	Stand spring clip	6
34	900046	Stand spring clip fixing bolt, $\frac{1}{4}$ " x 26 T.P.I. x $\frac{1}{2}$ " lg.	3
35	900008	Stand spring clip washer (per doz.)	6
36	000790/1	Stand anchor plate	3 6
37	000227	Stand bush, centre stand eye	9
38	900011	Stand fixing bolt washer (per doz.) (previous to 1952), $\frac{3}{8}$ " dia.	9
39	900063	Stand fixing bolt (previous to 1952), $\frac{3}{8}$ " x 20 T.P.I. x $1\frac{1}{8}$ " lg.	6
*	900098	Stand fixing bolt, shouldered (1952 models), Special	6
40	900002	Stand fixing bolt shakeproof washer, $\frac{3}{8}$ " dia.	1
41	900017	Stand fixing bolt nut, $\frac{3}{8}$ " B.S.F.	2
		Footrest.	
42	000781	Footrest hanger complete with rubber	5 0
43	000782	Footrest hanger only	3 0
44	000222	Footrest rubber	1 6
*	900015	Washer, $\frac{5}{16}$ " shaft	1 1
45	900137	Washer, footrest, large $\frac{1}{2}$ "	1 1
46	900011	Washer, footrest, small $\frac{3}{8}$ "	1 1
47	900021	Nut, footrest, $\frac{3}{8}$ " x 26 T.P.I.	2
48	000215	Footrest rod, mild steel	2 3
49	000220	Footrest rod distance tube	5
50	900034	Footrest rod nut, $\frac{7}{16}$ " x 26 T.P.I.	2
51	900033	Washer, footrest rod, $\frac{7}{16}$ " dia.	1
		Rear Brake Control.	
52	900034	Nut, brake pedal fixing bolt, $\frac{7}{16}$ " x 26 T.P.I.	2
53	900005	Washer, shakeproof, $\frac{7}{16}$ " dia.	1
54	000213	Spring brake pedal return	6
55	000211	Brake pedal fixing bolt (double ended), Special	1 9
*	900019	Nut, $\frac{3}{8}$ " x 26 T.P.I.	2
*	900011	Washer, $\frac{3}{8}$ " dia.	1
56	000446	Stop light spring	1 0
57	000106	Brake pedal lubricator, $\frac{1}{4}$ " B.S.F.	3
58	000208	Brake pedal	8 6
59	000394	Brake adjusting nut rod	1 0
*	000396	Brake rod spring	3
60	900056	Brake locknut rod	1
61	000787	Brake rod, rear	2 6
62	000796	Brake rod joint pin and split pin	1
*	900121	Split pin, $\frac{1}{16}$ " dia. x $\frac{1}{4}$ " lg. Per doz.	6

* Not illustrated

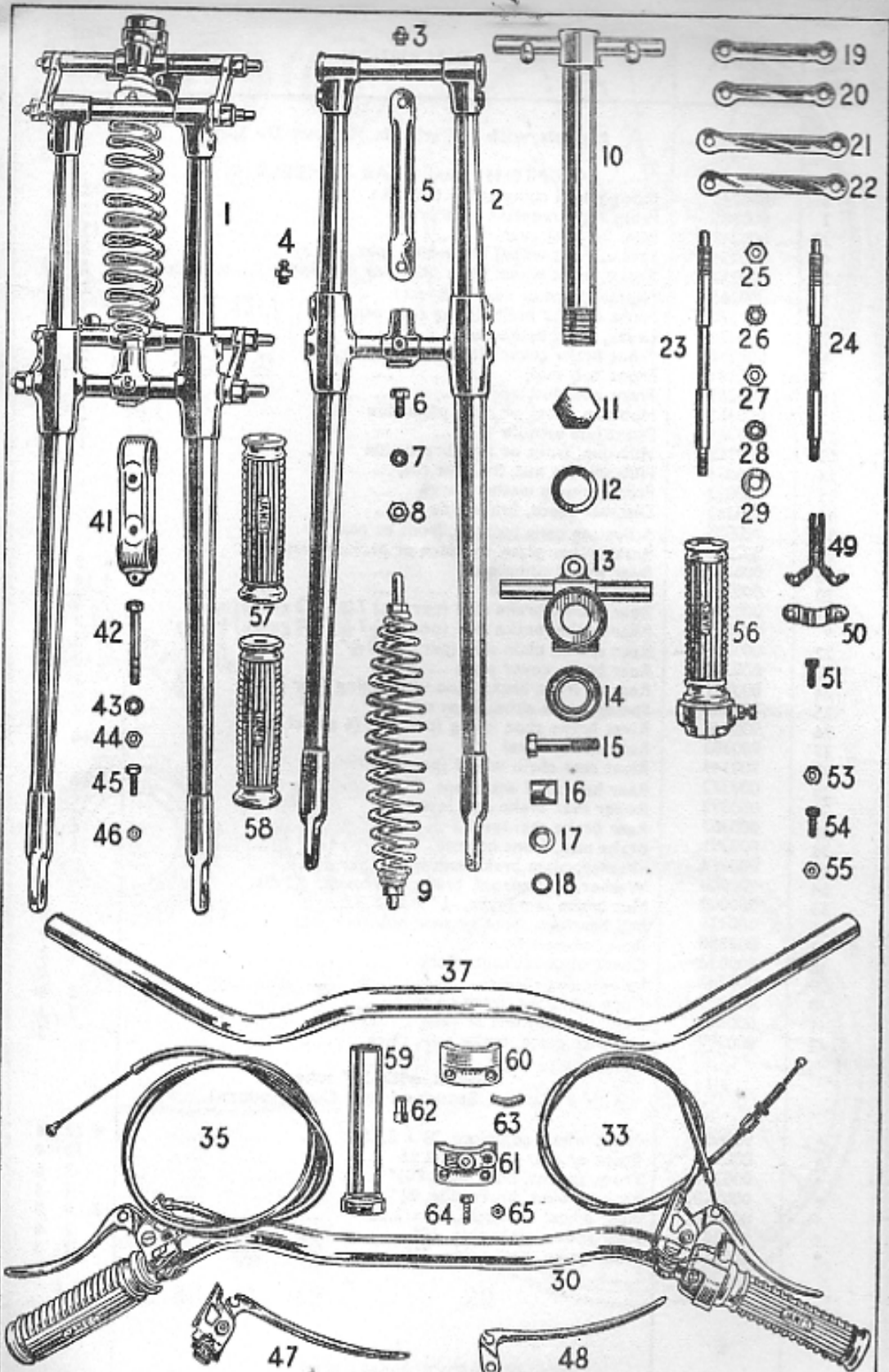


THE JAMES CYCLE CO. LTD.

SPARE PARTS FOR THE JAMES 98 c.c. LIGHTWEIGHT MOTOR CYCLES

Illus. No.	Part No.	DESCRIPTION	Nett Selling Price
FORK and HANDLEBAR.			
1	000735	Fork complete with shafts, links, springs	£ s. d. 6 0 0
2	000742	Fork girder only	3 10 0
3	000159	Fork lubricator top bridge	3
4	000159	Lubricator, bottom bridge	3
5	000148	Lamp strap, top	9
5a	000964	Lamp strap, bottom	9
6	900054	Lamp strap fixing pin	2
7	900008	Lamp strap fixing pin washer (per doz.)	6
8	900017	Fork spring nut, top	2
9	000157	Fork spring	8 6
10	000743	Fork column, stem and crown	12 6
11	900062	Fork head lock nut, 1" dia. x 26 T.P.I.	1 6
12	000122	Fork head washer, 1" dia.	3
13	000744	Head clip	10 6
*	000160	Fork column race	2 0
14	000161	Head clip ball race for $\frac{3}{16}$ " dia. bearings	2 0
15	900068	Head clip bolt, $\frac{3}{8}$ " x 20 T.P.I. $1\frac{1}{8}$ " lg.	6
16	000132	Head clip sleeve	1 0
17	900011	Head clip washer, plain (per doz.), $\frac{3}{8}$ " dia.	9
18	900002	Head clip washer, shakeproof, $\frac{3}{8}$ " dia.	1
*	900017	Head clip nut, $\frac{3}{8}$ " x 20 T.P.I.	2
19	000137	Top fork link, fixed	3 0
20	000138	Top fork link, adjusting	3 6
21	000139	Bottom fork link, fixed	3 3
22	000140	Bottom fork link, adjusting	3 9
23	000135	Bottom fork shaft	2 3
24	000963	Top fork shaft	2 0
25	900037	Fork shaft nut, small	2
26	900003	Fork washer, shakeproof, small, $\frac{1}{8}$ " dia.	1
27	900020	Fork shaft nut, large, $\frac{3}{8}$ " x 26 T.P.I.	2
28	900002	Fork washer, shakeproof, $\frac{3}{8}$ " dia.	1
29	000141	Knurled, washer	3
Handlebars.			
30	000777	Handlebar complete with twist grip, clutch control, lever and cable, front brake control lever and cable	2 10 0
33	000294	Front brake cable complete with adjuster and nipples	3 6
35	000292	Clutch cable complete	4 6
37	000267	Handlebar bend only	8 6
41	000779	Handlebar clip	3 0
42	900094	Handlebar clip fixing bolt, long, $\frac{3}{16}$ " x 26 T.P.I. x $1\frac{1}{4}$ "	6
43	900009	Washer, handlebar clip fixing bolt (per doz.), $\frac{3}{16}$ "	6
44	900000	Nut, handlebar clip fixing bolt, $\frac{3}{16}$ " x 26 T.P.I.	1
45	900018	Handlebar clip pin, small, $\frac{3}{8}$ " x 26 T.P.I. x 1"	2
46	900016	Nut, handlebar clip pin small, $\frac{3}{8}$ " x 26 T.P.I.	1
47	000778	Clutch or front brake lever complete	6 6
48	000287	Clutch or front brake lever only	2 9
49	000288	Clutch or front brake lever bracket	1 7
50	000289	Clutch or front brake lever clip	6
51	900083	Handlebar clutch or front brake lever pivot pin	2
52	900006	Washer for ditto, $\frac{3}{16}$ "	1
53	900023	Nut for ditto, $\frac{3}{8}$ " x 26 T.P.I.	1
54	900082	Clutch or front brake lever clamp pin, $\frac{3}{16}$ " x 32 T.P.I.	2
55	000290	Nut, front brake lever	1
56	000780	Twist grip complete	12 6
57	000280	Twist grip, rubber	2 3
58	000281	Grip, handlebar, L.H.	2 3
59	000282	Rotor twist grip	3 0
60	000283	Twist grip body, top	3 0
61	000284	Twist grip body, bottom	3 0
62	000285	Throttle cable stop	3
63	000286	Twist grip friction spring	4
64	900089	Twist grip friction spring pin	2
65	900086	Twist grip friction spring nut	1

* Not illustrated

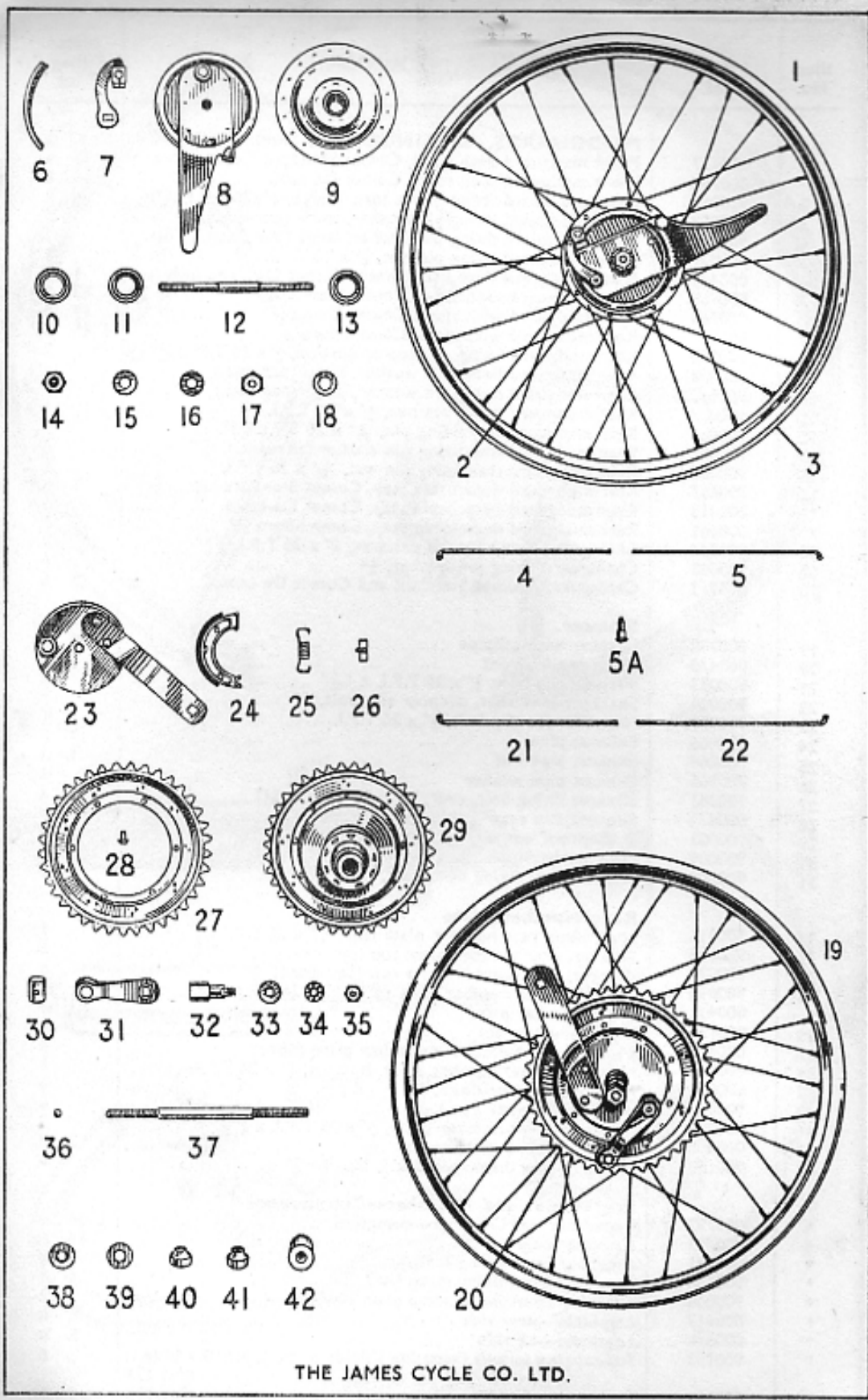


THE JAMES CYCLE CO. LTD.

SPARE PARTS FOR THE JAMES 98 c.c. LIGHTWEIGHT MOTOR CYCLES

Illus. No.	Part No.	DESCRIPTION	Nett Selling Price		
			£	s.	d.
Models with 19" wheels (Comet De Luxe)					
FRONT and REAR WHEELS					
1	000745	Front wheel complete with brake	4	12	6
2	000685	Front hub complete with brake	3	10	0
3B	000247	Rim, front or rear		13	0
4	000256	Spoke, front wheel brake side (per set) 7 $\frac{1}{8}$ "		2	3
5	000257	Spoke, front wheel plain side (per set) 8 $\frac{1}{8}$ "		2	6
5a	000266	Nipple, front or rear (per set)		2	0
6	000370	Front or rear brake lining (per pair)		3	0
7	000694	Lever, front brake cam		2	0
8	000356	Front brake cover plate		7	6
9	000349	Front hub shell	1	2	6
10	000353	Front hub dustcap			9
11	000351	Hub cup, front or rear, plain side		1	6
12	000361	Front hub spindle		2	9
13	000352	Hub cup, front or rear brake side		1	6
14	900091	Hub spindle nut, front or rear... ..			4
15	900013	Front spindle washer, large			1
16	000362	Distance piece, brake side			4
17	900035	Adjusting cone locknut, front or rear			2
18	900033	Brake cover plate, distance or packing washer			1
19	000747	Rear wheel complete	6	0	0
20	000748	Rear hub complete	4	10	0
21	000258	Rear spoke, brake side (per set) 7 $\frac{3}{8}$ " (12 gauge)		2	3
*	000258A	Rear spoke, brake side (per set) 7 $\frac{3}{8}$ " (10 gauge) Heavy		2	6
22	000259	Rear spoke, plain side (per set) 8 $\frac{5}{16}$ "		2	6
23	000384	Rear brake cover plate		10	6
24	000691	Rear or front brake shoe with lining (per pair)		7	6
25	000369	Spring brake shoe, front or rear			4
26	900146	Rivet brake shoe lining (per set) (6 per shoe)			6
27	000383	Rear chain wheel		10	6
28	900149	Rivet rear chain wheel (per set)			8
29	000372	Rear hub shell with cups	1	12	0
30	000392	Roller rear brake cam lever			6
31	000387	Rear brake cam lever		2	0
32	000391	Brake cam, front or rear		2	6
33	000364	Washer, plain brake cam lever (per doz.)			6
34	900003	Washer, shakeproof, brake cam lever, $\frac{1}{16}$ " dia.			1
35	900000	Nut brake cam lever, $\frac{3}{16}$ " x 26 T.P.I.			1
36	000371	Ball bearings, front or rear hub (per set)			9
37	000380	Rear hub spindle... ..		4	0
38	900034	Cover plate locknut, thick			2
39	000360	Spindle peg washer			2
40	000359	Cone adjusting, front or rear		2	6
41	000358	Cone, fixed, front or rear		2	3
42	000397	Distance piece, brake side, thick			3
Models with 21" wheels (Comet Standard and Commodore)					
*	000684	Front wheel complete, 21 x 2.25	4	12	6
*	000249	Front or rear rim, 21 x 2.25		13	0
*	000261	Front spokes, plain side, 10 $\frac{1}{2}$ "		2	6
*	000260	Front spokes, brake side, 8 $\frac{1}{2}$ "		2	3
*	000746	Rear wheel complete, 21 x 2.25"	6	0	0
*	000263	Rear spoke, plain side, 10"		2	6
*	000262	Rear spoke, brake side, 8 $\frac{1}{2}$ "		2	3

* Not illustrated

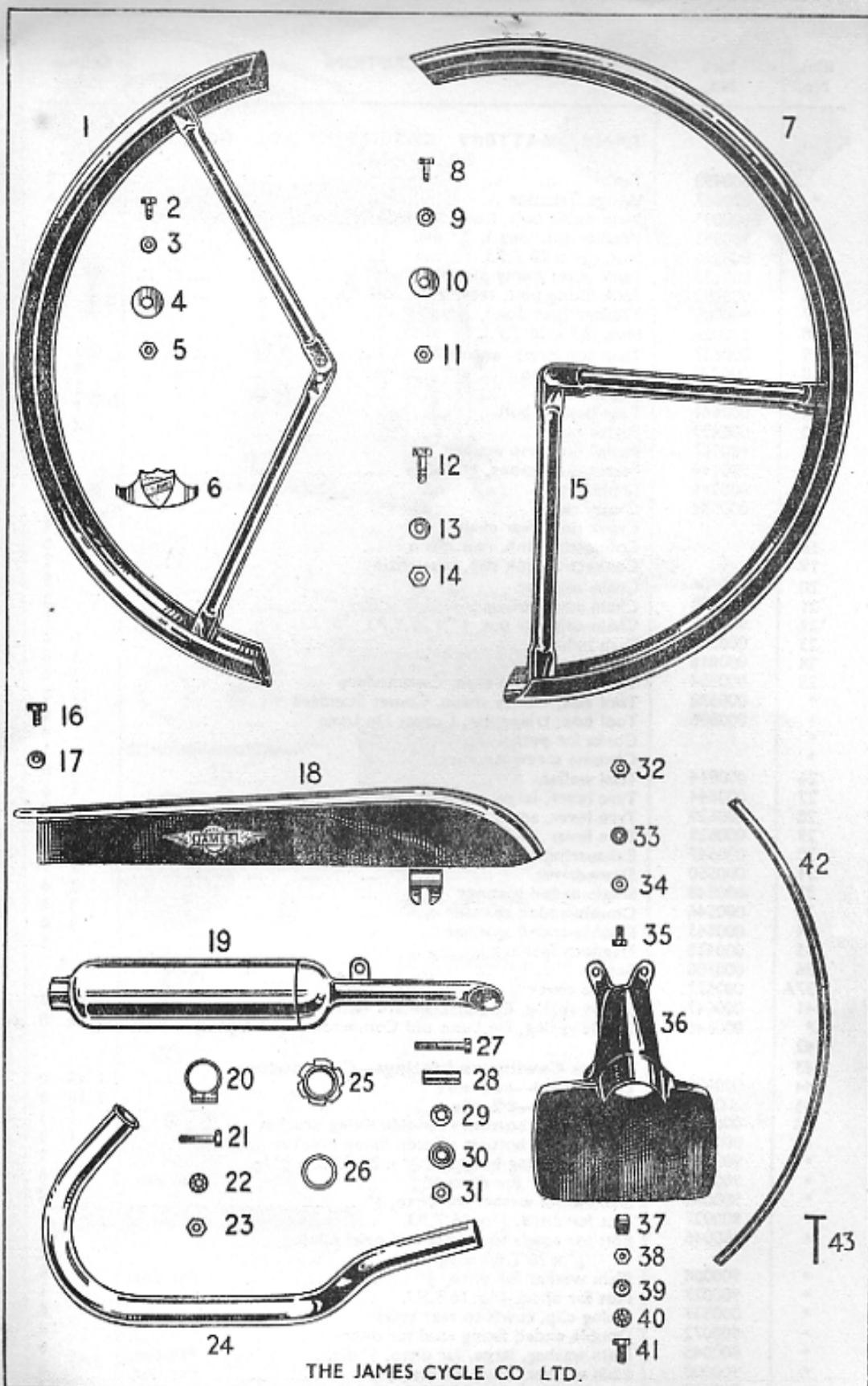


THE JAMES CYCLE CO. LTD.

SPARE PARTS FOR THE JAMES 98 c.c. LIGHTWEIGHT MOTOR CYCLES

Illus. No.	Part No.	DESCRIPTION	Nett Selling Price
		MUDGUARDS, CHAINGUARDS and SILENCER	£ s. d.
1	000757	Front mudguard with stays, Comet Standard Commodore	13 6
*	000758	Front mudguard with stays, Comet De Luxe	13 6
2	900054	Front mudguard fixing pin to fork bridge, $\frac{1}{4}$ "x26 T.P.I.x $\frac{1}{2}$ "lg.	2
3	900008	Front mudguard fixing pin washer, small (per doz.), $\frac{1}{4}$ "	6
4	900045	Front mudguard fixing pin washer, large (per doz.), $\frac{1}{4}$ " dia.	9
5	900027	Front mudguard fixing pin nut, $\frac{1}{4}$ " x 26 T.P.I.	1
6	000422	Front mudguard decorative motif, Comet De Luxe only	1 0
7	000759	Rear mudguard with stays, Comet Standard	17 6
*	000760	Rear mudguard with stays, Comet De Luxe	17 6
*	000761	Rear mudguard with stays, Commodore	1 15 0
8	900054	Rear mudguard fixing pin, top or bottom, $\frac{1}{4}$ "x 26 T.P.I.x $\frac{1}{2}$ " lg.	2
9	900008	Rear mudguard fixing pin washer, small (per doz.), $\frac{1}{4}$ "	6
10	900045	Rear mudguard fixing pin washer, large (per doz.), $\frac{1}{4}$ "	9
11	900027	Rear mudguard fixing pin nut, $\frac{1}{4}$ " x 26 T.P.I.	1
12	900061	Rear mudguard stay fixing pin, $\frac{1}{16}$ " x 26 T.P.I. c 1"	3
13	900009	Rear mudguard stay fixing pin washer (per doz.), $\frac{1}{16}$ "	6
14	900036	Rear mudguard stay fixing pin nut, $\frac{1}{16}$ " x 26 T.P.I.	2
15	000657	Rear mudguard detachable stay, Comet Standard	2 6
*	000413	Rear mudguard detachable stay, Comet De Luxe	2 6
*	000662	Rear mudguard detachable stay, Commodore	2 6
16	900046	Chainguard fixing pin, to gearbox, $\frac{1}{4}$ " x 26 T.P.I. x $\frac{3}{8}$ "	2
17	900008	Chainguard fixing pin washer, $\frac{1}{4}$ "	6
18	000913	Chainguard, Comet Standard and Comet De Luxe	8 6
		Silencer.	
19	000708	Silencer with tailpipe	1 5 0
20	000475	Silencer clip, front	1 6
21	900075	Silencer clip bolt, $\frac{1}{4}$ " x 26 T.P.I. x $1\frac{1}{16}$ "	3
22	900004	Shakeproof washer, silencer clip bolt, $\frac{1}{4}$ "	1
23	900027	Nut, silencer clip bolt, $\frac{1}{4}$ " x 26 T.P.I.	1
24	000466	Exhaust pipe	17 6
25	700064	Exhaust pipe nut...	1 3
26	700065	Exhaust pipe washer	3
27	900041	Silencer fixing bolt, rear, $\frac{1}{8}$ " x 26 T.P.I. x $3\frac{1}{2}$ "	4
28	000472	Silencer clip rear with distance piece...	2 0
29	900003	Shakeproof washer, $\frac{1}{16}$ "	1
30	900009	Plain washer (per doz.), $\frac{1}{16}$ "	6
31	900000	Nut, silencer fixing bolt, rear, $\frac{1}{8}$ " x 26 T.P.I.	1
		Rear Number Plate	
32	900016	Nut, fixing rear number plate top, $\frac{1}{8}$ " x 26 T.P.I.	1
33	900022	Washer, rear number plate top (per doz.), $\frac{1}{8}$ "	6
34	900022	Washer, rear number plate top (per doz.), $\frac{1}{8}$ "	6
35	900010	Pin fixing rear number plate top, $\frac{1}{16}$ " x 26 T.P.I. x $\frac{7}{16}$ "	2
*	000431	Front number plate	1 6
36	000737	Rear number plate	7 6
37	000429	$\frac{1}{4}$ " x $\frac{1}{2}$ " x $\frac{1}{16}$ " buffer rear number plate (fibre)	4
38	900027	Nut, fixing rear number plate, bottom, $\frac{1}{4}$ " x 26 T.P.I.	1
39	900008	Plain washer (per doz.), $\frac{1}{4}$ "	6
40	900008	Plain washer (per doz.), $\frac{1}{4}$ "	6
41	900024	Pin, fixing rear number plate, $\frac{1}{8}$ " x 26 T.P.I. x $\frac{7}{8}$ "	2
42	000415	Rear mudguard cable cover	2 3
43	900152	Fixing pin for ditto (per doz.), No. 4 x $\frac{1}{2}$ " lg.	6
		Leg Shields and Crashbar—Commodore	
*	000792	Legshields and Crashbar—complete	1 16 0
*	000793	Crashbar only	19 0
*	000621	Crashbar front fixing strap	5
*	900054	Crashbar front fixing strap bolt	3
*	900008	Crashbar front fixing strap plain washer	Per doz. 6
*	000617	Legshield—near side	8 0
*	000616	Legshield—off side	8 0
*	900153	Self-tapping screws (securing shields to bar), No. 8 x $\frac{3}{8}$ " lg.	6
		(Set 12)	
*	900006	Lockwasher for ditto, $\frac{1}{8}$ "	6
*	000610	Pump clip complete with pin	8

* Not illustrated



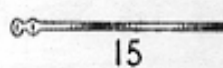

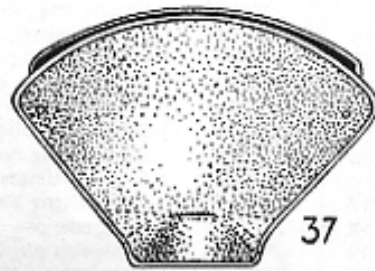


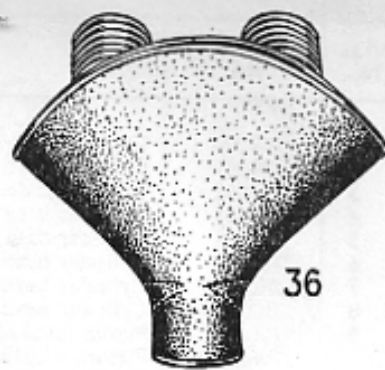



THE JAMES CYCLE CO LTD.

SPARE PARTS FOR THE JAMES 98 c.c. LIGHTWEIGHT MOTOR CYCLES

Illus. No.	Part No.	DESCRIPTION	Nett Selling Price
		TANK, BATTERY CARRIER, TOOL BOX and EQUIPMENT	£ s. d.
1	000493	Tank	4 10 0
*	000667	Wings Transfer	2 6
2	900093	Tank fixing bolt, front, $\frac{1}{8}$ " x 26 T.P.I. x $2\frac{1}{2}$ "	6
3	900095	Washer (per doz.), $\frac{1}{8}$ " dia.	9
4	900026	Nut, $\frac{1}{8}$ " x 26 T.P.I.	2
5	900153	Tank cover fixing pin, No. 8 x $\frac{1}{2}$ " lg.	1
6	900093	Tank fixing bolt, rear, $\frac{1}{8}$ " x 26 T.P.I.	6
7	900009	Washer (per doz.), $\frac{1}{8}$ "	6
8	900026	Nut, $\frac{1}{8}$ " x 26 T.P.I.	2
9	000637	Tank top cover, enamelled	7 6
10	000720	Tank filler cap	5 0
11	000508	Petrol tap	5 6
*	000641	Tool box lid bolt... ..	1 6
12	000499	Petrol pipe	4 6
13	900161	Petrol filler cap washer	3
14	900144	Petrol tap washer, $\frac{1}{8}$ " dia.	1
15	000596	Cable clip	3
16	000582	Chain, rear	†
17		Crank link, rear chain	8
18		Connecting link, rear chain	6
19		Connecting link clip, rear chain	2
20	000704	Chain adjuster	9
21	000600	Chain adjuster cap	3
22	900027	Chain adjuster nut, $\frac{1}{4}$ " x 26 T.P.I.	1
23	000595	Tyre inflator	6 6
24	000816	Battery carrier	6 6
25	000554	Tool box, round type, Commodore	12 6
*	000538	Tool box, kidney shape, Comet Standard	12 6
*	000806	Tool box, triangular, Comet De Luxe	14 6
*		Corks for petrol tap	4
*		Chrome screw fastener	1
26	000814	Tool wallet	3 0
27	000544	Tyre lever, large	1 6
28	000629	Tyre lever, small	1 0
29	000629	Tyre lever, small	1 0
30	000547	Exhaust pipe spanner and cone adjusting spanner	3 0
31	000550	Screwdriver	1 9
32	000548	Single-ended spanner	2 6
33	000546	Double-ended spanner	3 0
34	000545	Double-ended spanner	3 0
35	000438	Magneto spanner	5
36	000788	Saddle	†
37A	000577	Saddle cover	†
41	000647	Saddle spring, Comet Standard (with pins)	2 0
*	000646	Saddle spring, De Luxe and Commodore (with pins)	2 0
42			
43		Engine Cowling and fittings—Commodore	
44	000622	Engine cowl—near-side	1 15 0
45	000794	Engine cowl—off-side	1 15 0
46	000801	Engine cowl bottom near-side fixing bracket	1 3
47	000798	Engine cowl bottom off-side fixing bracket	1 3
*	900054	Bolts for fixing brackets, $\frac{1}{2}$ " x 26 T.P.I. x $\frac{1}{2}$ " lg.	2
*	900008	Plain washer for ditto $\frac{1}{4}$ " Per doz.	6
*	900004	Shakeproof washer for ditto, $\frac{1}{4}$ "	2
*	900027	Nut for ditto, $\frac{1}{4}$ " x 26 T.P.I.	1
*	900046	Bolt for cowls to shields and cowl joining, $\frac{1}{2}$ " x 26 T.P.I. x $3\frac{1}{2}$ " lg.	2
*	900008	Plain washer for ditto, $\frac{1}{4}$ " Per doz.	6
*	900027	Nut for ditto, $\frac{1}{4}$ " x 26 T.P.I.	1
*	000537	Fixing clip, cowls to rear stays	6
*	900072	Double ended fixing stud for ditto	4
*	900045	Plain washer, large, for ditto, $\frac{1}{2}$ " dia. Per doz.	9
*	900008	Plain washer, small for ditto, $\frac{1}{2}$ " Per doz.	6
*	900118	Nut for ditto, $\frac{1}{2}$ " x 20 T.P.I.	2

* Not illustrated

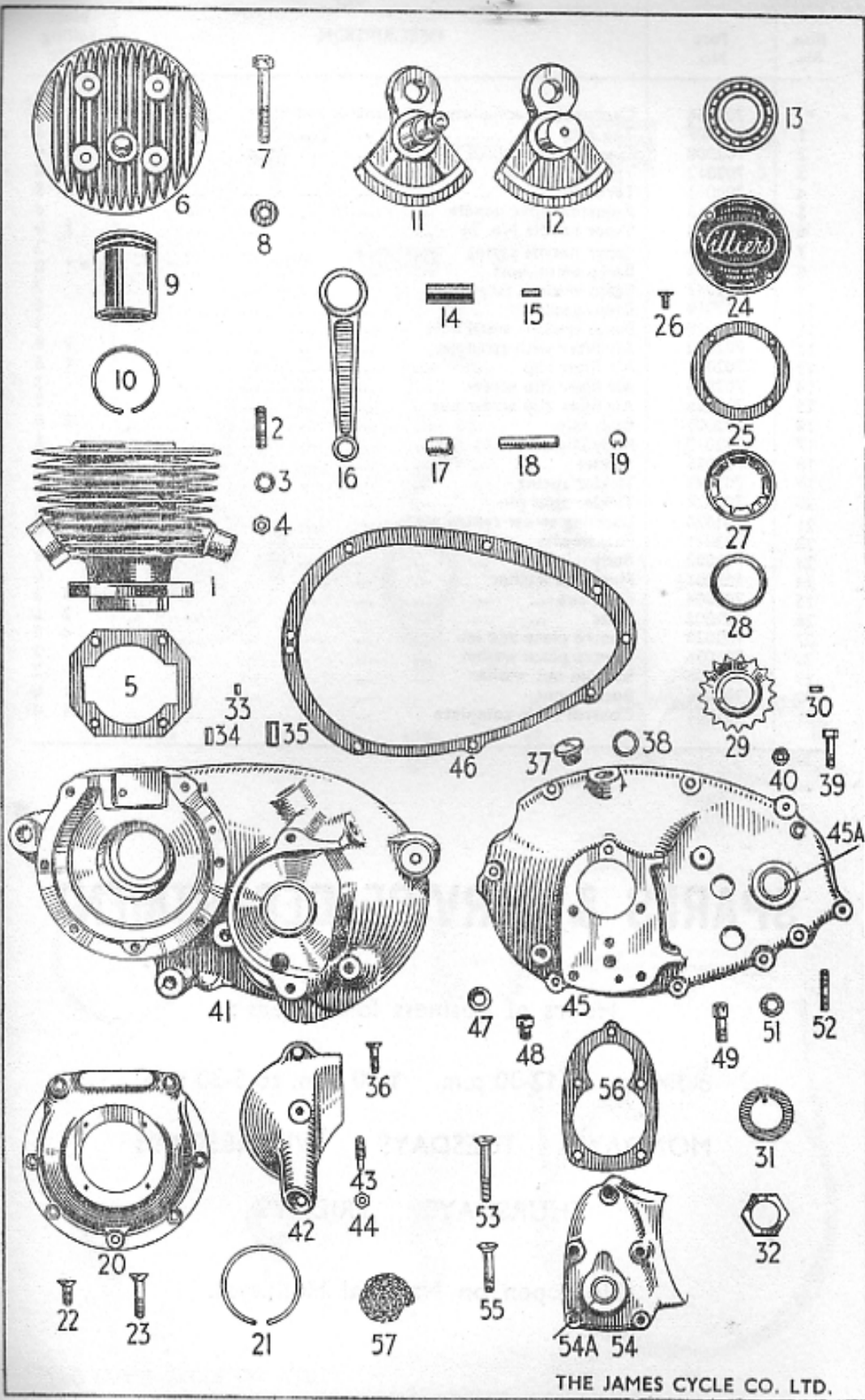


THE JAMES CYCLE CO. LTD.

SPARE PARTS FOR THE JAMES 98 c.c. LIGHTWEIGHT MOTOR CYCLES

Illus. No.	Part No.	DESCRIPTION	Nett Selling Price		
			£	s.	d.
1	700000	Cylinder	2	10	0
2	700245	Cylinder base stud			3
3	700062	Cylinder base stud washer			2
4	700661	Cylinder base stud nut			2
5	700001	Cylinder base joint washer			4
6	700002	Cylinder head	16	0	
7	700003	Cylinder head bolt			8
8	700107	Cylinder head bolt washer			2
9	700004	Piston, bushed (standard)	1	0	0
	700004A	Piston, +.015"	1	0	0
	700004B	Piston, +.030"	1	0	0
10	700005	Piston ring (standard)		1	9
	700005A	Piston ring, +.015"		1	9
	700005B	Piston ring, +.030"		1	9
11	700006	Driving shaft, right hand	1	10	0
12	700009	Driving shaft, left hand		12	0
13	700297	Driving shaft ball bearing			†
14	700010	Crankpin	4		6
15	700011	Crankpin roller			2
16	700012	Connecting rod	15	0	
	700013	Crankshaft assembly complete	3	12	0
17	700014	Connecting rod bush, small end		2	6
18	700015	Gudgeon pin		2	6
19	700016	Gudgeon pin circlip			4
20	700017	Crankcase, left hand	1	0	0
21	700018	Crankcase bearing circlip			6
22	700020	Crankcase fixing screw, $\frac{1}{8}$ " long			4
23	700019	Crankcase fixing screw, $1\frac{1}{16}$ " long		5	5
24	700022	Crankcase end plate	2	0	
25	700021	Crankcase end plate joint washer			3
26	700023	Crankcase end plate fixing screw			2
27	700224	Crankcase gland spring	1	0	
28	700025	Crankcase gland bush	4	0	
29	700026	Engine sprocket	7	0	
30	700027	Engine sprocket key			3
31	700028	Engine sprocket lockwasher			4
32	700295	Engine sprocket locknut			9
33	700029	Crankcase dowel, $\frac{1}{16}$ " dia.			6
34	700030	Clutchcase dowel, $\frac{1}{8}$ " dia.			3
35	700031	Selector lever stop			6
36	700032	Clutchbridge screw			3
37	700754	Oil filler plug		10	
38	700755	Oil filler plug washer			2
39	700633	Clutch cover bolt and crankcase drain plug			6
40	700291	Plain washer for ditto			1
41	700034	Gearcase	2	0	0
42	700035	Clutchbridge		6	0
43	700036	Clutch lever adjusting screw			6
44	700037	$\frac{1}{2}$ " locknut for screw			2
45	700038	Clutch case (previous to Engine No. 797/11167)	1	15	0
* 45a	700039	Clutch case	1	15	0
		Bush for clutch cover		2	6
46	700040	Clutch case joint washer			4
47	700283	Drain screw washer, $\frac{1}{16}$ "			2
48	700257	Oil drain screw			4
49	700041	Kickstarter stop pin			4
51	700042	Washer for stop pin			2
52	700100	Clutch cover stud			3
53	700043	Screw kickstarter cover			6
54	700044	Kickstarter cover (previous to Engine No. 797/11167)	12	0	
* 54a	700045	Kickstarter cover	12	0	
		Bush for kickstart cover	3	0	
55	700046	Clutch cover screw			6
56	700047	Joint washer kickstart cover			3
57	700048	Primary chain, 56 pitches, endless			†

* Not illustrated



THE JAMES CYCLE CO. LTD.

SPARE PARTS FOR THE JAMES 98 c.c. LIGHTWEIGHT MOTOR CYCLES

Illus. No.	Part No.	DESCRIPTION	Nett Selling Price
*	702046	Carburettor complete with control and filter	£ s. d. 2 11 3
1	702007	Top ring	1 3
2	702008	Top disc with guide peg	1 6
3	702012	Throttle spring	6
4	702011	Throttle	2 3
5	702013	Adjuster taper needle	6
6	702014	Taper needle No. 2½	1 0
7	702013	Taper needle spring	3
8	702016	Banjo union bolt	1 0
9	702017	Banjo washer, large hole	3
10	702019	Banjo gauze	6
11	702018	Banjo washer, small hole	3
12	702022	Air filter with strangler	9 0
13	702023	Air filter clip	1 6
14	702024	Air filter clip screw	3
15	702025	Air filter clip screw nut	2
16	702009	Body clip	2 0
17	702019	Body clip screw	6
18	702025	Tickler	5
19	702026	Tickler spring	6
20	702027	Tickler split pin	1
21	702028	Locating screw centre piece	3
22	702021	Fuel needle	9
23	702000	Body	9 6
24	702001	Float cup washer	6
25	702004	Float cup	3 3
26	702003	Float	3 6
27	702029	Centre piece and jet	4 0
28	702036	Centre piece washer	2
29	702006	Bottom nut washer	2
30	702005	Bottom nut	1 0
31	702031	Control cable complete	5 0

SPARES & SERVICE DEPARTMENT

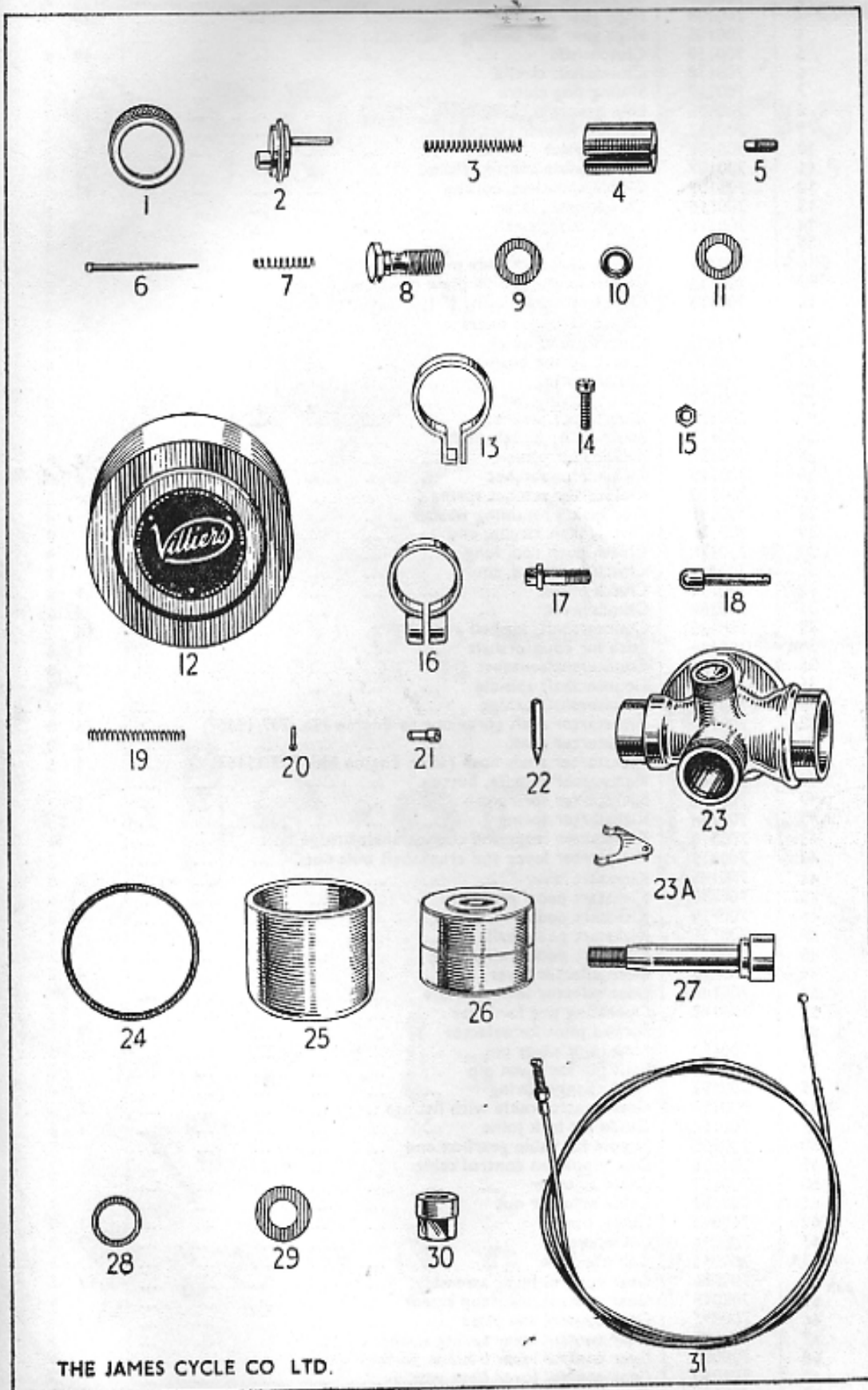
Hours of Business for Callers :

8-30 a.m. to 12-30 p.m. 1-30 p.m. to 5-30 p.m.

MONDAYS TUESDAYS WEDNESDAYS

THURSDAYS FRIDAYS

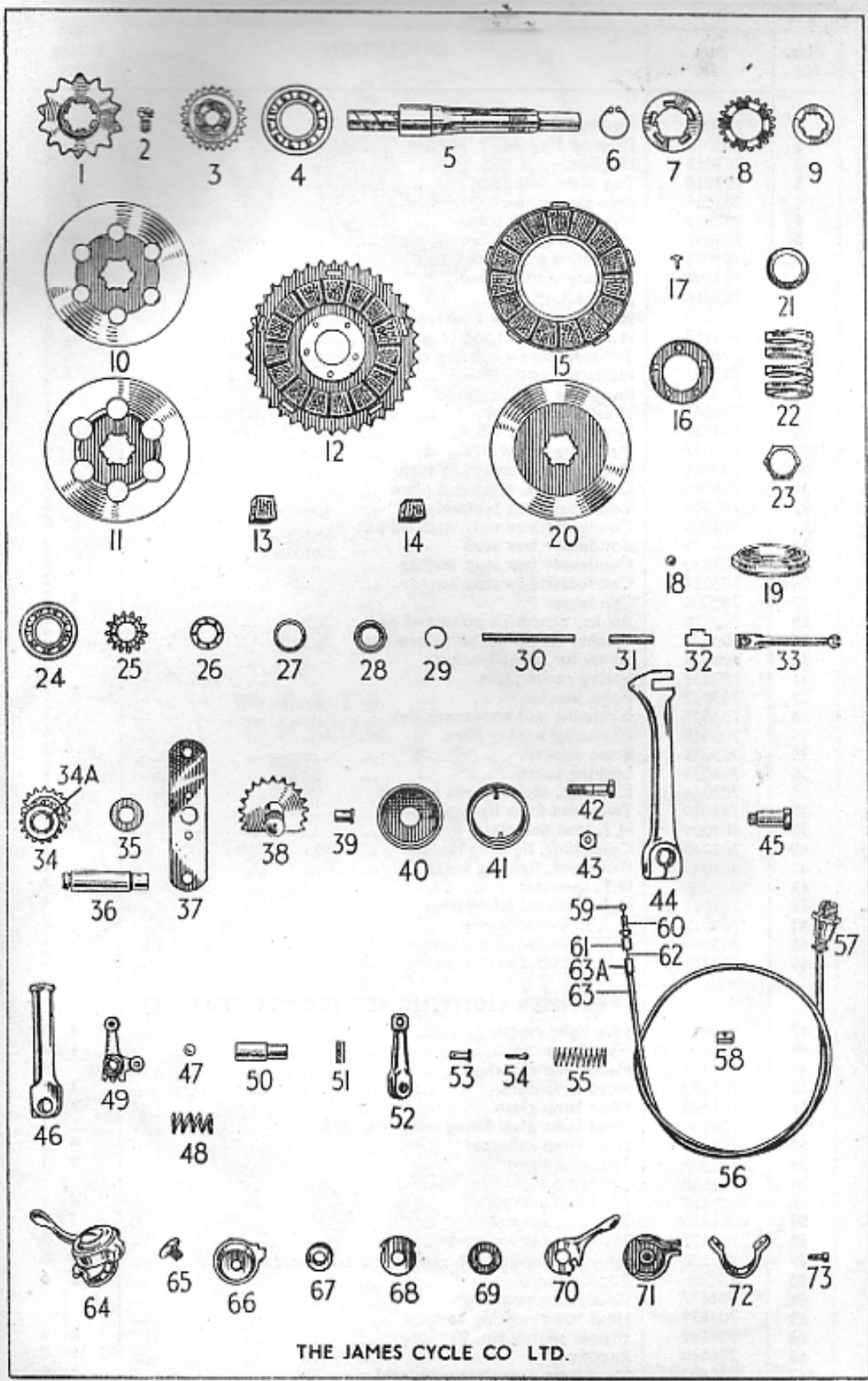
(Not open on National Holidays).



THE JAMES CYCLE CO LTD.

Illus.	Part	DESCRIPTION	Price
1	700049	Driving Sprocket ...	7 0
2	700050	Lockscrew Sprocket Nut	1 2
3	700104	High gear wheel	19 0
4	700105	High gear ball bearing	19 0
5	700119	Clutchshaft	19 0
6	700118	Clutchshaft circlip	9
7	700117	Sliding dog clutch	8 6
8	700108	Low gear wheel, 20 teeth	12 0
9	700112	Splined washer (bronze) ...	9
10	700107	Clutch plate	5 3
11	700107	Clutch plate centre, dished	5 3
12	700109	Clutch sprocket, corked	11 6
13	700116	Clutch cork, large	1 1
14	700115	Clutch cork, small	1 1
15	700121	Clutch plate	5 9
16	700123	Clutch sprocket, side plate	5 5
17	700133	Clutch sprocket side plate rivet (set 5)	2
18	700113	Clutch sprocket balls, $\frac{1}{8}$ " (per set)	7
19	700124	Clutch sprocket ballrace	2 3
20	700122	Clutch plate, outer	5 3
21	700110	Clutch spring bush	1 6
22	700114	Clutch spring	1 2
23	700111	Clutch spring nut	1 0
*	700120	Clutch lock washer	6
24	700125	Ball bearing clutch shaft	8 0
25	700127	Kickstarter pinion	6 0
26	700129	Kickstarter ratchet	6 3
27	700130	Kickstarter ratchet spring	4
28	700131	K.S. spring retaining washer	9
29	700126	Clutch shaft circlip, end	9
30	700128	Clutch push rod, long	7
31	700132	Clutch push rod, short	1 6
32	700134	Clutch cotter	2 6
33	700260	Clutch lever	16 0
34	700135	Countershaft, bushed	1 6
34A	700136	Bush for countershaft	1 3
35	700137	Countershaft washer	4 6
36	700138	Countershaft spindle	2 0
37	700139	Countershaft bridge	16 0
38	700140	Kickstarter shaft (previous to Engine No. 797/11167)	1 6
*	700141	Kickstarter shaft	4
*	700045A	Kickstarter shaft bush (after Engine No. 797/11167)	1 3
39	700142	Kickstarter spindle, button	10
40	700143	Kickstarter spring cap	7
41	700144	Kickstarter spring	3
42	700318	Kickstarter lever and countershaft bridge bolt	8 6
43	700319	Kickstarter lever and crankshaft bolt nut	6 6
44	700145	Kickstart lever	4 6
45	700730	Kickstart pedal pivot pin	2
46	700729	Kickstart pedal	2
47	700731	Kickstart pedal ball	4 6
48	700732	Kickstart pedal ball spring	9
49	700146	Gear selector lever	3
50	700147	Gear selector lever spindle	2 0
51	700148	Operating peg for lever	6 6
52	700149	Forked joint for selector	1 3
53	700150	Fork joint pivot pin	10
54	700151	Split pin for pivot pin	7
55	700152	Gear change spring	3
56	700153	Gear control cable with fittings...	8 6
57	700154	Guide for fork joint	6 6
58	700155	Nipple for cable gearbox end	4 6
59	700156	Disc nipple on control cable	2
60	700157	Cable adjuster	2 7
61	700158	Cable adjuster nut	2
62	700093	Cable, inner	1 9
63	700094	Cable, outer	2 3
63A	700095	Cable ferrule	3 3
64	700096	Gear control lever assembly	11 6
65	702045	Gear control lever top screw	6 6
66	700097	Gear control top plate	1 3
67	702043	Gear control lever spring washer	3 3
68	700097	Gear control lever friction plate	6 6
69	702040	Gear control lever fibre washer	3 3
70	700101	Gear control lever	3 0
71	702038	Gear control body	3 6
72	702039	Gear control body clip	1 6
73		Gear control lever body clip screw	2

* Not illustrated

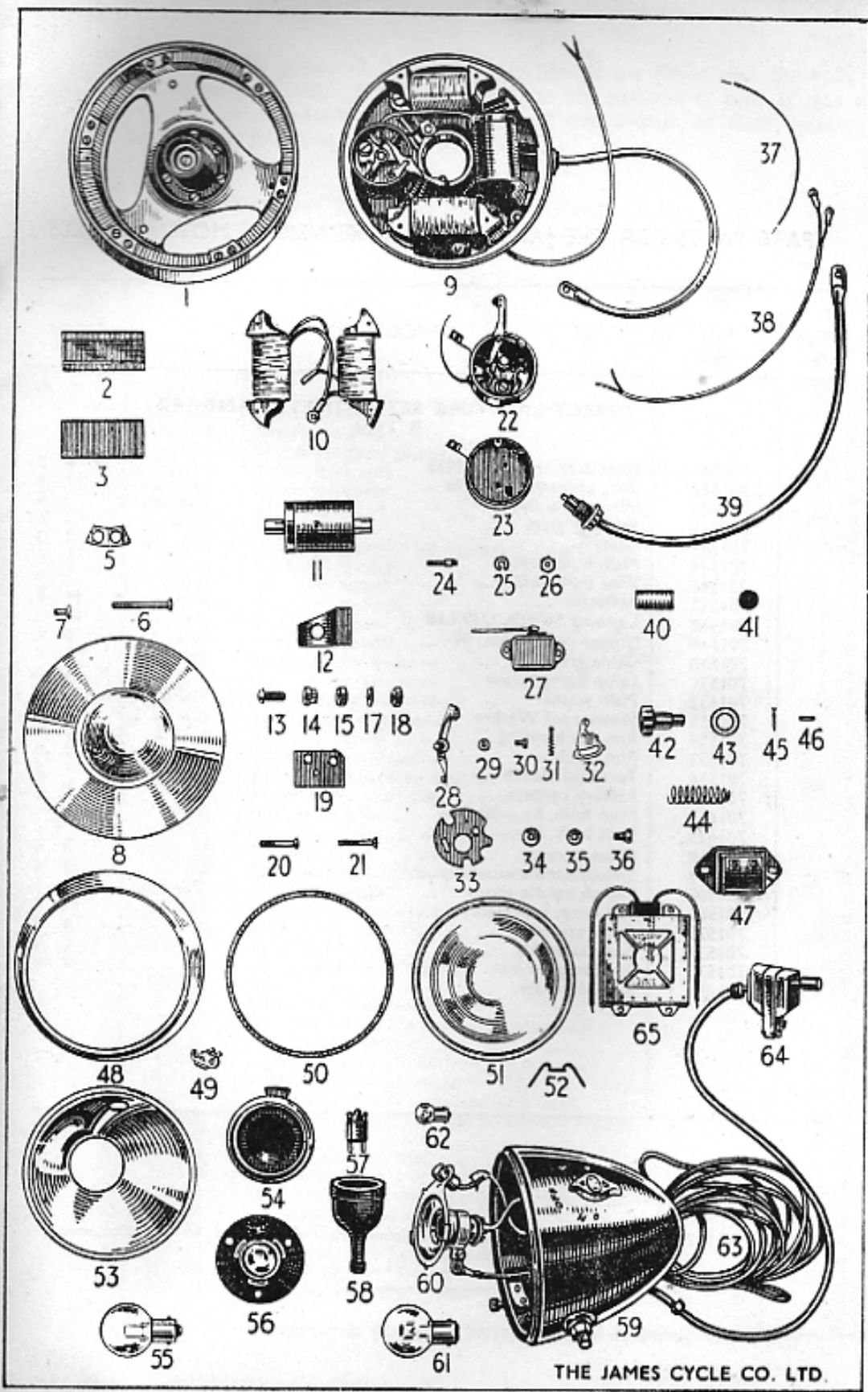


THE JAMES CYCLE CO LTD.

SPARE PARTS FOR THE JAMES 98 c.c. LIGHTWEIGHT MOTOR CYCLES

Illus. No.	Part No.	DESCRIPTION	Nett Selling Price
1	703000	Flywheel assembly, less cover	£ 4 s. 12 d. 0
2	703016	Dummy Magnet	2 0 0
3	703017	Magnet	4 0 0
5	703034	Top plate pole shoe	3 3
6	703036	Pole shoe screw	3 3
7	703032	Flywheel cover screw	3 3
8	703002	Flywheel cover	4 0 0
9	703001	Armature plate assembly	4 12 0
10	703008	Lighting coils assembly	1 4 0
11	703015	H.T. coil	1 0 0
12	703018	H.T. coil, left hand (cheek)	3 0 0
12	703019	H.T. coil, right hand (cheek)	3 0 0
13	703038	Terminal screw lighting coils	3 3
14	703042	Insulating bush, inside	3 3
15	703043	Insulating bush, outside	3 3
17	703047	Washer for screw	1 1
18	703039	Nut for screw, 4 B.A.	1 4
19	703037	Insulating washer	3 3
20	703035	Fixing screw, armature plate	3 3
21	703046	Cheek screw, armature plate	3 3
22	703004	Condenser box assembly	18 6 0
23	703005	Condenser box only with oil pad	5 0 0
24	703039	Condenser box stud	3 3
25	703030	Condenser box stud washer	2 2
26	703031	Condenser box stud nut	4 6
27	703006	Condenser	4 6
28	703028	Rocker arm with point and pad	4 6
29	703047	Washer screw for point bracket	2 2
30	703025	Screw for point bracket	4 3
31	703033	Spring rocker arm	3 3
32	703022	Point bracket	2 3
33	703007	Insulating pad condenser box	3 3
34	703048	Insulating washer fibre	4 4
35	703024	Brass washer	2 2
36	703025	Locking screw	2 2
37	703044	L.T. lead, coil to pivot bracket	6 6
38	703020	Twin lead from lighting coils	1 0 0
39	703009	H.T. lead complete	4 6
40	703040	Connector, lighting leads	7 2
41	703041	Grommet, lighting leads	2 2
42	703010	H.T. terminal	1 0 0
43	703011	H.T. terminal felt washer	3 3
44	703012	H.T. terminal spring	2 2
45	703014	H.T. terminal spring screw	2 2
46	703013	H.T. terminal spring pad	2 2
RECTIFIER LIGHTING SET (COMET DE-LUXE)			
47	000445	Stop light switch	4 0 0
48	701500	Head lamp rim	6 9 5
49	701601	Head lamp rim clip	5 5
50	701502	Head lamp cork	2 9 3
51	701503	Head lamp glass	3 3 3
52	703504	Head lamp glass fixing wire (per doz.)	1 3 3
53	701505	Head lamp reflector	8 0 0
54	701537	Tail lamp body	9 3 3
55	701638	Tail lamp bulb	†
56	701538	Tail lamp backplate	4 6 6
57	701650	Tail lamp adaptor	2 6 6
58	701507	Tail lamp rubber cover	1 3 3
59	701508	Head lamp shell with switch and bulb holders	2 5 0
60		Bell holder	3 6 6
61	701637	Head lamp main bulb	†
62	701639	Head lamp parking bulb	†
64	701549	Dipper switch No. 99	6 6 6
65	701510	Rectifier	1 10 0
67	000448	Head lamp complete with cables	3 3 0
68	701512	Tail lamp complete	1 0 0

* Not illustrated



THE JAMES CYCLE CO. LTD.

SPARE PARTS FOR THE JAMES 98 c.c. LIGHTWEIGHT MOTOR CYCLES

Illus. No.	Part No.	DESCRIPTION	Nett Selling Price
		DIRECT LIGHTING SET (COMET STANDARD) B Type	£ s. d.
	701540	Headlamp complete, M35	3 6 0
	701541	Rim, chrome, less glass	12 6
	701542	Wire, glass fixing Per doz.	8
	701543	Packing, glass	2 6
	701544	Glass	3 3
	701545	Main bulb holder	6 6
	701546	Pilot bulb holder... ..	6
	701547	Reflector	11 6
	701548	Lighting Switch, U39 L18	10 6
	701549	Dipper switch, No. 99	6 6
	701550	Cable grommet Per doz.	1 9
	701551	Lamp fixing screw " "	4 0
	701552	Plain washer " "	5 0
	701553	Shakeproof Washer " "	3 6
	701554	Rim catch spring... .. " "	3 0
	701553	Rim catch... .. " "	1 0
	701556	Terminal Sleeve Per doz.	1 0
	701557	Battery contact " "	2 6
	701634	Main bulb, 6v.—30/30w.	†
	701635	Pilot bulb, 3½v.—15A.	†
	701558	Cable harness	8 0
	701559	Switch handle assembly... ..	3 0
	701560	Switch handle screw Per doz.	2 3
	701561	Tail lamp, type 480	14 6
	701579	Front assembly	4 9
	701537	Body assembly	6 0
	701539	Rubber grommet	2 0
	701636	Bulb, 6v.—3w.	†

NOTE : (1) All items marked † in price Column are sold subject to manufacturer's Current Price.

(2) Surcharge is not applicable to lighting set parts.

Late 1952 and 1953 James J3 Comet de Luxe Models are fitted with the Villiers Mark 4F engine-gear unit. Although many parts are common to both 1F and 4F engines, some components are entirely different and owners of these machines should refer to the following list.

COMPONENTS FITTED TO 4F ENGINE (MODEL J3)

Illus. No.	Part No.	DESCRIPTION	Nett Selling Price
			£ s. d.
	704000	Crankshaft assembly	—
	704001	Crankshaft, R.H.	1 10 0
	704002	Crankshaft, L.H.	15 0 0
	704003	Gaco oil deal	3 6 0
	704004	Crankcase door	1 2 6
	704005	Crankcase door gasket	5 0 0
	704006	Cover, L.H. side	15 0 0
	704007	Screw for cover	6 0 0
	704008	Gearcase	2 10 0
	704009	Clutchcase	2 5 0
	704010	Dowel in gearcase for crankcase door	3 0 0
	704011	Gasket K/S cover	3 0 0
	704012	Low gear wheel	12 0 0
	704013	Sliding dog clutch	8 6 0
	704015	Distance piece	1 6 0
	704016	Driving sprocket	7 0 0
	704017	Gear selector lever	4 6 0
	704018	Gear operating plate	2 6 0
	704019	Spindle for selector lever	9 0 0
	703125	H.T. terminal holder	1 3 0
	703126	Terminal spring	3 0 0
	703127	Terminal spring pad	3 0 0
	703128	Adaptor for contract breaker	5 6 0
	703129	Screw securing adaptor to crankcase	2 0 0
	703130	Gasket for adaptor	2 0 0
	703131	Condensor	4 6 0
	703132	Distance Piece	1 0 0
	703133	Screw securing flywheel cover to clutchcase... ..	3 0 0
	703134	Flywheel Cover	1 17 6
	703135	Contact breaker point bracket	2 0 0
	703136	Rocker arm assembly	4 6 0
	703137	Rocker pivot pin... ..	5 0 0
	703138	Low tension terminal bush	5 0 0
	703139	Nut	1 0 0
	703140	Low tension terminal screw	3 0 0
	703141	Felt greaser pad for contact breaker cam	4 0 0
	703142	Clip for greaser pad	3 0 0
	703143	Flywheel, complete with centre nut, etc.	4 0 0
	703144	Armature plate assembly	3 10 0
	703145	Twin lighting coils complete with leads	1 4 0
	703146	Clips securing lighting lead to armature plate	4 0 0
	703147	Ignition coil	1 0 0
	703148	Ignition coil end, R.H.	3 0 0
	703149	Ignition coil end, L.H.	3 0 0
	703150	Low tension lead and shoe (rubber covered cable)	9 0 0
	703151	Screw for ignition coil ends	2 0 0
	703152	Small socket for lighting lead	1 6 0
	703153	Large socket for lighting lead	1 6 0
	703154	Locking plate for sockets	3 0 0
	703155	Twin plug for lighting lead	2 3 0

PRINTED IN ENGLAND