

---

---

**SPARE PARTS  
LIST**

FOR

**JAMES**

**'CADET'**

MODEL J5

**122 cc.**

MANUFACTURERS:

**THE JAMES CYCLE CO., LTD.**

**GOUGH ROAD**

**BIRMINGHAM, 11 :: ENGLAND**

**PRICE 2/-**

---

---


PRINTED IN ENGLAND

# SPARE PARTS LIST

FOR 1952 - 53

# JAMES

122 cc 'CADET' MODEL J/5



Manufacturers:

THE JAMES CYCLE COMPANY, LIMITED  
GOUGH ROAD, BIRMINGHAM, 11, ENGLAND

Telegrams:  
"BICYCLES BIRMINGHAM"

Telephone:  
VICtoria 2211 (5 lines)

Nearest Railway Station  
BIRMINGHAM, SMALL HEATH  
BRITISH RAILWAYS, WESTERN REGION

REF. J/5B 10.53 3M

**PRICE: TWO SHILLINGS**

CONTENTS		Page
Additional equipment ... ..		11
Brakes ... ..		8, 9
Carrier ... ..		10
Carburetter ... ..		17, 18
Chains ... ..		11, 14
Chainguard ... ..		10
Clutch ... ..		12, 13
Controls ... ..		6, 7
Electrical equipment ... ..		16
Engine ... ..		12, 13, 14
Exhaust system ... ..		11
Flywheel magneto ... ..		14, 15
Footrests ... ..		4, 5
Forks ... ..		6, 7
Frame ... ..		4, 5
Fuel tank ... ..		11
Gearbox ... ..		18, 19, 20
Handlebars ... ..		6, 7
Hubs ... ..		8, 9
Miscellaneous ... ..		11
Mudguards ... ..		10
Number plates ... ..		10
Rear suspension ... ..		4, 5
Saddle ... ..		4, 5
Silencer ... ..		11
Speedometer ... ..		7, 9
Spokes ... ..		9
Stand ... ..		4, 5
Steering stem ... ..		5, 6
Tools ... ..		10, 11
Toolbox ... ..		10
Wheels ... ..		9

Note.—Due to variations in the cost of materials, we reserve the right to alter any price without notice. Prices of Villiers engine, carburetter, electrical and gearbox components are subject to 30% increase until further notice.

October, 1953

## Spares and Repairs

For the convenience of owners, James Spares Stockists are appointed for most districts and customers are recommended to always apply to their nearest stockist. A list of stockists can be obtained on application (please enclose stamped and addressed envelope for reply).

When ordering spare parts always quote the full part number and description, as well as the engine and frame number of the machine. Most parts are clearly illustrated in this list, but if in any doubt owners are advised to produce the original part as pattern, and to quote their full engine and frame numbers to enable identification.

Instructions regarding repairs should be clear and definite, otherwise the cost may be greater than expected. We shall be pleased to give estimates for repairs if parts are sent to us for that purpose. If the estimate is accepted, no charge will be made for the preliminary examination, but should the owner decide not to have the work carried out, a nominal charge may be made to cover the cost of whatever work may have been done to prepare the estimate. Parts sent to us as patterns or for repairs, should have attached to them a label with the sender's full name and address. Instructions regarding such parts should be sent separately.

Customers wishing to retain old parts which are replaced during overhaul or repair, should state so before work commences, as normally such parts are scrapped upon removal.

If it is necessary to bring a machine, or parts, to the works for an urgent repair, it is essential that an appointment be made beforehand. This can be done by letter or telephone, and will avoid disappointment.

Orders should always be sent in list form and not as part of a letter.

When writing on a technical matter always quote your engine and frame numbers. A space is provided below for easy reference.

### 1952-53 MODEL J/5 122 c.c. JAMES CADET

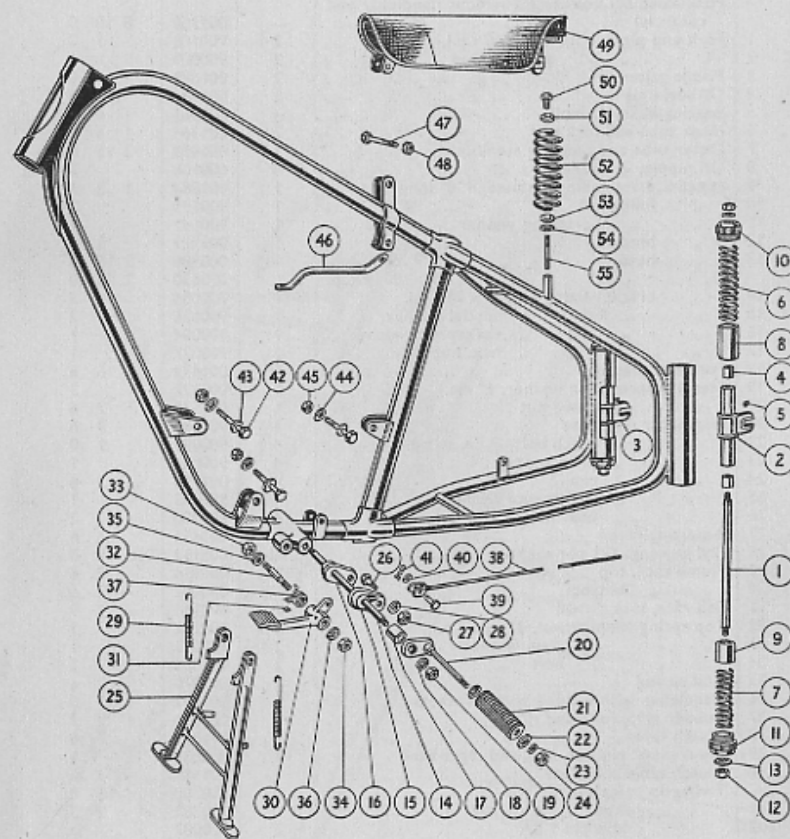
ENGINE NUMBER	FRAME NUMBER

Last frame number of 1952-53 series Model J5 Cadet is:— J5/003027

**FRAME, REAR SUSPENSION, FOOTRESTS, STAND, ENGINE BOLTS,  
REAR BRAKE PEDAL, SADDLE**

Ill. No.	Description of Part	Qty.	Part No.	Price £ s. d.
	Frame complete without attachments ...	1	001621	11 0 0
1	Central guide rod ...	2	001630	3 0
2	Fork end member, nearside (with bushes) ...	1	001642	1 5 0
3	" " " offside (with bushes) ...	1	001643	1 5 0
4	" " " bush (2 per member) ...	4	001635	4 6
5	Greaser, 1/4" BSF ...	2	000106	3
6	Main spring ...	2	001636	3 0
7	Recoil spring ...	2	001877	2 6
8	Cover, main spring ...	2	001701	1 0
9	" " recoil spring ...	2	001939	1 0
10	Top cap ...	2	001628	3 6
11	Bottom cap ...	2	001629	3 9
12	Hex. nut, 1/2" x 26 t.p.i. domed ...	4	900132	3 3
13	Plain washer, 1/2" dia. ...	4	900011	1
14	Footrest rod ...	1	000215	3 0
15	Stand bracket, left-hand ...	1	000790	4 0
16	" " right-hand ...	1	000791	4 0
17	Distance piece ...	2	000220	9
18	Plain washer, 1/8" dia. ...	2	900033	1
19	Hex. nut, 3/8" x 26 t.p.i. ...	2	900034	3
20	Footrest hanger ...	2	000782	6 0
21	Footrest rubber ...	2	000222	1 9
22	Plain washer, 1/2" dia. ...	4	900137	1
23	" " 1/2" dia. ...	2	900011	1
24	Hex. nut, 3/8" x 26 t.p.i. ...	2	900021	3
25	Centre stand ...	1	001651	9 6
26	Stand pivot pin ...	2	900098	1 7
27	Hex. nut, 3/8" x 20 t.p.i. ...	2	900017	2
28	Shakeproof washer, 3/8" dia. ...	2	900002	1
29	Spring, centre stand ...	2	000229	4
30	Rear brake pedal ...	1	000208	12 6
31	Greaser, 1/4" x 26 t.p.i. ...	1	000106	3
32	Pivot stud, pedal ...	1	000211	1 6
33	Hex. nut, 7/16" x 26 t.p.i. ...	1	900034	3
34	" " 7/16" x 26 t.p.i. ...	1	900021	2
35	Plain washer, 7/16" dia. ...	1	900033	1
36	Shakeproof washer, 3/8" dia. ...	1	900011	1
37	Pedal return spring ...	1	000213	10
38	Rear brake rod ...	1	001964	2 6
39	Pivot pin, brake rod jaw end ...	1	000796	6
40	Plain washer, 1/2" dia. ...	1	900008	1
41	Split pin, 1/16" x 3/4" long ...	1	900121	1
42	Engine bolt, 3/8" x 20 t.p.i. ...	3	900040	10
43	Plain washer, 1/2" dia. ...	3	900011	1
44	Shakeproof washer, 3/8" ...	3	900002	1
45	Hex. nut, 3/8" x 20 t.p.i. ...	3	900017	2
46	Cylinder head steady bar ...	1	001909	3 6
47	Saddle pivot bolt ...	1	—	6
48	" " hex. nut ...	1	—	2
49	Saddle complete ...	1	—	1 18 10
50	Round headed screw ...	2	—	3
51	Hex. nut ...	2	—	2
52	Saddle spring, 5 1/2" long ...	2	001967	4 6
53	Hex. nut ...	2	900000	2
54	Plain washer ...	2	900009	1
55	Double-ended stud ...	2	900163	7
—	Head transfer ...	1	000663	6
—	Saddle cover ...	1	SD1477	19 5
—	" " frame ...	1	SD1478	17 6

**FRAME, REAR SUSPENSION, STAND, ENGINE BOLTS,  
REAR BRAKE PEDAL, SADDLE**



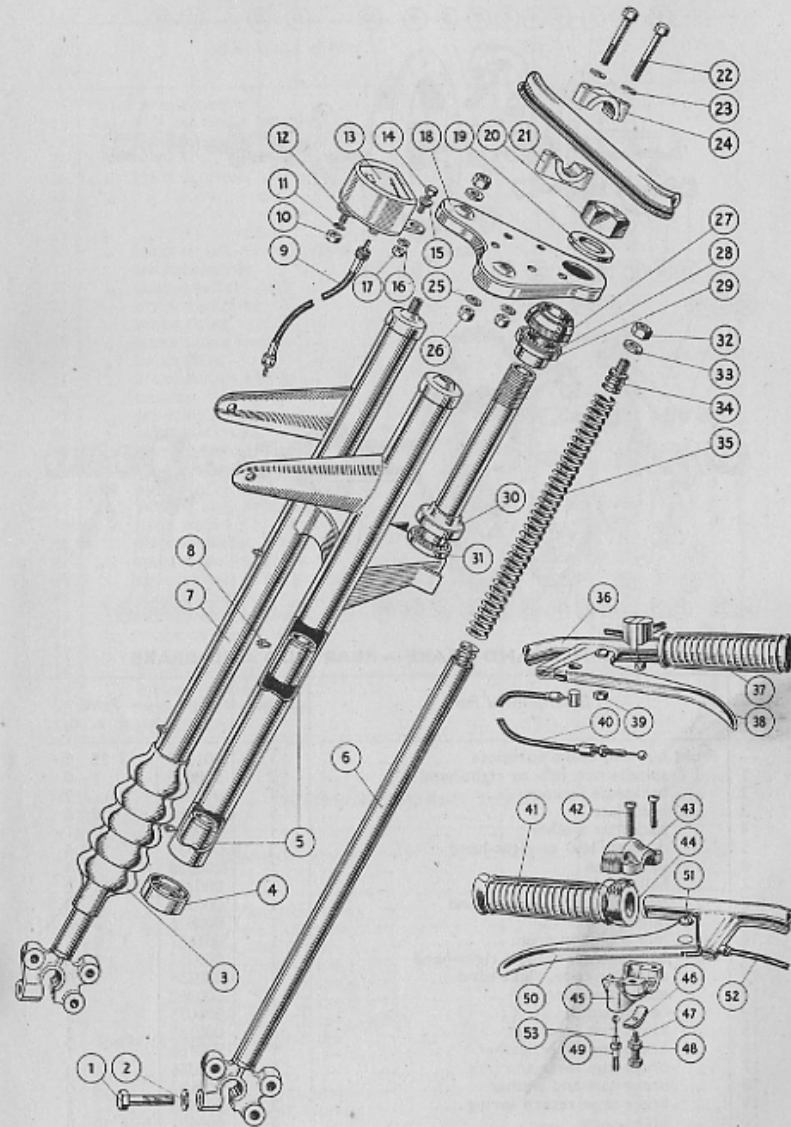
*Always quote your full engine and frame numbers as well as part numbers, when ordering replacement parts*

**IT PAYS TO FIT GENUINE "JAMES" COMPONENTS**

FORKS, STEERING STEM, HANDLEBAR CONTROLS, SPEEDO

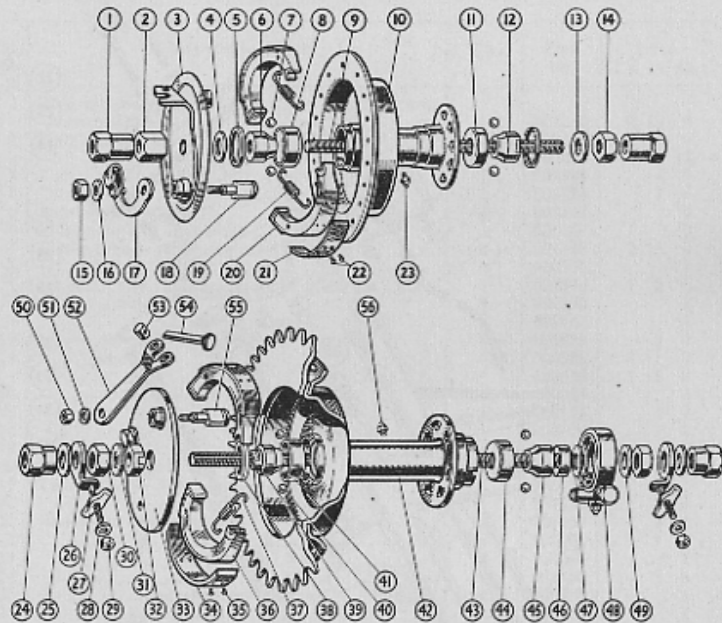
Ill. No.	Description of Part	Qty.	Part No.	Price £ s. d.
	Fork assembly complete (without handlebar and controls) ... ..	—	001358	8 10 0
1	Fork end pinch bolt, $\frac{1}{8}$ " x 26 t.p.i. ... ..	2	900108	1 0
2	" " " plain washer ... ..	2	900009	1
3	Plastic gaiter ... ..	2	001683	6 0
4	Oil seal unit ... ..	2	001684	2 6
5	Bearing bush (Tufnol) ... ..	4	001363	4 6
6	Inner tube and fork end ... ..	2	001364	1 5 0
7	Outer tube and steering stem unit ... ..	1	001438	2 15 0
8	Oil nipple, $\frac{3}{8}$ " BSF ... ..	4	000106	3
9	Speedo. drive cable complete, 4' 8" long ... ..	1	001884	1 2 6
10	" fixing nut ... ..	1	900130	2
11	" " spring washer ... ..	1	900142	1
12	" bracket ... ..	1	001929	3 0
13	" head ... .. 55 m.p.h.	1	000588	2 15 0
	" " " " 90 k.p.h.		000630	2 15 0
14	" bracket fixing pin, $\frac{1}{4}$ " x 26 t.p.i. ... ..	1	900054	3
15	" " " special washer ... ..	1	900126	2
16	" " " shakeproof washer ... ..	1	900004	1
17	" " " hex. nut ... ..	1	900027	1
18	Fork top pressing ... ..	1	001432	6 6
19	Steering stem plain washer, 1" dia. ... ..	1	000122	3
20	" domed nut ... ..	1	001530	2 6
21	Handlebar clip, base ... ..	2	001699	3 6
22	" " pinch bolt, $\frac{1}{8}$ " x 26 t.p.i. ... ..	4	900094	1 0
23	" " plain washer ... ..	4	900044	1
24	" " cap ... ..	2	001700	3 6
25	" " shakeproof washer ... ..	4	900003	1
26	" " hex. nut ... ..	4	900000	2
27	Adjusting race ... ..	1	001455	3 6
28	Ball bearings (21 per race) ... ..	42	000162	Set 1 0
29	Frame race, top ... ..	1	000036	2 6
30	" " bottom ... ..	1	000087	2 6
31	Ball race, fork crown ... ..	1	000160	1 9
32	Top spring adaptor nut, $\frac{3}{8}$ " x 26 t.p.i. ... ..	2	900132	2
33	" " plain washer ... ..	2	900011	1
34	" " bolt ... ..	2	001434	2
35	Coil spring ... ..	2	001370	2 6
36	Handlebar with welded pivot brackets ... ..	1	001853	1 15 0
37	Rubber grip, left-hand ... ..	1	000281	2 3
38	Clutch lever ... ..	1	001311	7 6
39	Lever pivot pin nut, left- and right-hand ... ..	2	900023	1
40	Clutch cable complete ... ..	1	001585	3 6
	Twistgrip complete ... ..	1	000780	15 0
41	" rubber ... ..	1	000283	2 3
42	" clamp pin 1 BA ... ..	2	900087	1
43	" upper clip ... ..	1	000283	2 6
44	" handle ... ..	1	000282	5 6
45	" lower clip ... ..	1	000284	3 6
46	" friction spring ... ..	1	000286	3
47	" adjusting pin 1 BA ... ..	1	900089	2
48	" " locknut ... ..	1	900086	1
49	Throttle cable complete (see page 17—carburetter) ... ..	—	—	—
50	Front brake lever ... ..	1	001312	7 6
51	Lever pivot pin, left- or right-hand, $\frac{1}{4}$ " x 26 t.p.i. ... ..	2	900135	2
52	Front brake cable complete ... ..	1	001922	3 0
53	Throttle cable slotted socket ... ..	1	000285	3

FORKS, STEERING STEM, HANDLEBAR CONTROLS, SPEEDO



IT PAYS TO FIT GENUINE "JAMES" COMPONENTS

### HUBS AND BRAKES



FRONT HUB AND BRAKE—REAR HUB AND BRAKE

Ill. No.	Description of Part	Qty.	Part No.	Price £ s. d.
—	Front hub and brake complete ... ..	1	001383	3 15 0
1	spindle nut, left- or right-hand ... ..	2	900060	1 0 0
2	backplate locknut ... ..	1	900053	9
3	backplate ... ..	1	001385	9 6
4	backplate washer ... ..	1	900013	1
5	dustcap, left- or right-hand ... ..	2	000353	2 4
6	fixed cone ... ..	1	000358	2 4
7	ball bearings, $\frac{1}{2}$ " ... ..	20	000371	Set 1 0 0
8	bearing cup, deep left-hand ... ..	1	000351	1 6
9	hub spindle ... ..	1	000626	3 6
10	hub shell and drum ... ..	1	001687	1 2 6
11	bearing cup, shallow right-hand ... ..	1	000352	1 6
12	adjusting cone, right-hand ... ..	1	000359	1 9
13	tab lockwasher ... ..	1	000360	1 1
14	cone locknut ... ..	1	900035	3
15	brake cam lever nut ... ..	1	000365	2
16	brake cam lever washer ... ..	1	900166	1
17	brake cam lever and link ... ..	1	000366	1 3
18	brake cam and washer ... ..	1	000692	4 0
19	brake shoe return spring ... ..	2	000369	2
20	brake shoe ... ..	2	000691	Pair 10 0
21	brake liner ... ..	2	000370	" 4 0
22	brake liner rivet ... ..	—	900146	Set 6

### HUBS AND BRAKES—continued (See illustration—page 8)

Ill. No.	Description of Part	Qty.	Part No.	Price £ s. d.
—	Front grease nipple ... ..	1	000106	3
23	Rear hub and brake complete ... ..	1	001569	4 15 0
24	spindle nut, left- or right-hand ... ..	2	900091	1 0
25	" " washer ... ..	2	900033	1
26	chain adjuster, left- or right-hand ... ..	2	001640	7
27	" " cap ... ..	2	000600	3
28	" " washer ... ..	2	900008	1
29	" " nut ... ..	2	900027	1
30	locknut, left- or right-hand ... ..	2	900034	3
31	tab lockwasher ... ..	1	000360	2
32	cone adjuster ... ..	1	001686	3 6
33	brake backplate ... ..	1	001638	10 6
34	brake lining ... ..	2	000370	Pair 4 0
35	brake lining rivet ... ..	—	900146	Set 6
36	brake shoe ... ..	2	000690	Pair 10 0
37	brake return spring ... ..	2	000369	2
38	dustcap ... ..	1	000353	2
39	adjusting cone ... ..	1	001685	3 6
40	ball bearings, $\frac{1}{2}$ " ... ..	24	900199	Set 1 3
41	bearing cup, left-hand ... ..	1	000351	1 6
42	hub shell and sprocket unit ... ..	1	001691	2 2 0
43	hub spindle ... ..	1	001688	4 6
44	bearing cup, right-hand ... ..	1	001690	3 6
45	fixed cone ... ..	1	001866	2 4
46	distance piece ... ..	1	000362	4
47	speedo packing shims ... ..	as reqd.	900013	1
48	speedometer drive gearbox ... ..	1	001689	1 10 0
49	plain washer ... ..	1	900033	1
50	brake cam lever nut ... ..	1	900000	2
51	brake cam lever washer ... ..	1	900166	1
52	brake cam lever ... ..	1	000387	1 7
53	brake cam lever roller ... ..	1	000392	6
54	brake rod adjuster ... ..	1	000394	3 6
55	brake cam and washer ... ..	1	000391	4 0
56	grease nipple ... ..	1	000106	3

### WHEELS, SPOKES, TYRES

Ill. No.	Description of Part	Qty.	Part No.	Price £ s. d.
—	Front wheel complete (less tyre) ... ..	1	001384	6 0 0
—	Rear wheel complete (less tyre) ... ..	1	001897	8 0 0
—	Front or rear rim, WMO 19 ... ..	2	000247	13 0
—	Spokes, front, nearside, 12 s.w.g. x $7\frac{1}{2}$ " ... ..	18	000256	2
—	" " offside, 12 s.w.g. x $8\frac{1}{2}$ " ... ..	18	000257	2
—	" " rear, nearside, 12 s.w.g. x $7\frac{1}{2}$ " ... ..	18	001894	2
—	" " offside, 12 s.w.g. x $8\frac{1}{2}$ " ... ..	18	000257	2
—	Spoke nipples, 12 s.w.g. x $\cdot 225$ " ... ..	36 per wheel	000266	1
—	Rim tape ... ..	2	000190	"
—	Inner tube, 19" x 2.75", Dunlop ... ..	2	000565	"
—	Outer cover, 19" x 2.75", Dunlop ... ..	2	000564	"

\* Manufacturers current prices

**MUDGUARDS, NUMBER PLATES, CARRIER, TOOLBOX, TOOLS  
CHAINGUARD**

Ill. No.	Description of Part	Qty.	Part No.	Price £ s. d.
—	Front mudguard and stays ... ..	1	001901	17 6
—	Front number plate bracket with nut/washer ...	2	000432	6
—	Front number plate ... ..	1	000431	1 9
—	Round headed screw, $\frac{3}{8}$ " x 26 t.p.i. ... ..	2	900010	2
—	Hex. nut, $\frac{3}{8}$ " x 26 t.p.i. ... ..	2	900016	1
—	Shakeproof washer, $\frac{3}{8}$ " dia. ... ..	2	900006	1
—	Rear mudguard ... ..	1	001904	1 2 6
—	Rear mudguard stay tube, left-hand ... ..	1	001905	6 0
—	" " " " right-hand ... ..	1	001906	6 0
—	" " number plate ... ..	1	000737	9 0
—	Fibre distance piece ... ..	1	000439	4
—	Rear carrier ... ..	1	001952	15 0
—	Hex. bolt, $\frac{1}{4}$ " x 26 t.p.i. x 1" long ... ..	3	900025	3
—	Hex. nut, $\frac{1}{4}$ " dia. ... ..	7	900027	1
—	Plain washer, $\frac{1}{4}$ " dia. ... ..	8	900008	1
—	Shakeproof washer, $\frac{1}{4}$ " dia. ... ..	5	900004	1
—	Hex. bolt, $\frac{1}{4}$ " x 26 t.p.i. x $\frac{7}{8}$ " long ... ..	2	900024	4
—	" " " " x 26 t.p.i. x $\frac{3}{4}$ " long ... ..	2	900054	3
—	" " " " x 26 t.p.i. x $\frac{1}{2}$ " long ... ..	1	900046	2
—	Plain washer, $\frac{1}{4}$ " dia. large ... ..	2	900045	1
—	Round head screw, $\frac{3}{8}$ " x 26 t.p.i. ... ..	7	900010	2
—	Hex. nut, $\frac{3}{8}$ " x 26 t.p.i. ... ..	7	900016	1
—	Plain washer, $\frac{3}{8}$ " x 26 t.p.i. ... ..	4	900022	1
—	Shakeproof washer, $\frac{3}{8}$ " dia. ... ..	7	900006	1
—	Toolbox ... ..	1	001927	12 6
—	Toolbox lid thumb screw ... ..	1	000641	1 6
—	Hex. bolt, $\frac{1}{4}$ " x 26 t.p.i. x $\frac{3}{4}$ " long ... ..	2	900054	3
—	" " nut, $\frac{1}{4}$ " x 26 t.p.i. ... ..	2	900027	1
—	Plain washer, $\frac{1}{4}$ " dia. ... ..	4	900008	1
—	Tool wallet ... ..	1	001966	3 0
—	Plug spanner ... ..	1	000437	1 6
—	Magneto spanner/feeler gauge ... ..	1	000438	5
—	Screwdriver ... ..	1	000551	1 0
—	Exhaust pipe spanner ... ..	1	000547	3 0
—	-525/-601" spanner ... ..	1	000546	2 6
—	-338/-448" spanner ... ..	1	000545	1 0
—	$\frac{3}{8}$ " spanner ... ..	1	000548	1 0
—	Tyre lever ... ..	3	000544	1 6
—	Hand pump and connector ... ..	1	000595	6 6
—	Chaincover ... ..	1	001916	12 6
—	" " transfer ... ..	1	000665	3

**SPARES & SERVICE DEPARTMENT**

Hours of Business for Callers :

8-30 a.m. to 12-30 p.m. 1-30 p.m. to 5-30 p.m.  
**MONDAYS TUESDAYS WEDNESDAYS**  
**THURSDAYS FRIDAYS**  
 (Not Open on National Holidays)

**FUEL TANK, SILENCER, MISCELLANEOUS**

Ill. No.	Description of Part	Qty.	Part No.	Price £ s. d.
—	Petrol tank ... ..	1	001990	4 5 0
—	" pipe ... ..	1	001908	5 0
—	" tap ... ..	1	000767	5 6
—	Fibre washer ... ..	1	900144	1
—	Tank top strip, chromed ... ..	1	000636	7 6
—	Self-tapping screw ... ..	2	900153	1
—	Tank filler cap with oil measure ... ..	1	000720	6 0
—	Filler cap fibre washer ... ..	1	900161	3
—	Tank transfer ... ..	2	000665	6
—	Hex. bolt, $\frac{1}{8}$ " x 26 t.p.i. ... ..	2	900093	4
—	" nut, $\frac{1}{8}$ " x 26 t.p.i. ... ..	2	900000	2
—	Plain washer, $\frac{1}{8}$ " dia. ... ..	2	900009	1
—	Special washer, $\frac{1}{8}$ " dia. ... ..	1	900095	2
—	Exhaust pipe ... ..	1	001910	1 10 0
—	Silencer complete ... ..	1	001911	2 0 0
—	" body ... ..	1	001913	15 0
—	" chamber and tail pipe ... ..	1	000849	1 0 0
—	" glass wool filling ... ..	1	000643	1 6
—	" self-tapping screw ... ..	4	900155	1
—	" clip ... ..	1	000475	2 0
—	" hex. bolt, $\frac{1}{4}$ " x 26 t.p.i. ... ..	1	900075	2
—	" nut, $\frac{1}{4}$ " x 26 t.p.i. ... ..	1	900027	1
—	" plain washer, $\frac{1}{4}$ " dia. ... ..	1	900008	1
—	" shakeproof washer, $\frac{1}{4}$ " dia. ... ..	1	900004	1
—	Tubular dry battery cannister and clips ... ..	1	000430	5 9
—	Cable spring clip, tail light cable ... ..	4	000426	1
—	" rubber strap ... ..	8	000596	2
—	Spark plug, Lodge H14 ... ..	1	—	—
—	Rear chain, 117 links, Coventry 110044 ... ..	1	001915	1 17 4
—	Instruction Book ... ..	1	002039	2 0
<b>ADDITIONAL EQUIPMENT</b>				
—	Licence holder ... ..	1	001966	1 6
—	Bulb horn and bracket ... ..	1	000605	6 6
—	Crashbar-legshields ... ..	—	—	1 16 0
—	Electric horn, battery operated ... ..	—	—	1 10 0
—	Windscreen with plastic apron ... ..	—	—	1 10 0
—	Lapel badge, pin or button-hole fitting ... ..	—	—	2 0
—	Rivet extractor ... ..	—	000552	5 6
—	Hammer tight spanner for magneto ... ..	—	—	10 0

\* Manufacturers current price

**FOR THE CONVENIENCE OF OWNERS**

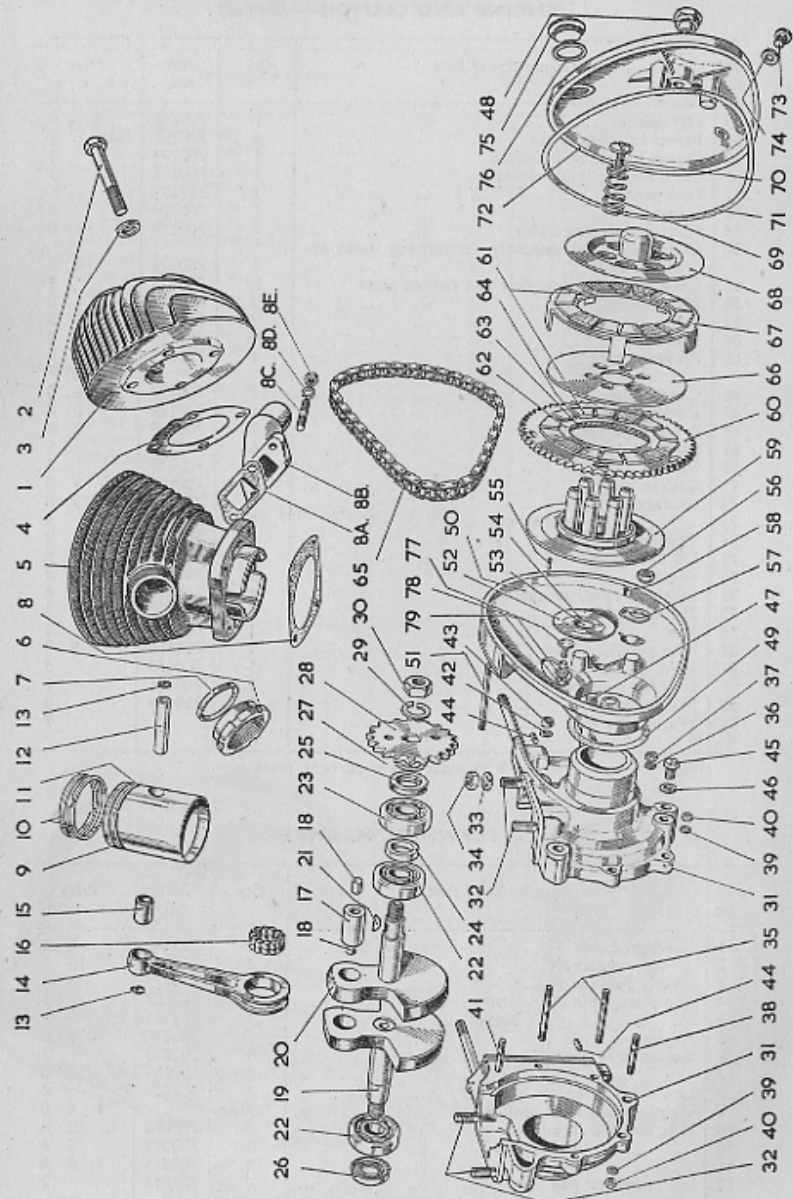
**SPARES STOCKISTS**

are appointed for most districts. To save delay, customers are recommended to apply always to their nearest Spares Stockist

ENGINE AND CLUTCH—VILLIERS Mk. 13D

Ill. No.	Description of Part	Qty.	Part No.	Price £ s. d.
1	Cylinder head (no decompressor)	1	700165	1 5 0
2	" " bolt	4	700166	9
3	Washer	4	700167	2
4	Gasket for cylinder head	1	700159	4
5	Cylinder	1	700160	3 3 0
6	Nut for exhaust pipe	1	700064	1 3
7	Washer	1	700065	3
8	Gasket for cylinder base	1	700163	7
9	Piston, standard	1	700178	1 0 0
	" .015" oversize	1	700179	1 0 0
	" .030" oversize	1	700180	1 0 0
10	" ring, standard	2	700181	1 9
	" .015" oversize	2	700633	1 9
	" .030" oversize	2	700634	1 9
11	Expander ring	1	700182	1 0
12	Gudgeon pin	1	700217	2 3
13	Circlip	2	700289	4
14	Connecting rod, bushed, .001" oversize	1	704028	18 0
15	Small end bush	1	700216	2 6
16	Rollers for crankpin, steel	12	700645	Set 3 0
	" " bronze	6	700646	Set 1 3
17	Crankpin, .001" oversize	1	704029	6 0
18	" plug	2	700186	3
19	Crankshaft, right-hand	1	704030	1 0 0
20	" left-hand	1	704031	1 0 0
21	Key for engine sprocket	1	700370	3
22	Ball bearing	2	700213	" "
23	" "	1	700213	" "
24	Distance piece for bearings	1	704033	1 0
25	Oil seal, crankshaft drive end	1	704040	3 3
26	" " magneto end	1	700214	2 0
27	Shim for engine sprocket	as reqd.	700220	3
28	Engine sprocket	1	704034	5 0
29	Spring washer	1	700671	2
30	Nut	1	700670	6
31	Crankcase, right- and left-hand halves, less fittings	1	704035	3 0 0
32	Stud in crankcase for cylinder	4	700243	3
33	Spring washer	4	70091/A	2
34	Nut	4	700091	2
35	Stud (fitted) securing crankcase halves	2	700374	4
36	Washer	2	700611	1
37	Nut	2	700680	2
38	Stud (fitted) securing crankcase halves, short	2	700606	3
39	Washer	2	700678	1
40	Nut	2	700680	2
41	Stud securing crankcase halves	1	704043	3
42	Washer	1	700678	1
43	Nut	1	700200	2
44	Dowel in crankcase locating gearbox	2	700030	3
45	Crankcase drain plug	1	700257	4
46	Washer	1	700651	2
47	Stud for chaincase	1	700239	6
48	Nut	1	704044	9
49	Gasket	1	704045	3
50	Chaincase, inner, with gland plate	1	704046	1 6 0
51	Stud in chaincase for gearbox	1	700199	3
52	Gland plate	1	700175	8

ENGINE AND CLUTCH. MARK 13D VILLIERS 122 cc UNIT.





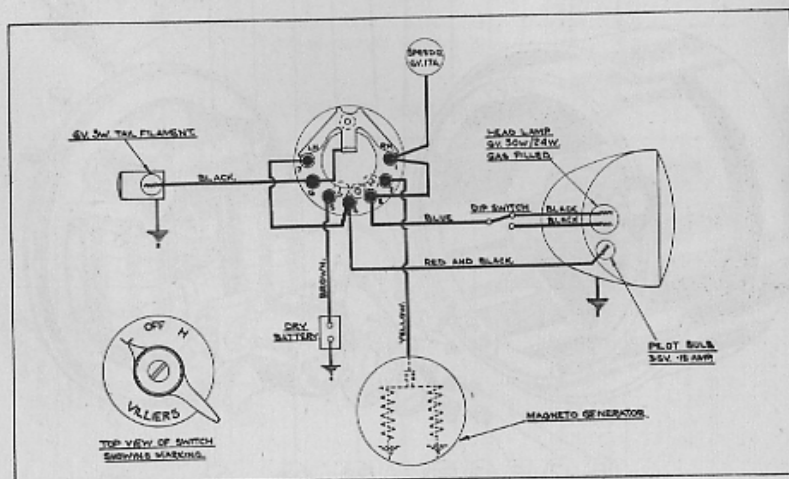


**ELECTRICAL EQUIPMENT  
A.C. DIRECT LIGHTING SET**

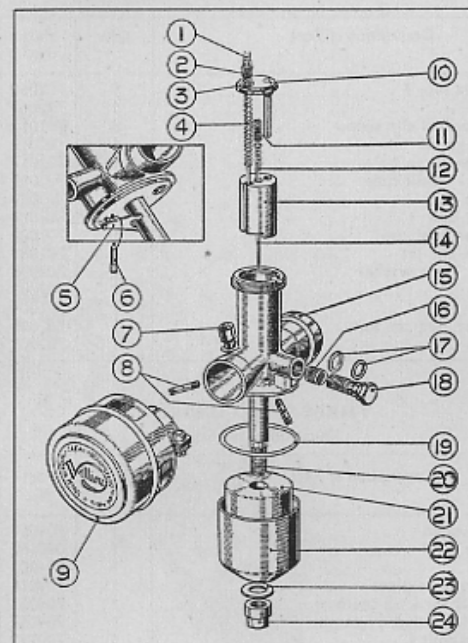
Ill. No.	Description of Part	Qty.	Part No.	Price £ s. d.
—	Headlamp complete (less switch and harness) ...	1	701562	4 12 6
—	rim assembly ... ..	1	701564	9 0
—	Rim fixing clips ... ..	6	701565	Set 1 6
—	Light unit with reflector and glass ... ..	1	701566	14 0
—	" adaptor ... ..	1	701568	8 0
—	Switch panel fixing screw ... ..	4	701571	Set
—	" rubber seal ... ..	1	701572	1 0
—	Lighting switch ... ..	1	701548	13 6
—	Switch box fixing spring ... ..	1	—	4
—	Rubber ring ... ..	1	701520	6
—	Lamp fixing screw ... ..	1	701531	1 3
—	Washer fixing screw ... ..	1	701532	4
—	Tail lamp ... ..	1	701561	14 6
—	" front assembly ... ..	1	701578	4 9
—	" body ... ..	1	701537	6 6
—	" rubber grommet ... ..	1	701548	2 0
—	Wiring harness complete ... ..	1	701676	10 0
—	Headlamp main bulb (6 volt 30/24 watt.) ...	1	—	*
—	pilot bulb (3.5 volt 15 amp. M.E.S.) ...	1	—	*
—	Tail light bulb (6 volt 3 watt. S.B.C.) ...	1	—	*
—	Speedometer light bulb (6 volt 17 amp. Miniature B.C.) ... ..	1	—	*

\* Manufacturers current prices

**WIRING DIAGRAM**



**VILLIERS CARBURETTER. TYPE 3/4**



Ill. No.	Description of Part	Qty.	Part No.	Price £ s. d.
—	Carburettor complete with control and air cleaner ... ..	—	702055	2 19 6
—	Body with fuel bush, needle lever ... ..	1	702056	13 3
—	Top ring ... ..	1	702057	1 3
1	Control cable assembly ... ..	1	001648	5 0
2	" adjuster ... ..	1	702088	7
3	" locknut ... ..	1	702089	2
—	" sleeve ... ..	1	702090	4
—	Cable nipple, throttle end ... ..	1	702091	2
—	" control end ... ..	1	702092	2
4	Throttle return spring ... ..	1	702064	6
5	Fuel needle lever ... ..	1	702079	9
6	Fuel needle ... ..	1	702021	9
7	Tickler ... ..	1	702074	5
—	" spring ... ..	1	702075	3
—	" split pin ... ..	1	702076	1
8	Compensating tube ... ..	2	702077	6
9	Air filter with strangler ... ..	1	702070	10 0
—	" clip ... ..	1	702071	1 6
—	" screw ... ..	1	702072	3
—	" nut ... ..	1	702025	2
10	Top disc with guide peg ... ..	1	702058	9
11	Needle adjusting screw ... ..	1	702013	6
12	Taper needle spring ... ..	1	702018	3
13	Throttle slide ... ..	1	702089	4 3

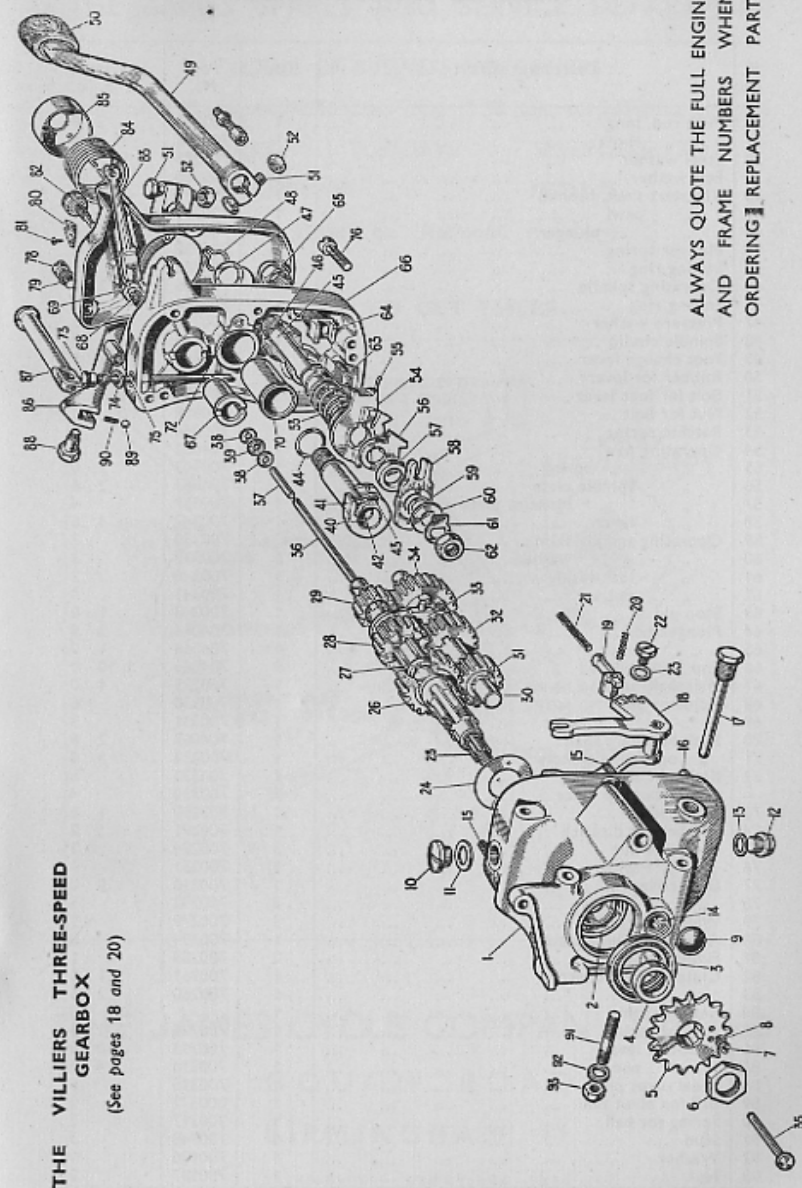
**CARBURETTER — continued**

Ill. No.	Description of Part	Qty.	Part No.	Price £ s. d.
14	Taper needle No. 3 ... ..	1	702060	9
15	Body clip ... ..	1	702062	2 0
—	" and control clip screw ... ..	3	702010	6
16	Banjo filter gauze ... ..	1	702019	6
17	Fibre washer, large hole ... ..	1	702017	3
17	" " small hole ... ..	1	702069	3
18	Banjo union ... ..	1	702020	1 9
—	" " bolt ... ..	1	702016	1 0
19	Fibre washer float cup ... ..	1	702001	6
20	Centrepiece and jet ... ..	1	702084	5 0
—	" " fibre washer ... ..	1	702030	2
21	Float ... ..	1	702003	3 6
22	Float cup ... ..	1	702004	3 3
23	Fibre washer, bottom nut ... ..	1	702006	2
24	Bottom nut ... ..	1	702005	1 0

**THREE-SPEED GEARBOX**

(Illustration on page 19)

Ill. No.	Description of Part	Qty.	Part No.	Price £ s. d.
1	Gearbox, bushed ... ..	1	704050	2 0 0
2	Ball bearing ... ..	1	000162	+
3	Oil seal ... ..	1	704003	1 9
4	Sprocket distance piece ... ..	1	704015	1 3
5	" standard, 15 teeth ... ..	1	704052	7 0
5	" alternative, 17 teeth ... ..	1	704053	8 6
6	" locknut ... ..	1	700295	1 2
7	Screw for locknut ... ..	1	700204	2
8	Spring washer ... ..	1	700203	2
9	Sealing disc ... ..	1	700710	6
10	Oil filler plug ... ..	1	700255	1 3
11	Washer for plug ... ..	1	700281	2
12	Oil drain plug ... ..	1	700257	1 3
13	Washer for plug ... ..	1	700282	2
14	Layshaft bush ... ..	1	700234	1 9
15	Stud for end plate ... ..	3	700247	3
16	Dowel ... ..	2	700188	1 9
17	Selector pivot pin ... ..	1	704054	1 9
18	" quadrant ... ..	1	704055	1 0 0
19	" plunger ... ..	1	704056	1 6
20	Plunger spring, short ... ..	1	704057	3
21	" long ... ..	1	704058	4
22	Oil level plug ... ..	1	700257	4
23	Washer for plug ... ..	1	700283	2
24	Bearing sealing washer ... ..	1	700298	4
25	Mainshaft ... ..	1	700301	17 0
26	High gear pinion ... ..	1	704059	19 0
27	Pressure washer ... ..	1	700332	9
28	Mainshaft sliding pinion ... ..	1	700302	9 6
29	" fixed pinion ... ..	1	700303	6 9
30	Layshaft ... ..	1	700307	14 0
31	" fixed pinion ... ..	1	700304	6 9
32	" sliding pinion ... ..	1	700306	9 6
33	Sliding gear operator ... ..	1	700329	2 0
34	Ratchet pinion ... ..	1	700308	13 9
35	Push rod, headed ... ..	1	700250	9



**THE VILLIERS THREE-SPEED GEARBOX**

(See pages 18 and 20)

ALWAYS QUOTE THE FULL ENGINE AND FRAME NUMBERS WHEN ORDERING REPLACEMENT PARTS

THREE-SPEED GEARBOX — continued

Ill. No.	Description of Part	Qty.	Part No.	Price £ s. d.
36	Push rod, long	1	700262	8
37	" " short	1	700263	4
38	Steel washer	2	700265	2
39	Felt washer	1	700388	3
40	Kickstart shaft, bushed	1	700312	16 0
41	" pawl	1	700309	9
42	" " plunger	1	700310	4
43	Plunger spring	1	700738	2
44	Sealing ring	1	704060	6
45	Operating spindle	1	700335	12 0
46	Sealing ring	1	703156	6
47	Pressure washer	1	700220	3
48	Spindle circlip	1	700346	3
49	Foot change lever	1	700349	9 6
50	Rubber for lever	2	700320	1 6
51	Bolt for foot lever	2	700318	7
52	Nut for bolt	2	700319	3
53	Ratchet spring	1	700344	6
54	Operating pawl	1	704062	7 6
55	" " spring	1	700343	1 0
56	" " spindle plate	1	704063	2 6
57	" " distance piece	1	700337	4
58	" lever	1	700347	4 6
59	Operating spindle shim	as reqd.	700338	2
60	" " washer	1	700339	3
61	" lockwasher	1	700340	2
62	" nut	1	700341	3
63	Stop pin	1	700348	1 0
64	Plunger box	1	704064	2 6
65	" " nut	1	704064	1 0
66	End plate, bushed	1	704066	1 10 0
67	Mainshaft bush	1	700233	4 0
68	Adjuster bush	1	700330	6
69	" " locknut	1	700331	3
70	Bush kickstart shaft	1	704067	2 6
71	" operating spindle	1	700232	3 0
72	Kickstart stop piece	1	700333	6
73	Screw for stop piece	1	700334	4
74	Dipstick	1	700290	1 6
75	Washer for dipstick	1	700291	2
76	End plate nut	3	700286	3
77	" " screw	3	700251	4
78	Dust cover	1	700210	10 0
79	" " screw	3	700292	3
80	Washer for screw	3	700279	1
81	Adjuster locking plate	1	700284	3
82	Fixing screw	2	700285	1
83	Clutch adjusting screw	1	700261	1 6
84	" lever	1	700260	2 6
85	Return spring	1	700325	10
86	Cap for spring	1	700313	1 3
87	Kickstart lever	1	700314	10 0
88	" pedal	1	700315	4 6
89	Pedal pivot pin	1	000371	6
90	Ball for pivot pin	1	700317	2
91	Spring for ball	1	700948	3
92	Stud	1	700196	1
93	Washer	1	700197	1
	Nut	1		2

THE JAMES SPARES AND SERVICE DEPARTMENT

HOURS OF BUSINESS FOR CALLERS :

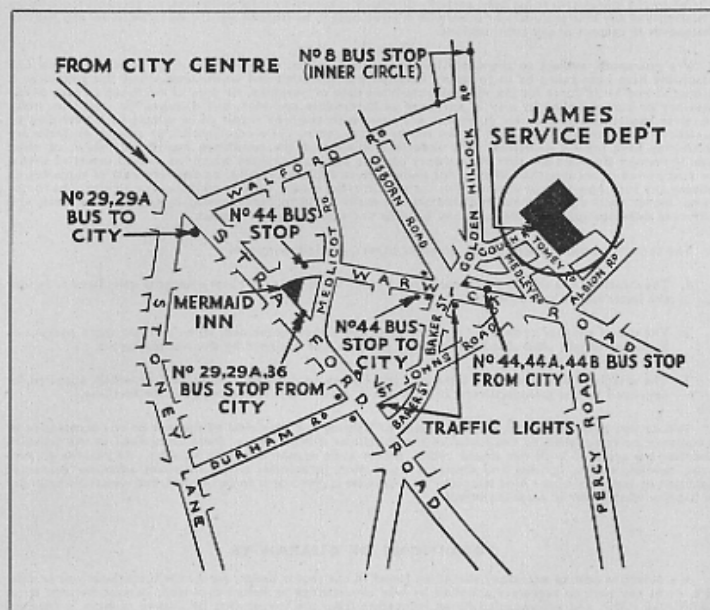
8.30 a.m. to 12.30 p.m. 1.30 p.m. to 5.30 p.m.

MONDAYS TUESDAYS WEDNESDAYS

THURSDAYS FRIDAYS

(Not Open on National Holidays)

— HOW TO GET THERE —



THE JAMES CYCLE COMPANY LIMITED

GOUGH ROAD  
BIRMINGHAM, 11

TELEPHONE : VICTORIA 2211

## THE JAMES GUARANTEE AND CONDITIONS OF SALE.

We give the following guarantee with our motor cycles, motor cycle combinations, and sidecars, including all accessories and component parts other than tyres, saddles, chains, and lighting and electrical equipment, and other than accessories and component parts supplied to the order of the Purchaser and differing from those comprised in the standard specifications supplied with our motor cycles, motor cycle combinations and sidecars, but including accessories and parts supplied by way of exchange as hereinafter provided. This guarantee is given in place of any implied conditions or warranties or any liabilities whatsoever statutory or otherwise; no guarantee except that hereinafter contained and no conditions or warranty whatsoever statutory or otherwise is given or is to be implied, nor are we to be under any liability whatsoever except under the guarantee hereinafter contained. Any statement, description, condition, or representation contained in any catalogue advertisement, leaflet or other publication shall not be construed as enlarging, varying or overriding anything herein contained. In the case of machines (d) which have been used for "hiring out" purposes or (b) any motor cycle and/or sidecar used for any dirt track, cinder track or grass track racing or competitions (or any competition of any kind within an enclosure for which a charge is made for admission to take part in or view the competition) or (c) machines from which the trade mark, name or manufacturing number has been altered or removed or (d) any machines in which parts have been used not supplied by or approved by the motor cycle manufacturer, or (e) any machine from which the silencing system as fitted by the manufacturer has been partially or wholly removed or interfered with, no guarantee, condition or warranty of any kind statutory or otherwise is given or is to be implied nor are we to be under any liability whatsoever in respect of any such machine.

We guarantee, subject to the conditions mentioned below, that all precautions which are usual and reasonable have been taken by us to secure excellence of materials and workmanship, but this guarantee is to extend and be in force for six months only from date of purchase, or date of exchange in case of any accessory or part supplied by way of exchange as hereinafter provided, and damages for which we make ourselves responsible under this guarantee are limited to the free repair of or supply of a new part or accessory in exchange for the part of the motor cycle, motor cycle combination or sidecar or accessory which may have proved defective. We undertake, subject to the conditions mentioned below, to make good in manner aforesaid any part or accessory covered by this guarantee which has proved defective within the said period of six months. We do not undertake to replace or refix, or bear the cost of replacing or refixing any such new part or accessory in the motor cycle, motor cycle combination or sidecar. As motor cycles, motor cycle combinations and sidecars are easily liable to derangement by neglect or misuse, this guarantee does not apply to defects caused by wear and tear, misuse or neglect.

The term "misuse" shall include, amongst others, the following acts:

1. The attaching of a sidecar to a motor cycle in such a manner as to cause damage or calculated to render the latter unsafe when ridden.
2. The use of a motor cycle or of a motor cycle and sidecar combined, when carrying more persons or a greater weight than that for which the machine was designed by the manufacturers.
3. The attaching of a sidecar to a motor cycle by any form of attachment not provided, supplied, or approved by the manufacturers, or to a motor cycle which is not designed for such use.

We do not guarantee tyres, saddles, chains or lighting and electrical equipment or any accessories or component parts supplied to the order of the Purchaser differing from those comprised in the standard specifications supplied with our motor cycles, motor cycle combinations or sidecars. As regards all such tyres, saddles, chains, lighting and electrical equipment, accessories and component parts, no guarantee condition or warranty of any kind statutory or otherwise is given or is to be implied, and we are to be under no liability whatsoever in respect thereof.

### CONDITIONS OF GUARANTEE.

If a defective part or accessory should be found in our motor cycles, motor cycle combinations or sidecars, or in any part or accessory supplied by way of exchange as before provided, it must be sent to us CARRIAGE PAID, and accompanied by an intimation from the owner that he desires to have it repaired or exchanged free of charge under our guarantee and he must also furnish us at the same time with the number of the machine, the date of the purchase or the date when the alleged defective part or accessory was exchanged as the case may be.

Failing compliance with the above, such articles will lie here at THE RISK OF THE OWNER, and this guarantee and any implied guarantee, warranty or condition shall not be enforceable.

### REPAIRS.

Any motor cycle, motor cycle combination or sidecar sent to us to be plated, enamelled or repaired will be repaired upon the following conditions, i.e., we guarantee that all precautions which are usual and reasonable have been taken by us to secure excellence of materials and workmanship, such guarantee to extend and be in force for three months only from time such work shall have been executed, and this guarantee is in lieu and in exclusion of all conditions and warranties statutory or otherwise and all liabilities whatsoever and the damages recoverable are limited to the cost of any further work which may be necessary to amend and make good the work found to be defective.

## NOTES

NOTES