

12 cc
2 cc
15 cc

SPARE PARTS LIST

FOR 1954

+ 5%
+ 30% Villard
+ 20% James

JAMES

122 cc MODEL J5 CADET

98 cc MODEL J11 COMET

JAMES MOTOR CYCLES LTD.
ESTD 1911

MANUFACTURERS:

THE JAMES CYCLE CO., LTD.
GOUGH ROAD
BIRMINGHAM, 11 :: ENGLAND

PRICE 2/6

THE JAMES SPARES AND SERVICE DEPARTMENT

HOURS OF BUSINESS FOR CALLERS:

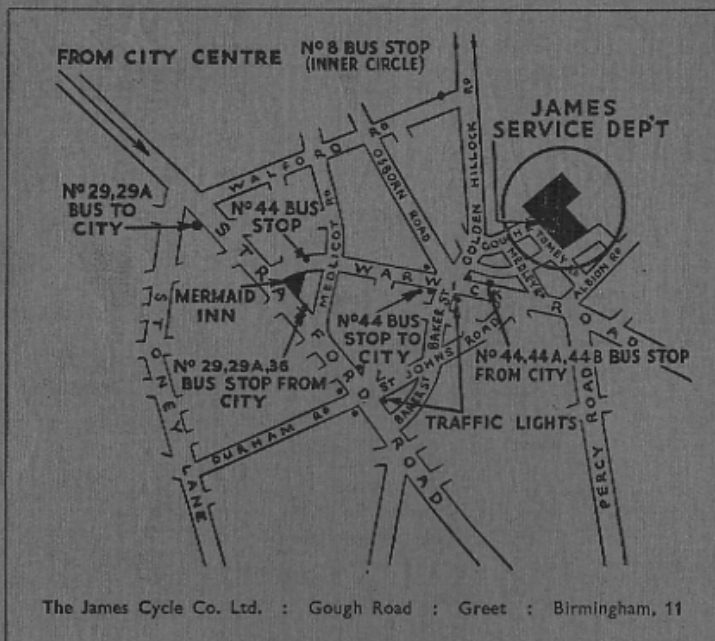
8.30 a.m. to 12.30 p.m. 1.30 p.m. to 5.30 p.m.

MONDAYS TUESDAYS WEDNESDAYS

THURSDAYS FRIDAYS

(Not Open on National Holidays)

— HOW TO GET THERE —



IMPORTANT

Dealers or private owners of James machines calling at the factory are requested to make an appointment by letter or telephone. This will avoid unnecessary waiting and ensure prompt attention to your enquiries.


The James Cycle Co. Ltd.
Tel. VICToria 2211 (5 lines)

SPARE PARTS LIST


FOR 1954

JAMES

LIGHTWEIGHT MOTORCYCLES



MODEL J5 122 cc CADET



MODEL J11 98 cc COMET

Manufacturers:

THE JAMES CYCLE COMPANY, LIMITED
GOUGH ROAD, BIRMINGHAM, 11, ENGLAND

Grams: "BICYCLES BIRMINGHAM"

Phone: VICToria 2211 (5 lines)

Nearest Railway Station: Birmingham, Small Heath, B.R. Western Region

REF. J5-11/54 5M

PRICE: TWO SHILLINGS & SIXPENCE

CONTENTS

	J5 Cadet	J11 Comet
Additional equipment	11	11
Brakes	8, 9	8, 9
Carburetter	18, 19	29, 30
Chains	11, 14, 16	11, 22, 23
Chainguard	10	10
Clutch	14, 15	26, 27
Contact breaker	17	22, 24
Controls	6, 7	6, 7
Engine	14, 15, 16	22, 23, 24
Estimates	13	13
Exchange service	31	31
Exhaust system	11	11
Flywheel magneto	16, 17	24, 25
Footrests	4, 5	4, 5
Forks	6, 7	6, 7
Frame	4, 5	4, 5
Fuel tank	11	11
Gearbox	19, 20, 21	26, 27, 28
Handlebars	7	7
Hubs	8, 9	8, 9
Lighting equipment	12, 13	12, 13
Miscellaneous	11	11
Mudguards	10	10
Number plates	10	10
Ordering Procedure	3	3
Rear suspension	4, 5	4, 5
Saddle	4, 5	4, 5
Silencer	11	11
Speedometer	6, 7	—
Spokes	8	8
Stand	4, 5	4, 5
Steering stem	6, 7	6, 7
Tools	10, 11	10, 11
Toolbox	10	10
Wheels	8	8

Spares and Repairs

For the convenience of owners, James Spares Stockists are appointed for most districts and customers are recommended to always apply to their nearest stockist. A list of stockists can be obtained on application (please enclose stamped and addressed envelope for reply).

When ordering spare parts always quote the full part number and description, as well as the engine and frame number of the machine. Most parts are clearly illustrated in this list, but if in any doubt owners are advised to produce the original part as pattern, and to quote their full engine and frame numbers to enable identification.

Instructions regarding repairs should be clear and definite, otherwise the cost may be greater than expected. We shall be pleased to give estimates for repairs if parts are sent to us for that purpose. If the estimate is accepted, no charge will be made for the preliminary examination, but should the owner decide not to have the work carried out, a nominal charge may be made to cover the cost of whatever work may have been done to prepare the estimate. Parts sent to us as patterns or for repairs, should have attached to them a label with the sender's full name and address. Instructions regarding such parts should be sent separately.

Customers wishing to retain old parts which are replaced during overhaul or repair, should state so before work commences, as normally such parts are scrapped upon removal.

If it is necessary to bring a machine, or parts, to the works for an urgent repair, it is essential that an appointment be made beforehand. This can be done by letter or telephone, and will avoid disappointment.

Orders should always be sent in list form and not as part of a letter.

When writing on a technical matter always quote your engine and frame numbers. A space is provided below for easy reference.

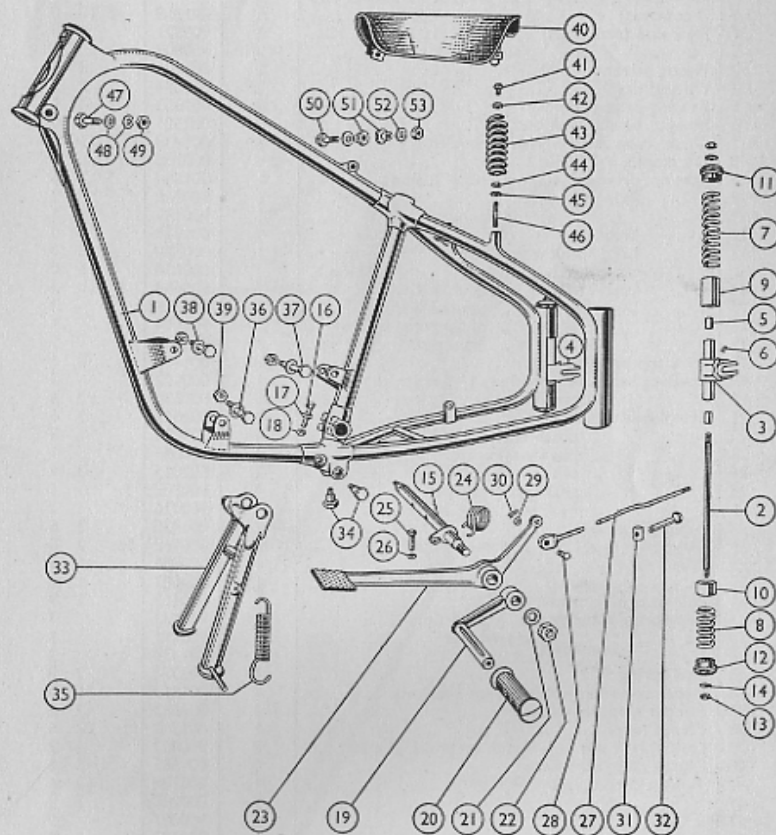
MODEL No.	
ENGINE NUMBER	FRAME NUMBER

NOTE: We reserve the right to alter any of the prices quoted in this list, without notice.

**FRAME, REAR SUSPENSION, FOOTREST, STAND, MAIN BOLTS,
REAR BRAKE PEDAL, SADDLE**

Jlx. No.	Model	Description of Part	Qty.	Part No.	Price each £ s. d.
1	5	Frame less attachments	1	002214	11 0 0
1	11	"	1	002215	11 0 0
2	Both	Rear susp. guide rod	2	001630	3 0
3	"	L.H. fork end (with bushes)	1	001642	1 5 0
4	"	R.H. " " "	1	001643	1 5 0
5	"	bushes	4	001635	4 6
6	"	greaser $\frac{1}{4}$ " B.S.F.	2	000106	3
7	"	main spring	2	001636	3 0
8	"	recoil spring	2	001877	2 6
9	"	cover — main spring	2	001701	1 0
10	"	cover — recoil spring	2	001939	1 0
11	"	top cap	2	001628	3 6
12	"	bottom cap	2	001629	3 9
13	"	hex. nut $\frac{3}{8}$ " x 26 t.p.i.	4	900132	3
14	"	plain washer $\frac{3}{8}$ " dia.	4	900011	1
15	5	Footrest support bar and brake stop	1	002443	9 0
15	11	"	1	002444	9 0
16	Both	cotter bolts $\frac{1}{8}$ " B.S.F. x $1\frac{1}{4}$ "	2	900330	3
17	"	plain washer $\frac{1}{8}$ " dia.	4	900044	1
18	"	hex. nut	2	900103	3
19	"	hanger	2	002223	6 0
20	"	rubber	2	002026	1 6
21	"	plain washer $\frac{7}{16}$ " dia.	2	900033	1
22	"	hex. nut $\frac{1}{2}$ " x 26 t.p.i.	2	900034	3
23	"	Rear brake pedal	1	002053	12 6
24	"	return spring	1	002442	10
25	"	adjuster bolt $\frac{1}{4}$ " x 26 t.p.i.	1	900223	2
26	"	locknut $\frac{1}{4}$ " x 26 t.p.i.	1	900023	2
27	"	rod	1	002418	2 6
28	"	pivot pin (jaw end)	1	000796	6
29	"	washer $\frac{1}{2}$ " dia.	1	900008	1
30	"	split pin $\frac{3}{16}$ "	1	900121	1
31	"	roller	1	000392	6
32	"	adjuster	1	000394	2 6
33	"	Centre stand	1	002226	9 6
34	"	pivot bolt	2	002516	1 7
35	"	return spring	1	002242	9
36	5	Engine bolt $\frac{1}{2}$ " x 26 x 3"	2	900332	10
37	"	$\frac{1}{2}$ " x 26 x 3 $\frac{15}{16}$ " rear	1	900040	10
37	11	$\frac{1}{2}$ " x 26 x 1 $\frac{15}{16}$ " front	1	900069	8
38	Both	$\frac{1}{2}$ " x 26 x 2 $\frac{15}{16}$ " rear	2	900068	9
38	Both	plain washer	3	900011	1
39	"	shakeproof washer	3	900002	1
39	"	hex. nut	3	900017	3
40	"	Saddle complete	1	001895	2 0 0
40	"	frame only	1	SD1478	17 6
40	"	cover only	1	SD1477	19 6
41	"	round head screw	2	900010	1
42	"	hex. nut	2	900016	1
43	"	spring $5\frac{1}{2}$ " long	2	001967	Pair 6 0
44	"	hex. nut	2	900000	2
45	"	plain washer	2	900095	1
46	"	stud $\frac{3}{8}$ " x 26 t.p.i.	2	900163	7
47	"	Tank bolt — front $\frac{3}{8}$ " x 26 t.p.i.	1	900041	4
48	"	Plain washer $\frac{1}{8}$ " dia.	4	900009	1
49	"	Hex. nut $\frac{3}{8}$ " x 26 t.p.i.	1	900000	2
50	"	Tank/saddle bolt $\frac{3}{8}$ " x 26 x 2"	1	900290	4
51	"	Pivot bush — saddle	2	001060	9
52	"	Plain washer $\frac{1}{4}$ " x 18 s.w.g.	2	900170	3
53	"	Hex nut $\frac{1}{8}$ " x 26 t.p.i.	1	900000	2

**J5/J11 MODELS
FRAME, REAR SUSPENSION, FOOTREST, STAND, MAIN BOLTS,
REAR BRAKE PEDAL, SADDLE**



Always quote your full engine and frame number as well as part number when ordering replacement parts

IT PAYS TO FIT GENUINE "JAMES" COMPONENTS

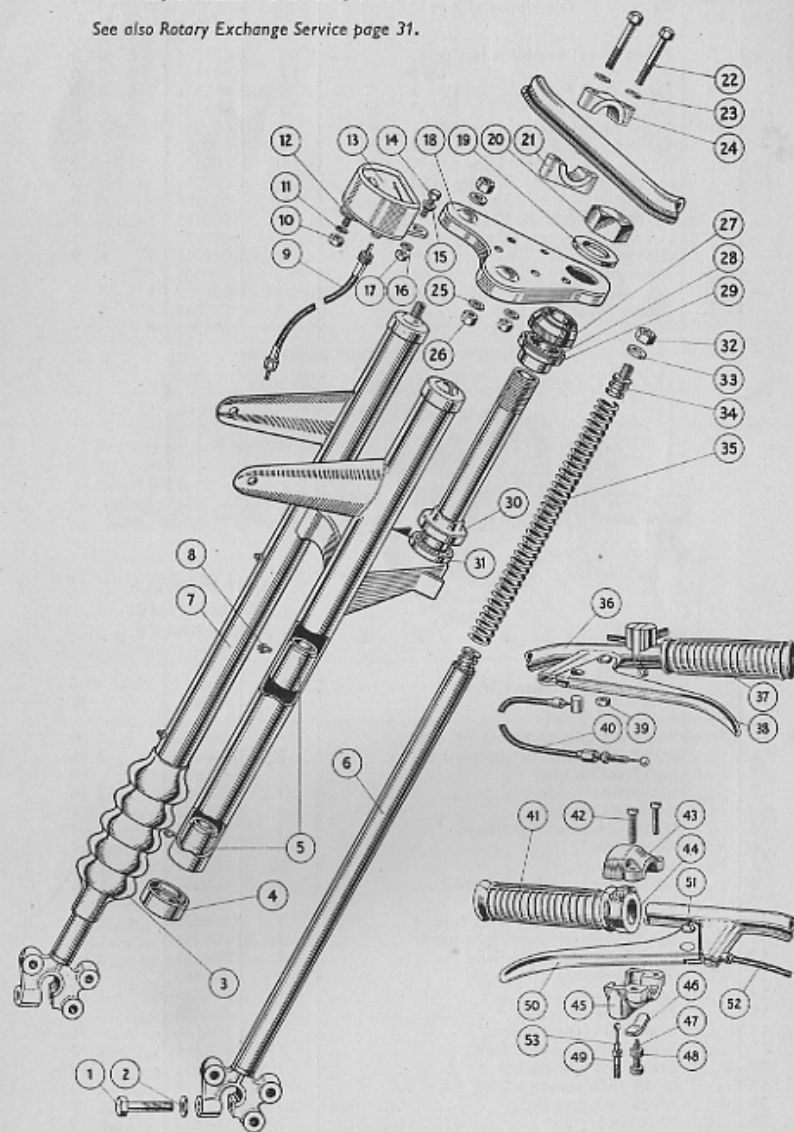
FORKS, STEERING STEM, HANDLEBAR CONTROLS, SPEEDO
J5/J11 MODELS

Ill. No.	Description of Part	Qty.	Part No.	Price each £ s. d.
	Fork assembly complete (without handlebar and controls)	1	001358	8 10 0
1	Fork end pinch bolt, $\frac{1}{8}$ " B.S.F.	2	900322	1 0
2	" " " plain washer	2	900009	1 1
3	Plastic gaiter	2	001683	3 0
4	Oil seal unit	2	001684	2 6
5	Bearing bush (Tufnol)	4	001363	4 6
6	Inner tube and fork end	2	002501	1 5 0
7	Outer tube and steering stem unit	1	001438	2 15 0
8	Oil nipple, $\frac{1}{8}$ " BSF	4	000202	3
9	Speedo. drive cable complete, 4' 8" long	1	001884	1 2 6
10	" fixing nut	1	900130	2 2
11	" " spring washer	1	900142	1
12	" bracket	1	001929	3 0
13	head Smiths non trip ... 55 m.p.h.	1	000588	2 15 0
	" " " " " " " 90 k.p.h.		000630	2 15 0
14	" bracket fixing pin, $\frac{1}{4}$ " x 26 t.p.i.	1	900054	3
15	" " " special washer	1	900126	2
16	" " " shakeproof washer	1	900004	1
17	" " " hex. nut	1	900027	1
18	Fork top pressing	1	001432	8 6
19	Steering stem plain washer, 1" dia. (thick)	1	000122	3
20	" domed nut	1	001530	2 6
21	Handlebar clip, base	2	002015	3 6
22	" " pinch bolt, $\frac{1}{8}$ " x 26 t.p.i.	4	900094	8
23	" " plain washer	4	900044	1
24	" " cap	2	002015	3 6
25	" " shakeproof washer	4	900003	1
26	" " hex. nut, $\frac{1}{8}$ " x 26 t.p.i.	4	900026	2
27	Adjusting race	1	001435	3 6
28	Ball bearings $\frac{3}{8}$ " dia. Top and bottom	42	000162	Set 2 0
29	Frame race, top	1	000086	1 9
30	" " bottom	1	000087	1 9
31	Ball race, fork crown	1	000160	1 9
32	Top spring adaptor nut, $\frac{3}{8}$ " x 26 t.p.i.	2	900132	3
33	" " plain washer	2	900011	1
34	" " bolt	2	001434	2
35	Coil spring	2	001370	2 6
36	Handlebar with welded pivot brackets	1	001853	1 15 0
37	Rubber grip, left-hand	1	002643	2 3
38	Clutch lever	1	001311	7 6
39	Lever pivot pin nut, clutch or brake $\frac{1}{4}$ " x 26 t.p.i.	2	900023	2
40	Clutch cable complete	1	001585	5 6
—	Twistgrip complete	1	000780	12 6
41	" rubber	1	000280	2 3
42	" clamp pin 1 BA	2	900087	1
43	" upper clip	1	000283	3 0
44	" handle	1	000282	3 0
45	" lower clip	1	000284	3 0
46	" friction spring	1	000286	6
47	" adjusting pin 1 BA	1	900089	2
48	" " locknut	1	900086	1
50	Front brake lever	1	001312	7 6
51	Lever pivot pin, left- or right-hand, $\frac{1}{4}$ " x 26 t.p.i.	2	900135	2
52	Front brake cable complete	1	001922	5 6
53	Throttle cable slotted socket	1	000285	3

† J5 only (Optional extra on J11)

J5/J11 MODELS
FORKS, STEERING STEM, HANDLEBAR CONTROLS, SPEEDO

See also Rotary Exchange Service page 31.

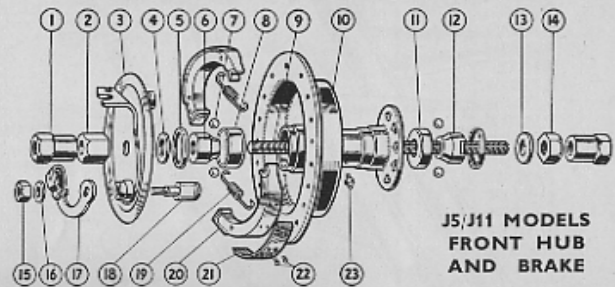


IT PAYS TO FIT GENUINE "JAMES" COMPONENTS

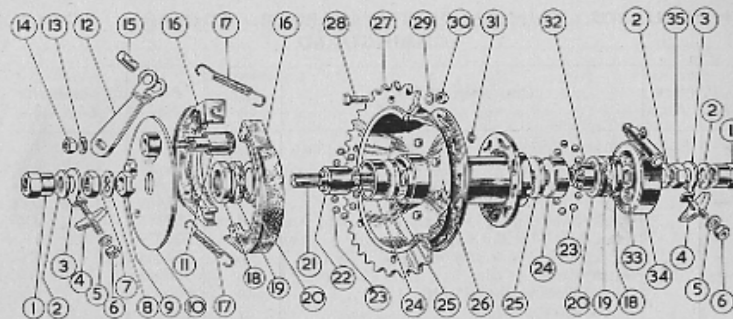
WHEELS, SPOKES, TYRES

Ill. No.	Model No.	Description of Part	Qty.	Part No.	Price each £ s. d.
—	5	Front wheel complete less tyre ...	1	001384	5 0 0
—	11	" " " " " " " " " " " " " "	1	002447	5 0 0
—	5	Rear wheel complete less tyre ...	1	002450	6 0 0
—	11	" " " " " " " " " " " " " "	1	002451	6 0 0
—	Both	Front or rear wheel rim WMO-19 ...	2	000247	13 0
—	"	Spokes, front R.H. 12 s.w.g. x 8 $\frac{1}{2}$ " long ...	18	000257	2
—	"	" " " " L.H. 12 s.w.g. x 7 $\frac{1}{2}$ " long ...	18	000256	2
—	"	" " rear R.H. 10 s.w.g. x 8 $\frac{1}{2}$ " long ...	18	000251	2
—	"	" " " " L.H. 10 s.w.g. x 7 $\frac{1}{2}$ " long ...	18	002507	2
—	"	Spoke nipples front 12 s.w.g. x .225" dia. ...	36	000266	1
—	"	" " rear 10 s.w.g. x .225 dia. ...	36	000255	1
—	"	Rim tape ...	2	002265	1 9
—	5	Inner tube 19 x 2.75 ...	2	000565	*
—	11	" " 19 x 2.25 ...	2	001703	*
—	5	Outer cover 19 x 2.75 ...	2	000564	*
—	11	" " 19 x 2.25 ...	2	001702	*

* Manufacturers current prices



Ill. No.	Description of Part	Qty.	Part No.	Price each £ s. d.
—	Front hub and brake complete (4" dia.) ...	1	001383	3 10 0
1	" spindle nut, left- or right-hand ...	2	900060	2 6
2	" backplate locknut ...	1	900053	9
3	" backplate ...	1	001385	12 6
4	" backplate washer ...	1	900013	1
5	" dustcap, left- or right-hand ...	2	000353	4
6	" fixed cone ...	1	000358	2 3
7	" ball bearings, $\frac{1}{2}$ " ...	20	000371	Set 1 0
8	" bearing cup, deep left-hand ...	1	000351	1 6
9	" hub spindle ...	1	000626	3 6
10	" hub shell and drum with cups ...	1	000687	1 2 6
11	" bearing cup, shallow right-hand ...	1	000352	1 6
12	" adjusting cone, right-hand ...	1	000359	2 6
13	" tab lockwasher ...	1	000360	1
14	" cone locknut ...	1	900035	3
15	" brake cam lever nut ...	1	000365	2
16	" brake cam lever washer ...	1	900166	1
17	" brake cam lever and link ...	1	000366	1 3
18	" brake cam and washer ...	1	000692	4 0
19	" brake shoe return spring ...	2	000369	2
20	" brake shoe and liner ...	2	000690	Pair 10 0
21	" brake liner ...	2	000370	" 2 6
22	" brake liner rivet ...	6	900146	Set 6
—	" grease nipple ...	1	000106	3



Ill. No.	Description of Part	Qty.	Part No.	Price each £ s. d.
—	Rear hub complete (5" dia) less sprocket and Speedo box ...	1	002452	4 0 0
1	" Spindle nut L.H. or R.H. ...	2	900174	2 6
2	" Plain washer ...	3	900030	1
3	" Chain adjuster ...	2	002163	7
4	" " cap ...	2	002531	3
5	" " $\frac{1}{4}$ " washer ...	2	900162	1
6	" " nut ...	2	900027	1
7	" Cone locknut ...	1	900316	3
8	" lock washer ...	1	000310	1
9	" adjuster ...	1	002431	1 0
10	" Brake backplate ...	1	002436	12 6
11	" cam ...	1	001088	4 0
12	" lever ...	1	000387	2 0
13	" washer $\frac{3}{8}$ " dia. ...	1	900166	1
14	" hex. nut $\frac{3}{8}$ " x 26 t.p.i. ...	1	900000	2
15	" roller ...	1	000392	1 0
16	" Brake shoe and liner ...	2	002282	Pair 12 6
—	" liner only ...	2	000314	Pair 3 0
17	" liner rivets ...	12	900146	Set 6
18	" return spring ...	2	000320	5
19	" Enclosure cup ...	2	000942	6
20	" Felt washer ...	2	000941	2
21	" Plain washer ...	2	000940	2
22	" Spindle ...	1	002433	6 0
23	" Adjusting cone ...	1	002428	4 0
24	" $\frac{1}{2}$ " ball bearings (10 each side) ...	20	000311	2 0
25	" Bearing cup ...	2	000303	2 0
26	" Seating washer ...	2	000304	10
27	" Hub shell and brake drum ...	1	002456	2 0 0
28	" Rear sprocket 44T model J5 ...	1	001397	12 6
29	" " 48T model J11 ...	1	002425	12 6
30	" Hex. bolt $\frac{1}{2}$ " x 26 t.p.i. ...	6	900054	4
31	" Shakeproof washer $\frac{1}{2}$ " dia. ...	6	900004	1
32	" Hex. nut $\frac{1}{2}$ " x 26 t.p.i. ...	6	900027	1
33	" Greaser $\frac{1}{2}$ " B.S.F. ...	1	000106	3
34	" Fixed cone ...	1	000306	2 6
35	" Speedo drive shim washer ...	1	900170	3
36	" Speedo drive gearbox complete ...	1	001400	2 2 6
37	" Speedo box locknut ...	1	900317	6

† J5 only (Optional extra on J11)

MUDGUARDS, NUMBER PLATES, CARRIER, TOOLBOX, TOOLS, CHAINGUARD

Ill. No.	Model No.	Description of Part	Qty.	Part No.	Price each £ s. d.
---	Both	Front mudguard with number plate brackets ...	1	002221	17 6
---	---	Front mudguard front stay ...	1	002468	6 0
---	---	" " rear stay ...	1	002469	6 0
---	---	Mush head bolt $\frac{1}{2}$ " x 26 t.p.i. x $\frac{3}{4}$ " long ...	4	900315	3
---	---	Hex. bolt $\frac{1}{2}$ " x 26 t.p.i. ...	4	900027	1
---	---	" " fork stay fixing $\frac{1}{2}$ " x 26 t.p.i. ...	6	900046	4
---	---	Plain washer $\frac{1}{2}$ " dia. ...	6	900008	1
---	---	Shakeproof washer $\frac{1}{2}$ " dia. ...	4	900004	1
---	---	Front number plate ...	1	000431	1 6
---	---	Round head screw $\frac{1}{8}$ " x 26 t.p.i. ...	2	900010	1
---	---	Hex. nut $\frac{1}{8}$ " x 26 t.p.i. ...	2	900016	1
---	---	Shakeproof washer $\frac{1}{8}$ " dia. ...	2	900006	1
---	---	Rear mudguard ...	1	002222	1 2 6
---	---	" " stay tube, left hand ...	1	002404	6 0
---	---	" " " right hand ...	1	002405	6 0
---	---	Rear number plate ...	1	002342	10 0
---	---	Hex. bolt $\frac{1}{8}$ " x 26 t.p.i. ...	2	900133	4
---	---	Plain washer ...	2	900009	1
---	---	Mush head screw $\frac{1}{2}$ " x 26 t.p.i. ...	5	900315	3
---	---	Hex. nut $\frac{1}{2}$ " x 26 ...	4	900027	1
---	---	Plain washer $\frac{1}{2}$ " dia. ...	7	900008	1
---	---	Shakeproof washer $\frac{1}{2}$ " dia. ...	4	900004	1
---	---	Hex. bolt $\frac{1}{2}$ " x 26 x 1" long ...	2	900025	3
---	---	Plain washer $\frac{1}{2}$ " dia., large ...	2	900045	2
---	---	Toolbox with dry battery holder ...	1	002497	14 0
---	---	" " lid thumbscrew ...	1	000641	1 6
---	---	Battery clip only ...	1	002482	2 0
---	---	Insulation strip ...	1	002484	6
---	---	Rivet $\frac{3}{16}$ " x $\frac{3}{16}$ " long ...	4	900323	6
---	---	Cable plug ...	1	002489	3
---	---	Contact plate ...	1	002483	3
---	---	Hex. bolt $\frac{1}{2}$ " x 26 t.p.i. x $\frac{3}{4}$ " long ...	2	900054	3
---	---	" nut $\frac{1}{2}$ " x 26 t.p.i. ...	2	900027	1
---	---	Plain washer $\frac{1}{2}$ " dia. ...	4	900008	1
---	---	Plug spanner ...	1	000437	3 0
---	---	Magneto point spanner ...	1	000438	7
---	---	Screwdriver ...	1	000551	1 0
---	---	Exhaust pipe spanner ...	1	002503	3 0
---	---	.525/.601 Double-ended spanner ...	1	000546	3 0
---	---	.338/.448 " " ...	1	000545	3 0
---	---	Hub cone spanner ...	1	002536	1 0
---	---	Tyre lever ...	2	000544	1 6
---	---	Pliers ...	1	002537	4 0
---	---	Spanner .720/.820 hex. ...	1	001996	1 6
---	---	Tyre pump and connector ...	1	000595	6 6
---	5	Chainguard ...	1	002406	12 6
---	11	" " " " " " " " " " "	1	002407	12 6

IT PAYS TO FIT GENUINE "JAMES" COMPONENTS

FUEL TANK, SILENCER, MISCELLANEOUS

Ill. No.	Model No.	Description of Part	Qty.	Part No.	Price each £ s. d.
---	Both	Petrol tank ...	1	002420	4 5 0
---	5	" pipe, plastic ...	1	002182	1 6
---	11	" " " " " " " " " " "	1	002181	1 6
---	Both	" " ferrule ...	2	002063	4
---	---	" " tap ...	1	001999	5 6
---	---	" " fibre washer ...	1	900144	1
---	---	Tank top strip, chromed ...	1	002417	7 6
---	---	Self-tapping screw ...	4	900153	1
---	---	Tank filler cap and oil measure ...	1	002384	6 0
---	---	Filler cap fibre washer ...	1	900161	3
---	---	Tank badge ...	2	002393	1 6
---	---	" seating washer ...	2	002588	6
---	---	" backing disc ...	2	002657	6
---	---	" attachment screw ...	4	900325	1
---	5	Exhaust pipe ...	1	002250	1 10 0
---	11	" " " " " " " " " " "	1	002402	1 10 0
---	Both	Silencer complete ...	1	002401	2 0 0
---	---	" body ...	1	002449	15 0
---	---	" chamber and tail ...	1	000849	1 0 0
---	---	" glass wool filling ...	1	000643	1 6
---	---	" self-tapping screw ...	4	900155	1
---	---	" clip ...	1	000475	2 0
---	---	" hex. bolt $\frac{1}{2}$ " x 26 t.p.i. ...	1	900075	2
---	---	" nut $\frac{1}{2}$ " x 26 t.p.i. ...	1	900027	2
---	---	" plain washer $\frac{1}{2}$ " dia. ...	1	900008	1
---	---	" shakeproof washer $\frac{1}{2}$ " dia. ...	1	900004	1
---	---	Cable rubber strap ...	8	002010	2
---	---	" spring clip ...	1	000426	2
---	---	Spark plug Lodge H14 ...	1	---	*
---	---	" cover and suppressor ...	1	---	*
---	5	Rear chain 116 links $\frac{1}{2}$ " x .335 x .205 ...	1	001915	*
---	11	" 119 " $\frac{1}{2}$ " x .305 x .192 ...	1	002505	*
---	Both	Instruction book J5 and J11 models ...	1	---	2 6
---	---	Licence holder ...	1	001966	1 6

* Manufacturers current prices

ADDITIONAL EQUIPMENT

---	All	Crashbar and legshields ...	1	001173	1 16 0
---	---	Rear carrier ...	1	002545	15 0
---	---	Pannier frames and fittings, L.H. ...	1	002756	1 1 0
---	---	" " " " " R.H. ...	1	002759	1 1 0
---	---	Pannier bags ...	2	---	Pair 2 5 0*
---	---	Windscreen ...	1	001411	1 2 6
---	---	A.C. Electric horn (flywheel generator operated including all fittings) ...	1	002697	17 6
---	---	D.C. Electric horn (dry battery operated) ...	1	---	1 7 0
---	---	Stop light switch and fittings ...	1	---	1 0 0
---	---	Lapel badge ...	1	---	1 6
57	---	Rivet extractor ...	1	000552	5 6
---	---	Hammer tight spanner for magneto ...	1	703124	3 6

* Purchase tax is payable on pannier bags, viz. 16/2 pair.

LIGHTING EQUIPMENT

PRICES AVAILABLE UPON APPLICATION TO SERVICE DEPT.

MODEL J5 HEADLAMP — TYPE "M" DIRECT LIGHTING SET

Description of Part	Qty.	Part No.	Price Each £ s. d.
Headlamp, less switch and harness	1	701562	
Sealed beam unit	1	701566	
Chromed rim	1	701564	
Spring clips, rim	6	701565	
Bulb adaptor	1	701568	
Switch complete	1	701548	
" handle	1	701559	
" screw	1	701560	
" spring clip	1	701519	
" rubber ring	1	701520	
Headlamp fixing bolt, chromed	2	701531	
" washer, chromed	2	701532	
Cable harness complete	1	701676	
Dipswitch	1	701549	
Switch panel screws	4	701571	
" rubber seal	1	701572	
Main bulb, 6 volt 30/30W.	1	701634	
Pilot bulb, 3.5 volt .15 amp.	1	701635	

MODEL J11 HEADLAMP — TYPE "B" DIRECT LIGHTING SET

Description of Part	Qty.	Part No.	Price Each £ s. d.
Headlamp complete	1	701540	
Chromed rim	1	701541	
Spring clips, rim	4	701542	
Sealing washer	1	701543	
Glass	1	701544	
Main bulb holder	1	701545	
Pilot bulb holder	1	701546	
Reflector	1	701547	
Switch complete	1	701548	
" handle	1	701559	
" screw	1	701560	
" spring clip	1	701519	
Headlamp adaptor bolt	2	002522	
" fixing bolt $\frac{1}{8}$ " x 26 t.p.i.	2	900133	
" washer	2	900009	
Rim catch	1	701553	
" spring	1	701554	
Battery contact plate	1	701557	
Dipswitch	1	701549	
Cable harness complete	1	701558	
Main bulb, 6 volt 24/24W.	1	701642	
Pilot bulb, 3.5 volt .15 amp.	1	701635	

LIGHTING EQUIPMENT — continued

MODELS J5 AND J11 TAIL LIGHT

Description of Part	Qty.	Part No.	Price Each £ s. d.
Tail lamp complete	1	002674	
" rubber moulding	1	701679	
" back plate	1	701680	
" bulb holder	1	701681	
" lead assembly	1	701682	
" backplate fixing screw	3	701683	
" shakeproof washer	3	701684	
" hex nut	3	701685	
" red plastic lens	1	701686	
" lens fixing screws	2	701687	
" rubber washers	2	701688	
" white plastic window	1	701689	
" bulb, 6 volt 3W.	1	701636	

JAMES

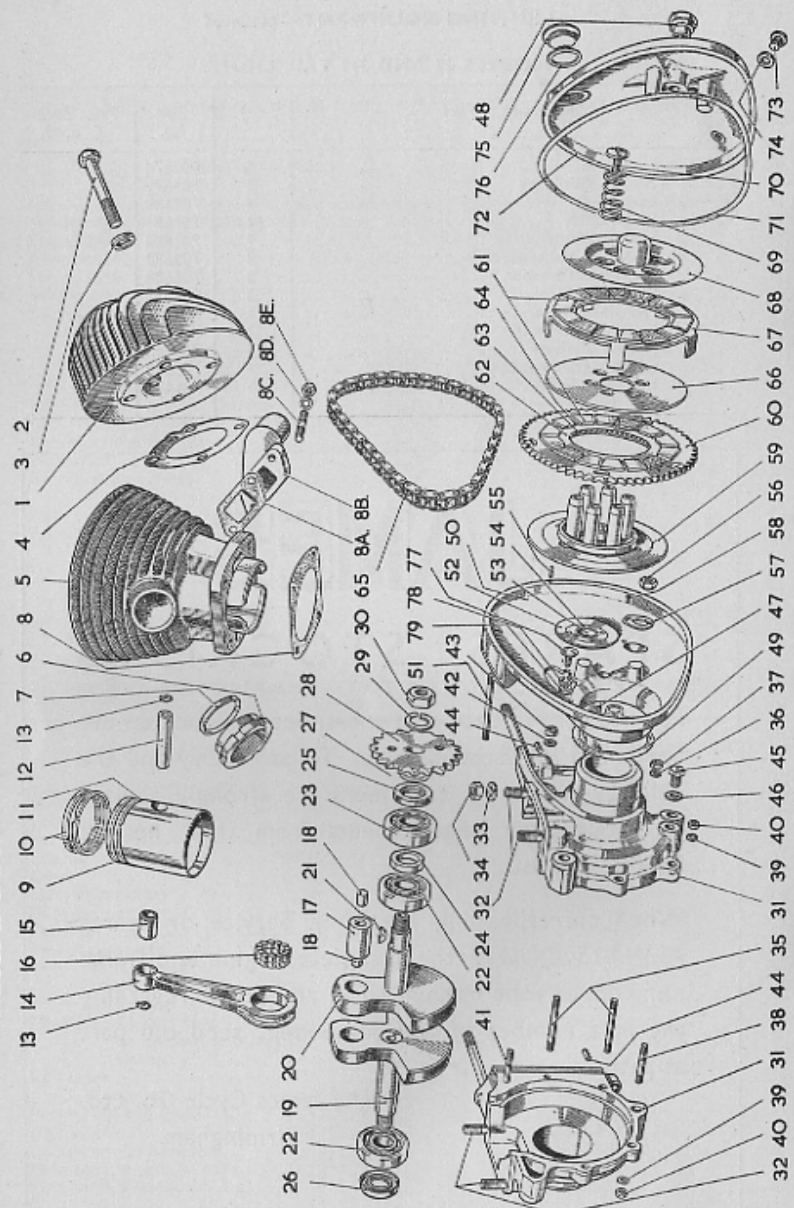
SPARES STOCKISTS

For the convenience of owners, Spares Stockists are appointed for most districts. To save delay and the delivery surcharge, customers are strongly advised to obtain their requirements from their nearest Spares Stockists.

When corresponding regarding Service or Spares ALWAYS QUOTE the complete engine and frame numbers of your machine. If in any doubt regarding the part number of any component send old part as pattern.

The James Cycle Co. Ltd.
Birmingham

MODEL J5 CADET—ENGINE AND CLUTCH. MARK 13D VILLIERS 122 cc UNIT.



MODEL J5 CADET
ENGINE AND CLUTCH—VILLIERS Mk. 13D

Ill. No.	Description of Part	Qty.	Part No.	Price each £ s. d.
1	Cylinder head (no decompressor)	1	700165	1 7 6
2	" bolt	4	700166	10
3	Washer	4	700167	1
4	Gasket for cylinder head	1	700159	5
5	Cylinder	1	700160	3 5 0
6	Nut for exhaust pipe	1	700064	3 0
7	Washer	1	700065	4
8	Gasket for cylinder base	1	700163	3
9	Piston, standard	1	700178	1 2 0
—	" .015" oversize	1	700179	1 2 0
—	" .030" oversize	1	700180	1 2 0
10	" ring, standard	2	700181	1 9
—	" .015" oversize	2	700633	1 9
—	" .030" oversize	2	700634	1 9
11	Expander ring	1	700182	1 0
12	Gudgeon pin	1	700217	2 6
13	Circlip	2	700289	3
14	Connecting rod, bushed, .001" oversize	1	704028	1 0 0
15	Small end bush	1	700216	2 0
16	Rollers for crankpin, steel	12	700645	Set 3 3
—	" bronze	6	700646	Set 2 0
17	Crankpin, .001" oversize	1	704029	5 0
18	" plug	2	700186	3
19	Crankshaft, right-hand	1	704030	1 4 0
20	" left-hand	1	704031	1 4 0
21	Key for engine sprocket	1	700370	3
22	Ball bearing	2	700213	"
23	"	1	700213	"
24	Distance piece for bearings	1	704033	1 0
25	Oil seal, crankshaft drive end	1	704040	3 3
26	" magneto end	1	700214	2 3
27	Shim for engine sprocket	as reqd.	700220	2
28	Engine sprocket	1	704034	6 6
29	Spring washer	1	700671	1
30	Nut	1	700670	6
31	Crankcase, right- and left-hand halves, less fittings	1	704035	} 3 10 0
32	Stud in crankcase for cylinder	4	700243	
33	Spring washer	4	70091/A	1
34	Nut	4	700091	2
35	Stud (fitted) securing crankcase halves	2	700374	6
36	Washer	2	700611	1
37	Nut	2	700680	2
38	Stud (fitted) securing crankcase halves, short	2	700606	6
39	Washer	2	700678	1
40	Nut	2	700680	2
41	Stud securing crankcase halves	1	704043	3
42	Washer	1	700678	1
43	Nut	1	700200	2
44	Dowel in crankcase locating gearbox	2	700030	3
45	Crankcase drain plug	1	700257	3
46	Washer	1	700651	1
47	Stud for chaincase	1	700239	7
48	Nut	1	704044	9
49	Gasket	1	704045	1
50	Chaincase, inner, with gland plate	1	704046	1 10 0
51	Stud in chaincase for gearbox	1	700199	3
52	Gland plate	1	700175	9

MODEL J5 CADET—ENGINE AND CLUTCH—continued

III. No.	Description of Part	Qty.	Part No.	Price each £ s. d.
53	Felt washer	1	700288	4
54	Rivets for gland plate	4	700287	Set 3
55	Dowel for outer chaincase	1	700294	2
56	Cone nut for inner chaincase	1	700202	5
57	Lockwasher	1	700201	3
58	Screw	1	700204	2
59	Clutch centre assembly	1	700221	1 10 0
60	Clutch sprocket assembly, comprising items 61-65 inclusive	1	700222	1 2 6
61	Cork for clutch sprocket and corked plate	30	700226	set 2 6
62	Ball retaining plate	2	700223	1 3
63	Ball	50	000162	Set 1 6
64	Rivet	15	700224	Set 4
65	Primary chain (Renold 110038)	1	700229	(64 pitches) *
66	Centre plate	1	700227	5 0
67	Corked plate	1	700228	6 6
68	Front plate assembly	1	700230	8 0
69	Spring	6	700258	4
70	Screw	6	700259	7
71	Gasket	1	700173	1 0
72	Chaincase, outer	1	704047	17 6
73	" oil level screw	1	704068	3
74	Washer	1	700283	1
75	Oil filler plug	1	704048	1 3
76	Washer	1	704049	2
77	Breather valve for chaincase	1	700215	1 0
78	Spring washer	1	—	1
79	Nut	1	900027	2
8B	Inlet manifold, bent	1	700168	10 0
8A	Joint washer	1	700169	2
8C	Stud for manifold	2	700245	3
8E	Nut for stud	2	700199	2
8D	Washer for stud	2	—	1

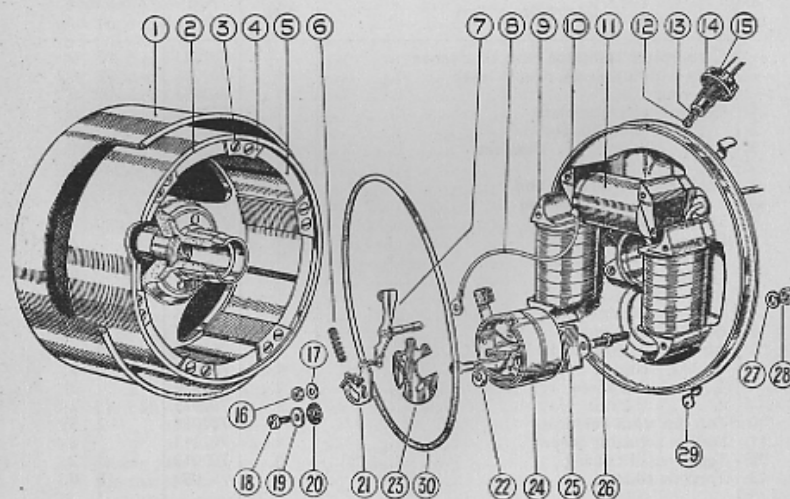
* Manufacturers current price

MODEL J5 CADET—FLYWHEEL MAGNETO—CONTACT BREAKER

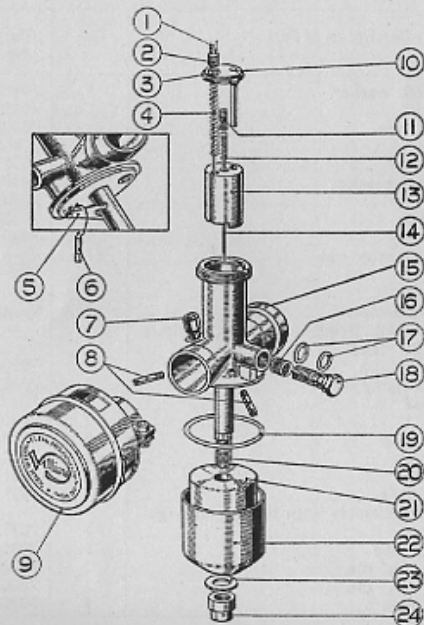
III. No.	Description of Part	Qty.	Part No.	Price each £ s. d.
1	Flywheel cover	1	703065	7 6
2	" assembly	1	704061	6 2 6
3	Screw, pole shoe	12	703073	4
4	Top plate, pole shoe, iron	5	703072	3
4	" " " brass	1	703071	4
5	Magnet	6	703070	9 0
6	Rocker arm spring	1	703033	2
7	Rocker arm	1	703059	4 0
8	Low tension lead	1	703044	6
9	Lighting coils with cheeks	1 pr.	703163	1 6 0
10	H.T. coil end, left-hand	1	703018	2 9
10	" " right-hand	1	703019	2 9
11	H.T. coil	1	703015	1 5 0
12	" terminal pad	1	703013	2
13	H.T. terminal spring	1	703012	1

MODEL J5 CADET—FLYWHEEL MAGNETO—continued

III. No.	Description of Part	Qty.	Part No.	Price each £ s. d.
14	H.T. terminal felt washer	1	703010	2
15	H.T. terminal	1	703010	1 0
—	H.T. terminal cover	1	703086	7
16	Screw, L.T. lead	1	703026	2
17	Brass washer	1	703027	1
18	Lockscrew, point bracket	1	703025	2
19	Brass washer	1	703024	1
20	Insulating washer	1	703023	1
21	Point bracket	1	703022	2 3
22	Point bracket adjuster cam	1	—	6
23	Insulating pad	1	—	4
24	Condenser box	1	—	4 6
—	" assembly	1	—	18 6
—	Condenser box unit, fixing studs, nuts, washers, oil pad and L.T. lead	1	—	10 0
25	Condenser	1	703006	4 9
26	" box fixing stud	2	703029	3
27	Washer for stud	2	703030	1
28	Nut for stud	2	703031	2
29	Flywheel cover clip	3	703066	4
—	Cotter for clip	3	703067	1
30	Cover joint ring	1	703157	9
—	" badge washer	1	703158	3
—	Armature plate assembly with lighting and ignition coils	1	703159	5 10 0
—	Armature vent tube	1	703160	6
—	Coil and screw, $\frac{1}{8}$ " dia.	2	703064	3
—	" " " $\frac{1}{8}$ " dia.	2	703074	3
—	H.T. lead complete	1	703061	4 0



**MODEL J5 CADET
VILLIERS CARBURETTER. TYPE 3/4**



Ill. No.	Description of Part	Qty.	Part No.	Price each £ s. d.
—	Carburetter complete with air cleaner	—	702055	3 10 0
—	Body with fuel bush, needle lever	1	702056	12 6
—	Top ring	1	702057	1 6
1	Control cable complete	1	001648	4 6
2	" " adjuster	1	702088	8
3	" " locknut	1	702089	1
—	" " sleeve	1	702090	3
—	Cable nipple, throttle end	1	702091	1
—	" " control end	1	702092	1
4	Throttle return spring	1	702064	3
5	Fuel needle lever	1	702079	3
6	Fuel needle	1	702021	10
7	Tickler	1	702074	9
—	" " spring	1	702075	2
—	" " split pin	1	702076	1
8	Compensating tube	2	702077	6
9	Air filter with strangler	1	702070	10 0
—	" " clip	1	702071	9
—	" " " screw	1	702072	3
—	" " " nut	1	702025	2
10	Top disc with guide peg	1	702058	2 3
11	Needle adjusting screw	1	702013	6
12	Taper needle spring	1	702018	2
13	Throttle slide	1	702089	5 0

MODEL J5 CADET — CARBURETTER — continued

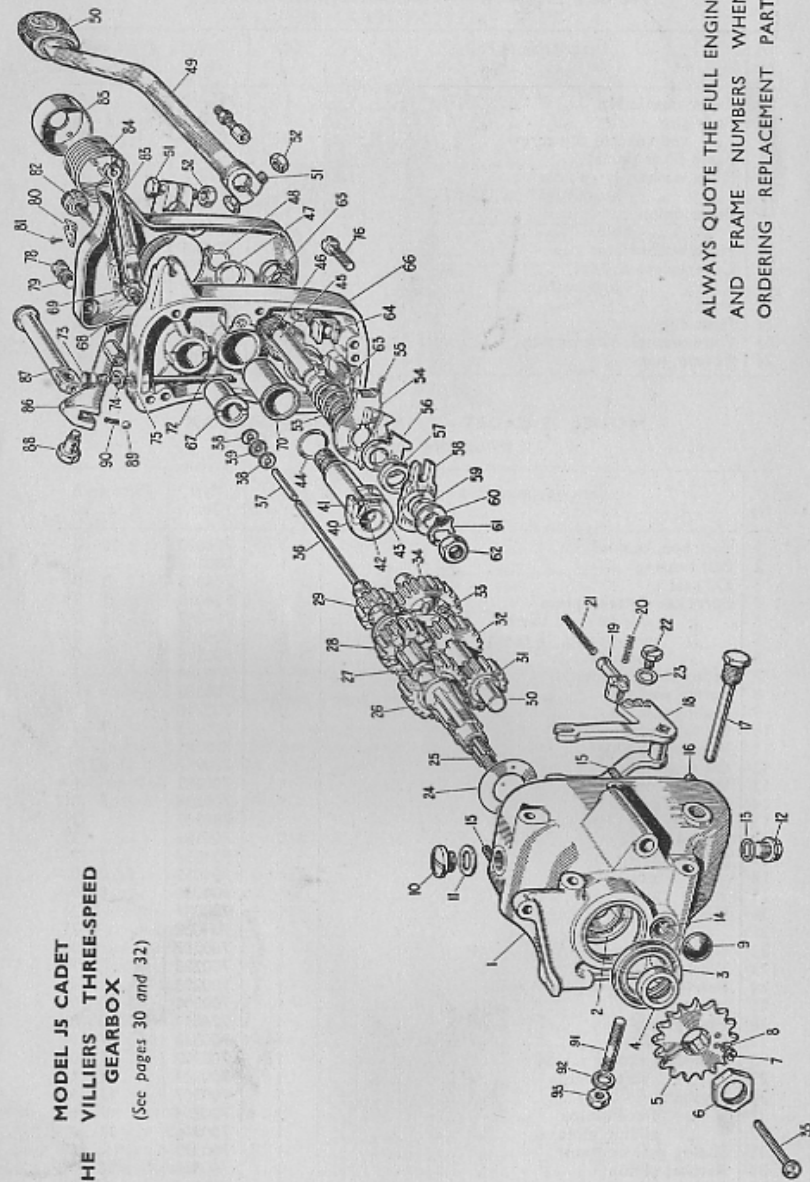
Ill. No.	Description of Part	Qty.	Part No.	Price each £ s. d.
14	Taper needle No. 3	1	702060	9
15	Body clip	1	702062	2 3
—	" and control clip screw	3	702010	8
16	Banjo filter gauze	1	702019	8
17	Fibre washer, large hole	1	702017	1
17	" " small hole	1	702069	1
—	Banjo union	1	702020	2 0
18	" " bolt	1	702016	1 3
19	Fibre washer float cup	1	702001	2
20	Centrepiece and jet	1	702084	5 0
—	" " fibre washer	1	702030	1
21	Float	1	702003	3 6
22	Float cup	1	702004	2 6
23	Fibre washer, bottom nut	1	702006	1
24	Bottom nut	1	702005	1 3

**MODEL J5 CADET — THREE-SPEED GEARBOX
(Illustration on page 20)**

Ill. No.	Description of Part	Qty.	Part No.	Price each £ s. d.
1	Gearbox, bushed	1	704050	2 10 0
2	Ball bearing	1	000162	*
3	Oil seal	1	704003	3 0
4	Sprocket distance piece	1	704015	1 3
5	" " standard, 15 teeth	1	704052	6 0
5	" " alternative, 17 teeth	1	704053	6 0
6	" " locknut	1	700295	1 0
7	Screw for locknut	1	700204	2
8	Spring washer	1	700203	1
9	Sealing disc	1	700710	3
10	Oil filler plug	1	700255	1 3
11	Washer for plug	1	700281	1
12	Oil drain plug	1	700257	1 3
13	Washer for plug	1	700282	1
14	Layshaft bush	1	700234	5 0
15	Stud for end plate	3	700247	3
16	Dowel	2	700188	3
17	Selector pivot pin	1	704054	2 0
18	" " quadrant	1	704055	1 0 0
19	" " plunger	1	704056	5 0
20	Plunger spring, short	1	704057	2
21	" " long	1	704058	2
22	Oil level plug	1	700257	3
23	Washer for plug	1	700283	1
24	Bearing sealing washer	1	700298	4
25	Mainshaft	1	700301	1 0 0
26	High gear pinion	1	704059	1 0 0
27	Pressure washer	1	700332	9
28	Mainshaft sliding pinion	1	700302	11 0
29	" " fixed pinion	1	700303	7 6
30	Layshaft	1	700307	17 6
31	" " fixed pinion	1	700304	7 6
32	" " sliding pinion	1	700306	11 0
33	Sliding gear operator	1	700329	2 6
34	Ratchet pinion	1	700308	18 6
35	Push rod, headed	1	700250	9

**MODEL J5 CADET
THE VILLIERS THREE-SPEED
GEARBOX**

(See pages 30 and 32)

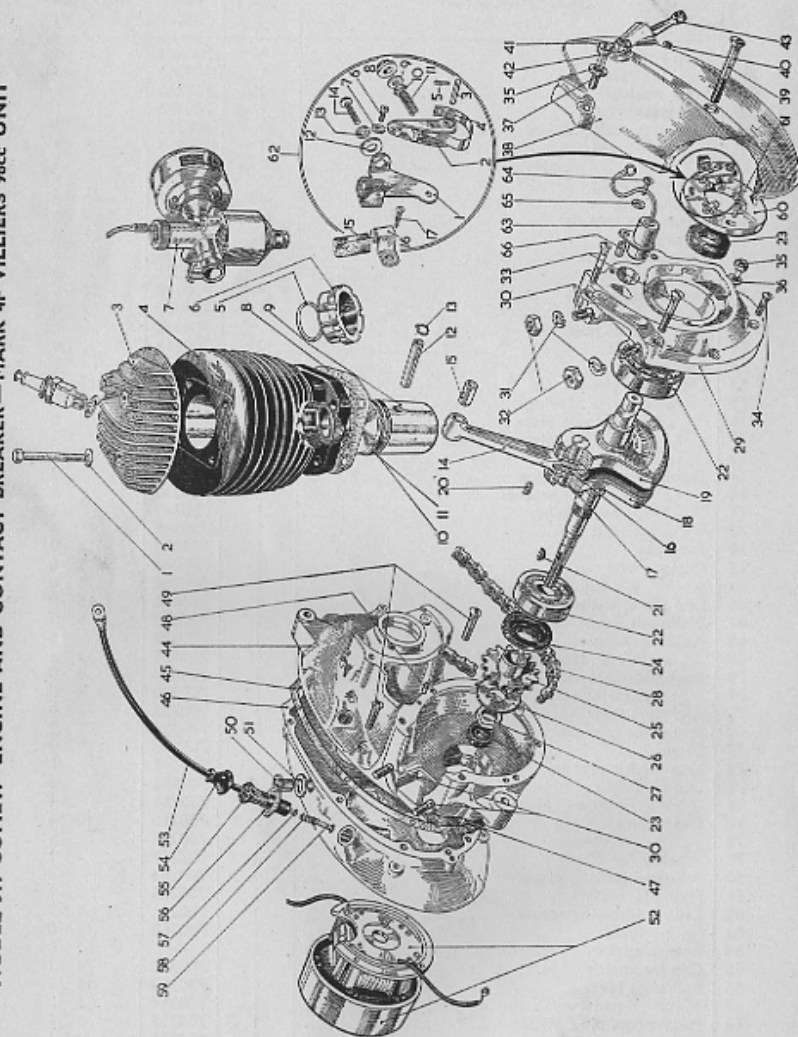


ALWAYS QUOTE THE FULL ENGINE
AND FRAME NUMBERS WHEN
ORDERING REPLACEMENT PARTS

MODEL J5 CADET — THREE-SPEED GEARBOX — continued

III. No.	Description of Part	Qty.	Part No.	Price each £ s. d.
36	Push rod, long	1	700262	8
37	" " short	1	700263	5
38	Steel washer	2	700265	1
39	Felt washer	1	700388	1
40	Kickstart shaft, bushed	1	700312	1 4 0
41	" pawl	1	700309	1 9
42	" plunger	1	700310	4
43	Plunger spring	1	700738	1
44	Sealing ring	1	704060	8
45	Operating spindle	1	700335	14 0
46	Sealing ring	1	703156	8
47	Pressure washer	1	700220	3
48	Spindle circlip	1	700346	2
49	Foot change lever	1	700349	10 0
50	Rubber for lever	1	700320	1 6
51	Bolt for foot lever	2	700318	8
52	Nut for bolt	2	700319	4
53	Ratchet spring	1	700344	6
54	Operating pawl	1	704062	12 0
55	" " spring	1	700343	1 0
56	" " spindle plate	1	704063	2 0
57	" " distance piece	1	700337	5
58	" " lever	1	700347	9 0
59	Operating spindle shim	as reqd.	700338	2
60	" " washer	1	700339	1
61	" " lockwasher	1	700340	2
62	" " nut	1	700341	4
63	Stop pin	1	700348	2 0
64	Plunger box	1	704064	3 6
65	" " nut	1	704064	1 0
66	End plate, bushed	1	704066	1 15 0
67	Mainshaft bush	1	700233	8 0
68	Adjuster bush	1	700330	8
69	" " locknut	1	700331	3
70	Bush kickstart shaft	1	704067	4 0
71	" " operating spindle	1	700232	4 0
72	Kickstart stop piece	1	700333	9
—	Screw for stop piece	1	700334	2
73	Dipstick	1	700290	1 9
74	Washer for dipstick	1	700291	1
75	End plate nut	3	700286	4
76	" " screw	3	700251	4
77	Dust cover	1	700210	10 6
78	" " screw	3	700292	3
79	Washer for screw	3	700279	1
80	Adjuster locking plate	1	700284	3
81	Fixing screw	2	700285	1
82	Clutch adjusting screw	1	700261	1 9
83	" " lever	1	700260	3 0
84	Return spring	1	—	1 0
85	Cap for spring	1	700325	1 3
86	Kickstart lever	1	700313	11 0
87	" " pedal	1	700314	5 0
88	Pedal pivot pin	1	700315	7
89	Ball for pivot pin	1	000371	1
90	Spring for ball	1	700317	1
91	Stud	1	700948	3
92	Washer	1	700196	1
93	Nut	1	700197	2

MODEL J11 COMET. ENGINE AND CONTACT BREAKER — MARK 4F VILLIERS 98cc UNIT



MODEL J11. COMET — ENGINE AND CONTACT BREAKER

Ill. No.	Description of Part	Qty.	Part No.	Price each £ s. d.
1	Cylinder head bolt	4		9
2	Washer	4		1
3	Cylinder head	1		17 6
4	Gasket	1		5
4	Cylinder	1	700000	2 12 6
5	Exhaust nut washer	1	700065	4
6	"	1	700064	3 0
7	Carburettor complete with control and filter (See separate drawing for components)			2 15 0
8	Cylinder base gasket	1	700001	2 0
9	Piston complete with bushes (standard size)	1	700004	1 2 0
—	Piston as above, .015" oversize	1	700004A	1 2 0
—	" " .030"	1	700004B	1 2 0
10	" ring, standard size	2	700005	1 9
—	" " .015" oversize	2	700005A	1 9
—	" " .030"	2	700005B	1 9
11	Expander ring	1		1 0
12	Gudgeon pin	1	700015	2 3
13	Circlip	2	700016	3
14	Connecting rod, .001" oversize (bushed)	1	700012	16 0
15	Small end bush	1	700014	2 0
16	Rollers for crankpin	28	700011	set 4 6
17	Crankpin, .001" oversize	1	700010	3 6
18	Crankshaft — R.H.	1	704001	1 10 0
19	" — L.H.	1	704002	17 6
20	Engine sprocket key	1	700027	6
21	Flywheel key	1		3
22	Crankshaft ball bearing	2	700297	"
23	Oil seal	2	700214	2 3
24	Gaco oil seal	1	704003	3 0
25	Engine sprocket	1	700026	6 6
26	Lockwasher	1	700028	4
27	Nut	1	700295	1 0
28	Primary chain, 56 pitches, pre-stretched	1	700048	"
29	Crankcase door	1	704004	1 0 0
—	" gasket	1	704005	2
30	Studs for cylinder base	4	700376	3
31	Spring washer	4	700052	1
32	Nut	4	900026	2
33	Screw for crankcase door	2	700019	4
34	"	4	700020	3
35	Crankcase drain plug and clutchbridge bolt	2	700633	6
36	Washer, drain screw	1	700291	1
37	" plain	1		1
38	Cover, L.H. side	1	704006	15 0
39	Screw for cover	1	703133	5
40	"	1	700032	3
41	Clutch lever adjusting screw	1	700036	6
42	Locknut	1	700037	4
43	Clutch lever	1	700260	3 0
44	Gearcase	1	704008	2 5 0
45	Clutchcase gasket	1	700040	2
46	Clutchcase	1	704009	2 5 0
47	Dowels in gearcase and clutchcase	4		3
48	Dowel in gearcase for crankcase door	1	704010	2
49	Screw securing clutchcase to gearcase	2	700019	4
50	Oil filler plug	1	700754	10

* Manufacturers' current price

MODEL J11. COMET — ENGINE AND CONTACT BREAKER — *continued*

Ill. No.	Description of Part	Qty.	Part No.	Price each £ s. d.
51	Washer	1	700755	1
52	Flywheel assembly complete with leads ... (See separate drawing for components)			
53	High tension lead	1	703009	4 0
54	Rubber cover for terminal holder	1		6
55	High tension terminal holder	1	703125	1 3
56	Felt washer	1	703011	2
57	Brass terminal screw	1	703014	1
58	" " spring	1	703126	1
59	Terminal spring pad	1	703127	2
60	Adaptor for contact breaker	1	703128	5 6
61	Screw securing adaptor to crankcase door ...	3	703129	2
62	Gasket for adaptor	1	703130	1
62	Contact Breaker assembly and cam lubricator ... (See page 22 for components)			
63	Condenser	1	703131	5 0
64	Screw securing condenser to crankcase door ...	1	703028	2
65	Washer	1	703047	1
66	Distance piece	1	703132	1

CONTACT BREAKER AND CAM GREASER PARTS

(See item 62, Page 22)

1	Contact breaker point bracket	1	703135	2 0
2	Rocker arm assembly	1	703136	5 0
3	" pivot pin	1	703137	6
4	" " washer	1		1
5	Split pin	1	702027	1
6	Screw for point bracket	1	703025	2
7	Washer, brass	1	703024	1
8	Low tension terminal bush	1	703138	4
9	Washer	1	703047	1
10	Nut	1		2
11	Spring	1	703033	2
12	Insulating washer	1	703023	1
13	Washer	1	703047	1
14	Low tension terminal screw	1	703140	2
15	Felt greaser pad for contact breaker cam ...	1	703141	2
16	Clip for greaser pad	1	703142	2
17	Screws for clip	2		1

SPARES & SERVICE DEPARTMENT

Hours of Business for Callers :

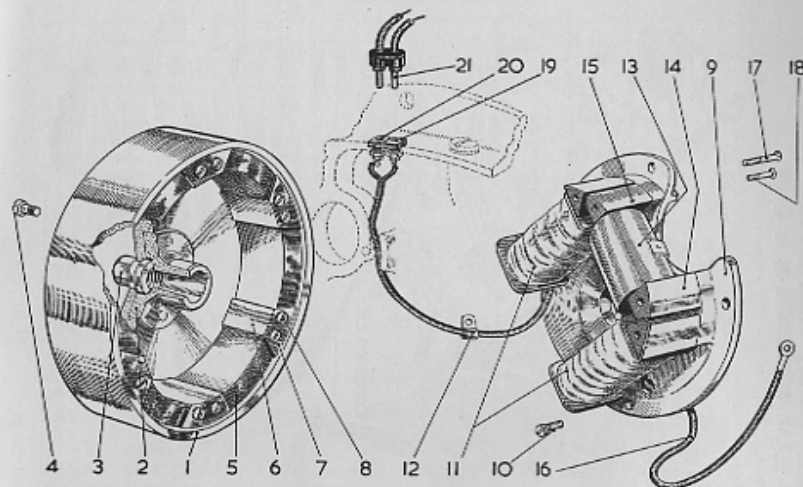
8-30 a.m. to 12-30 p.m. 1-30 p.m. to 5-30 p.m.

MONDAYS TUESDAYS WEDNESDAYS

THURSDAYS FRIDAYS

(Not Open on National Holidays)

MODEL J11 COMET

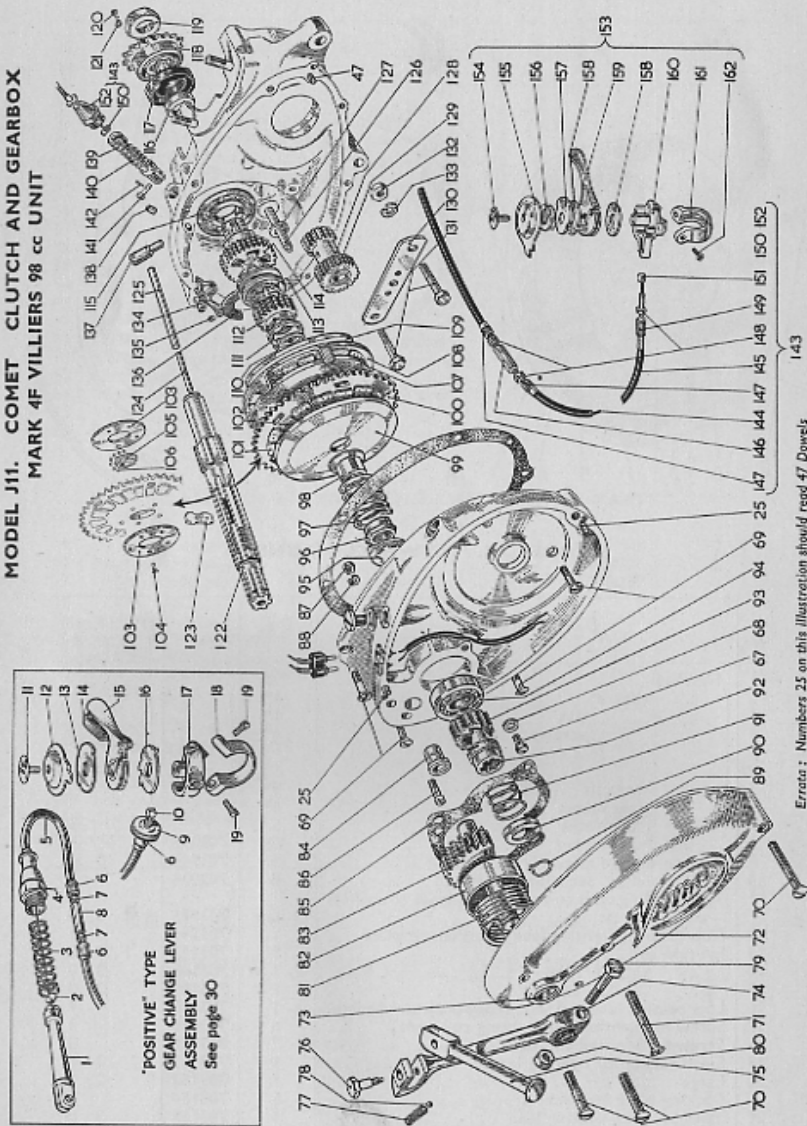


MODEL J11. FLYWHEEL MAGNETO

Ill. No.	Description of Part	Qty.	Part No.	Price Each £ s. d.
1	Flywheel	1*		
2	" centre	1*		
3	" " nut	1*		
4	" " screws	6*	703143	5 10 0
5	" magnets	6*		
6	" pole pieces	6*		
7	" " plates	6		3
8	" " screws	12	703036	3
9	Armature plate assembly	1	703144	5 0 0
10	" " securing screws	4	702024	3
11	Twin lighting coils complete with leads to sockets on engine casing	1 pair	703145	pr.1 5 0
12	Clip securing lighting lead to armature plate ...	1	703146	1
13	Ignition coil	1	703147	1 10 0
14	" " end, R.H.	1	703148	3 0
15	" " " L.H.	1	703149	3 0
16	Low tension lead and shoe (rubber covered cable)	1	703150	9
17	Screw for ignition and lighting coil ends ...	6	703035	3
18	Screw for ignition coil ends	2	703151	3
19	Small socket for lighting lead	1	703152	2 0
20	Large " " "	1	703153	2 0
21	Locking plate for sockets	1	703154	2
21	Twin plug for lighting lead	1	703155	3 0

* Not supplied separately

MODEL J11. COMET CLUTCH AND GEARBOX
MARK 4F VILLIERS 98 cc UNIT



MODEL J11. COMET—CLUTCH AND GEARBOX
Mk. 4F VILLIERS 98 cc UNIT

Ill. No.	Description of Part	Qty.	Part No.	Price each £ s. d.
67	Oil level plug	1	700257	3
68	Washer	1	700283	1
69	Screws securing clutchcase to gearcase ...	5	700046	3
70	Screws securing flywheel cover to clutchcase ...	3	700043	6
71	Screw securing flywheel cover to clutchcase ...	1	704007	4
72	Flywheel cover	1	703134	1 15 0
73	Bush for kickstarter shaft	1	700045	3 3
74	Kickstarter lever	1	700145	9 0
75	" Pedal	1	700729	5 0
76	" " Pivot Pin	1	700730	7
77	" " spring	1	700732	1
78	" " ball	1		1
79	Clamp bolt for kickstart lever	1	700318	8
80	Nut	1	700319	4
81	Kickstarter return spring	1	700144	1 0
82	" " cover	1	700143	1 3
83	" Shaft	1		17 6
84	Bush in clutchcase for kickstarter shaft ...	1		2 0
85	Gasket, kickstart cover	1	704011	1
86	Kickstarter stop pin	1	700041	3
87	Nut for stop pin	1	900026	2
88	Spring washer	1	700062	1
89	Circlip	1	700126	2
90	Spring retaining washer	1	700131	3
91	" " " "	1	700130	2
92	Kickstarter ratchet	1	700129	6 0
93	" pinion	1	700127	8 6
94	Ball bearing	1	700125	+
95	Splined lockwasher	1		3
96	Clutch spring retaining nut	1	700111	1 0
97	" " " "	1	700114	1 3
98	" " locating bush	1	700110	1 0
99	Outer clutch plate, R.H.	1	700122	6 0
100	Clutch sprocket with cork inserts	1	700109	13 6
101	Large clutch cork for clutch sprocket and corked plate	25	700116	Set 2 1
102	Small clutch cork for clutch sprocket only ...	5	700115	Set 5
103	Side plate for clutch sprocket ball bearing ...	2	700123	5
104	Rivets for plate	5	700133	Set 1
105	Ball race	1	700124	2 6
106	" " " "	33	700113	6
107	Centre clutch plate, dished	1	700107	5 6
108	Clutch plate, with cork inserts	1	700121	6 0
109	Outer Clutch plate, L.H.	1	700107	6 0
110	Circlip	1	700118	6
111	Splined washer, brass	1	700112	6
112	Low gear wheel	1	700108	13 0
113	Sliding dog clutch	1	704013	8 6
114	High gear wheel	1	700104	19 0
115	Ball bearing	1	700105	+
116	Distance piece	1	704015	2 0
117	Oil seal	1	704003	3 0
118	Driving sprocket	1	704016	7 0
119	Retaining nut	1	700295	1 0
120	Locking screw for retaining nut	1	700050	2
121	Spring washer	1		1
122	Clutch shaft	1	700119	1 1 0
123	" cotter	1	700134	2 0
124	" push rod, short	1	700132	6

MODEL J11. COMET — CLUTCH AND GEARBOX — continued
Mk. 4F VILLIERS 98 cc UNIT

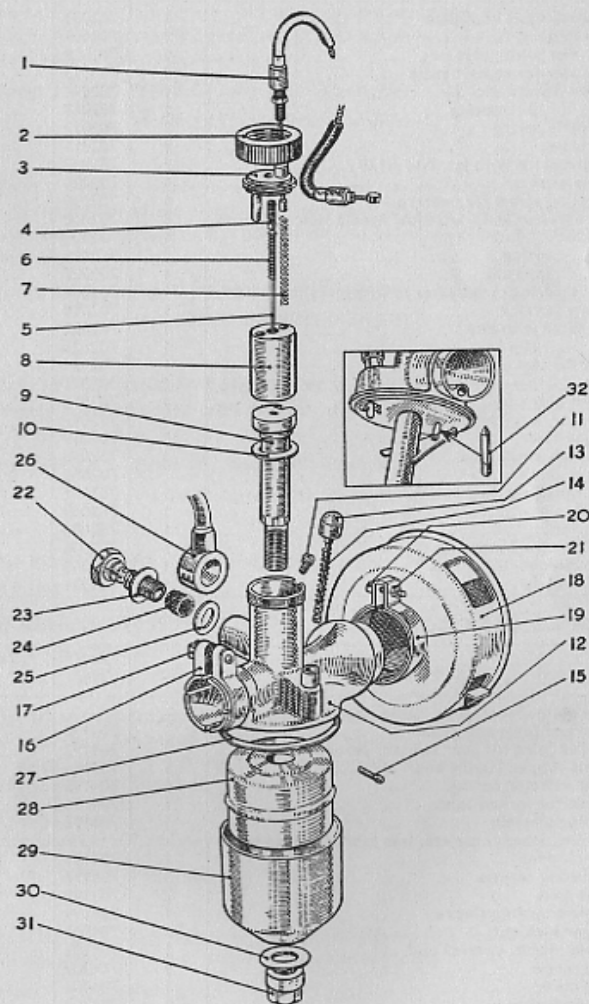
Ill. No.	Description of Part	Qty.	Part No.	Price each £ s. d.
125	Clutch push rod, long	1	700128	9
126	Countershaft spindle	1	700138	4 6
127	" washer	1	700137	9
128	" bushed	1	700135	17 6
129	" bush	2	700136	2 0
130	" bridge	1	700139	2 6
131	" bolt	2	700318	8
132	Nut	2	700319	4
133	Spring washer	2	700062	1
134	Gear selector lever	1	704017	5 0
135	Pivot pin, selector	1	700148	3
136	Gear operating plate	1	704018	3 0
137	Spindle for selector lever	1	700147	2 0
138	Stop pin for selector lever	1	700031	4
139	Forked joint for gear selector	1	704193	3 0
140	Gear selector spring	1	704195	3
141	Pin securing forked joint to lever	1	700150	5
142	Split pin for above	1	700151	1
143	Gear selector cable complete (comprising items 144 to 152 inclusive)	1	700153	8 0
144	Inner cable	1	700093	1 6
145	Outer cable with ferrules	1	700094	2 6
146	Cable adjusting sleeve	1	704199	9
147	" screw	2	704197	7
148	Locknut	3	704198	1
149	Cable adjuster at control lever	1	700157	8
150	" nipple at engine end	1	700155	3
151	" lever end	1	700156	3
152	Guide for forked joint	1	700154	1 6
153	Gear control lever assembly (comprising items 154 to 162 inclusive)	1	700096	10 0
154	Screw for gear control body	1	704202	8
155	Top cover plate	1	700097	6
156	Spring washer	1	702043	2
157	Friction plate	1	700098	6
158	Fibre washer	2	702040	1
159	Gear control lever...	1	700100	3 0
160	" body...	1	702038	3 6
161	" clip	1	704209	1 6
162	Screw for clip	2	704210	2

NEW TYPE HANDLEBAR GEAR CONTROL—See list of parts on page 30.
 Illustration on page 26.

FOR THE CONVENIENCE OF OWNERS
SPARES STOCKISTS

are appointed for most districts. To save delay, customers are recommended to apply always to their nearest Spares Stockist

VILLIERS JUNIOR CARBURETTOR TYPE 6/0
JAMES MODEL J11 98 cc. COMET—see list page 30



IT PAYS TO FIT GENUINE "JAMES" COMPONENTS

MODEL J11 COMET—CARBURETTER
VILLIERS JUNIOR TYPE 6/0

Ill. No.	Description of Part	Qty.	Part No.	Price Each £ s. d.
1	Control cable complete	1	702031	5 0
2	Top ring	1	702007	1 6
3	" disc with guide peg	1	702008	2 0
4	Adjuster for taper needle	1	702013	6
5	Taper needle, No. 2½	1	702014	1 0
6	" spring	1	702013	2
7	Throttle spring	1	702012	2
8	Throttle	1	702011	3 0
9	Centrepiece with jet, No. J.120	1	702047	5 0
10	Fibre washer	1	702030	1
11	Locating screw for centrepiece	1	702028	3
12	Carburetter body, with fuel needle lever and bush	1	702000	9 6
13	Tickler	1	702002	9
14	" spring	1	702012	2
15	" split pin	1	702027	1
16	Clip securing carburetter to stub on cylinder barrel	1	702009	2 3
17	Screw for clip	1	702019	8
18	Air filter with clip	1	702022	7 0
19	" clip	1	702023	9
20	Bolt for clip	1	702024	3
21	Nut	1	702025	2
22	Banjo union bolt	1	702016	1 3
23	Washer, large hole	1	702017	1
24	Gauze filter	1	702019	8
25	Washer, small hole	1	702018	1
26	Banjo union	1	702065	2 0
27	Joint washer, float cup	1	702001	2
28	Float	1	702003	3 6
29	" cup	1	702004	2 6
30	Washer for bottom nut	1	702006	1
31	Bottom nut	1	702005	1 3
32	Fuel needle	1	702021	10

NEW 98 c.c. GEAR CONTROL

(See illustration, page 26)

Ill. No.	Description of Part	Qty.	Part No.	Price Each £ s. d.
—	Complete lever and cable assembly without forked joint and guide	1	704190	1 0 6
1	Forked joint for gear selector lever	1	704193	3 0
2	Cable nipple, engine end	1	704194	3
3	Gear selector spring	1	704195	3
4	Guide for forked joint	1	704196	1 6
5	Cable complete	1	704192	8 0
—	Control lever complete, less cable (items 6 to 19 inclusive)	1	704191	12 6
6	Adjusting screws	3	704197	7
7	Lock nuts	2	704198	1
8	Cable adjusting sleeve	1	704199	9
9	Finger lock nut	1	704200	1 0
10	Cable nipple, control end	1	704201	3
11	Top screw	1	704202	8
12	" cover	1	704203	6
13	Friction plate	1	704204	6
14	Trigger with spring	1	704205	1 0
15	Control lever	1	704206	3 6
16	Ratchet plate	1	704207	6
17	Control body	1	704208	3 6
18	" clip	1	704209	1 6
19	" screw	2	704210	2

JAMES ROTARY EXCHANGE SERVICE

ENGINE : When a complete major overhaul becomes necessary, we will accept the old engine providing it is complete with magneto and carburetter to normal specification, and supply a fully reconditioned unit in part exchange. The reconditioned unit carries the same guarantee as a new engine.

Part exchange prices : Model J5 Cadet (Mk. 13D engine) **£20 16s. 0d.**
 Model J11 Comet (Mk. 4F engine) **£18 0s. 0d.**

CYLINDER : When a rebore is required, owners may exchange their old cylinder barrel for a reconditioned barrel complete with new piston and rings. Rebore prices are based on the assumption that the bore of the old barrel will clean up satisfactorily to the requisite limits.

Part exchange prices : Model J5 Cadet (Mk. 13D engine) **£2 5s. 6d.**
 Model J11 Comet (Mk. 4F engine) **£2 5s. 6d.**

CRANKSHAFT RECONDITIONING : When a big end replacement is necessary, we will supply a reconditioned crankshaft assembly in part exchange for the original assembly.

Part exchange prices : Model J5 Cadet (Mk. 13D engine) **£2 2s. 0d. + 30%**
 Model J11 Comet (Mk. 4F engine) **£2 2s. 0d. + 30%**

CLUTCH RECORKING : Our Service Department will fit a new clutch cork inserts at the following rates :

Recorking clutch sprocket or clutch plate **4s. 6d.**
 Recentering clutch sprocket **4s. 6d.**

FORKS : When replacement telescopic fork bearings are required, we will supply a reconditioned fork "H" with new bearings. The fork "H" assembly and steering stem only should be sent to the works. If the complete forks are sent in, an additional charge will be made for dismantling.

Model J5 or J11 :
 Reconditioned fork "H" and new bearings **£1 10s. 0d.**
 Complete replacement forks — part exchange **£5 5s. 0d.**

BRAKE LININGS : An exchange service for brake shoes with new liners is available. The old brake shoes and liners should be returned complete.

5" rear brake — part exchange **8s. 6d.**
 4" front brake — part exchange **5s. 0d.**

All prices subject to 5% increase to cover carriage and packing.
 Cases and crates extra.

JAMES GUARANTEE AND TERMS OF BUSINESS

Machines are delivered Carriage Paid to nearest Railway Station in Great Britain

We do not appoint agents for the sale on our behalf of our motor cycles or other goods, but we assign to motor cycle dealers areas in which we supply to such dealers exclusively for re-sale in such areas. No such Dealer is authorised to transact any business, give any warranty, make any representation or incur any liability on our behalf.

CONDITIONS OF SALE AND GUARANTEE

We give the following guarantee with our motor cycles, motor cycle combinations, and sidecars, including all accessories and component parts other than tyres, saddles, chains, and lighting and electrical equipment, and other than accessories and component parts supplied to the order of the Purchaser and differing from those comprised in the standard specifications supplied with our motor cycles, motor cycle combinations and sidecars, but including accessories and parts supplied by way of exchange as hereinafter provided. This guarantee is given in place of any implied conditions or warranties or any liabilities whatsoever statutory or otherwise: no guarantee except that hereinafter contained and no conditions or warranty whatsoever statutory or otherwise is given or is to be implied, nor are we to be under any liability whatsoever except under the guarantee hereinafter contained. Any statement, description, condition, or representation contained in any catalogue advertisement, leaflet or other publication shall not be construed as enlarging, varying or overriding anything herein contained. In the case of machines (a) which have been used for "hiring out" purposes or (b) any motor cycle and/or sidecar used for any dirt track, cinder track or grass track racing or competitions (or any competition of any kind within an enclosure for which a charge is made for admission to take part in or view the competition) or (c) machines from which the trade mark, name or manufacturing number has been altered or removed or (d) any machines in which parts have been used not supplied by or approved by the motor cycle manufacturer, or (e) any machine from which the silencing system as fitted by the manufacturer has been partially or wholly removed or interfered with, no guarantee, condition or warranty of any kind statutory or otherwise is given or is to be implied nor are we to be under any liability whatsoever in respect of any such machine.

We guarantee, subject to the conditions mentioned below, that all precautions which are usual and reasonable have been taken by us to secure excellence of materials and workmanship, but this guarantee is to extend and be in force for six months only from date of purchase, or date of exchange in case of any accessory or part supplied by way of exchange as hereinafter provided, and damages for which we make ourselves responsible under this guarantee are limited to the free repair of or supply of a new part or accessory in exchange for the part of the motor cycle, motor cycle combination or sidecar or accessory which may have proved defective. We undertake, subject to the conditions mentioned below, to make good in manner aforesaid any part or accessory covered by this guarantee which has proved defective within the said period of six months. We do not undertake to replace or refix, or bear the cost of replacing or refixing any such new part or accessory in the motor cycle, motor cycle combination or sidecar. As motor cycles, motor cycle combinations and sidecars are easily liable to derangement by neglect or misuse, this guarantee does not apply to defects caused by wear and tear, misuse or neglect.

The term "misuse" shall include, amongst others, the following acts:

1. The attaching of a sidecar to a motor cycle in such a manner as to cause damage or calculated to render the latter unsafe when ridden.
2. The use of a motor cycle or of a motor cycle and sidecar combined, when carrying more persons or a greater weight than that for which the machine was designed by the manufacturers.
3. The attaching of a sidecar to a motor cycle by any form of attachment not provided, supplied, or approved by the manufacturers, or to a motor cycle which is not designed for such use.

We do not guarantee tyres, saddles, chains or lighting and electrical equipment or any accessories or component parts supplied to the order of the Purchaser differing from those comprised in the standard specifications supplied with our motor cycles, motor cycle combinations or sidecars. As regards all such tyres, saddles, chains, lighting and electrical equipment, accessories and component parts, no guarantee condition or warranty of any kind statutory or otherwise is given or is to be implied, and we are to be under no liability whatsoever in respect thereof.

CONDITIONS OF GUARANTEE.

If a defective part or accessory should be found in our motor cycles, motor cycle combinations or sidecars, or in any part or accessory supplied by way of exchange as before provided, it must be sent to us CARRIAGE PAID, and accompanied by an intimation from the owner that he desires to have it repaired or exchanged free of charge under our guarantee and he must also furnish us at the same time with the number of the machine, the date of the purchase or the date when the alleged defective part or accessory was exchanged as the case may be.

Failing compliance with the above, such articles will lie here at THE RISK OF THE OWNER, and this guarantee and any implied guarantee, warranty or condition shall not be enforceable.

We reserve the right to alter specifications and/or prices without notice.

REPAIRS.

Any motor cycle, motor cycle combination or sidecar sent to us to be placed, enamelled or repaired will be repaired upon the following conditions, i.e., we guarantee that all precautions which are usual and reasonable have been taken by us to secure excellence of materials and workmanship, such guarantee to extend and be in force for three months only from time such work shall have been executed, and this guarantee is in lieu and in exclusion of all conditions and warranties statutory or otherwise and all liabilities whatsoever and the damages recoverable are limited to the cost of any further work which may be necessary to amend and make good the work found to be defective.