



**1955 MODELS
K7 - K7C - J9**

SPARE PARTS LIST

**200 cc
CAPTAIN
COTSWOLD
COMMANDO**

MANUFACTURERS-

JAMES MOTOR CYCLES LTD · GREET · BIRMINGHAM · 11

Price:-TWO SHILLINGS



JAMES

With the exception of certain proprietary components, prices listed herein are increased by 5% as from 14th April, 1955.

Spare Parts for 1955 models

Captain

Model K7




Cotswold

Model K7C

Commando

Model J9



JAMES MOTOR CYCLES LIMITED

GREET : BIRMINGHAM, 11 : ENGLAND

Telephone: VICToria 2211 (5 lines) Telegrams: MOCYCLE, BIRMINGHAM

Nearest Railway Station: Birmingham, Small Heath, B.R. Western Region

CONTENTS.

Additional equipment 29	Hubs 10, 11
Battery 28	Lighting equipment 28, 29
Brakes 10, 11	Mudguards, front 12
Bulbs 28, 29	Mudguards, rear 13
Carburetter 18, 20, 21	Piston 16, 17
Chain, rear 15	Rear suspension units 6
Chain, front 18	Rectifier 28
Clutch 16, 17	Rotary Exchange Service 30
Control levers 15	Saddle 14
Crankshaft 16, 17	Silencer 14
Cylinder 16, 17	Spares and Repairs 3
Decompressor 15	Speedometer 15
Engine 16, 17	Spokes 12
Exhaust system 14	Stands 5, 7
Flywheel magneto 18, 19	Sundries 12, 13, 14, 15
Front fork 8, 9	Tank 12
Footrests 5, 7	Toolboxes 14
Frame—rigid 7	Tools 14
sprung 4, 5	Twinseat 14
Gearbox, 3 speed 22, 23, 24	Twistgrip 15
Gearbox, 4 speed 25, 26, 27	Wheels 12
Handlebar 15	

ILLUSTRATIONS.

Captain, Cotswold, Commando 1
Carburetter 20
Engine and clutch 16
Flywheel magneto 19
Front fork 8
Gearbox, 3 speed 22
Gearbox, 4 speed 26
Hub, front 10
Hub, rear 11
Rear suspension unit 6
Spring frame 4

Spares and Repairs

For the convenience of owners, James Spares Stockists are appointed for most districts and customers are recommended to always apply to their nearest stockist. A list of stockists can be obtained on application (please enclose stamped and addressed envelope for reply).

When ordering spare parts always quote the full part number and description, as well as the frame and engine number of the machine. Many are clearly illustrated in this list, but if in any doubt owners are advised to produce the original part as pattern, and to quote their full frame and engine numbers to enable identification.

Instructions regarding repairs should be clear and definite, otherwise the cost may be greater than expected. We shall be pleased to give estimates for repairs if parts are sent to us for that purpose. If the estimate is accepted, no charge will be made for the preliminary examination, but should the owner decide not to have the work carried out, a nominal charge may be made to cover the cost of whatever work may have been done to prepare the estimate. Parts sent to us as patterns or for repairs, should have attached to them a label with the sender's full name and address. Instructions regarding such parts should be sent separately.

Customers wishing to retain old parts which are replaced during overhaul or repair, should state so before work commences, as normally such parts are scrapped upon removal.

If it is necessary to bring a machine, or parts, to the works for an urgent repair, it is essential that an appointment be made beforehand. This can be done by letter or telephone, and will avoid disappointment.

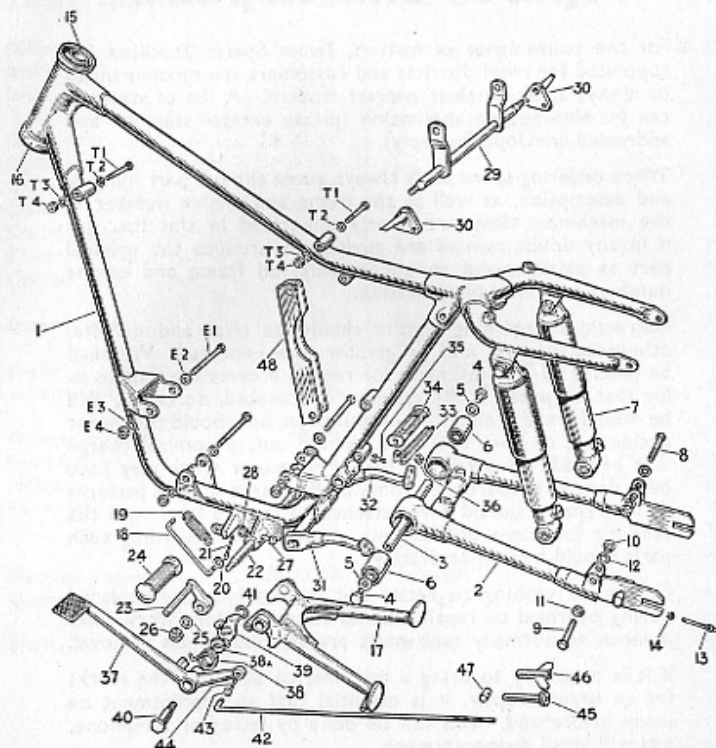
Orders should always be sent in list form and not as part of a letter.

When writing on a technical matter always quote your frame and engine numbers. A space is provided below for easy reference.

MODEL No.		
	FRAME NUMBER	ENGINE NUMBER

NOTE : We reserve the right to alter any of the prices quoted in this list, without notice.

Spring Frame — K7 CAPTAIN—K7C COTSWOLD



Ill. No.	Description of Part	Qty.	Part No.	Price each £ s. d.
1	Frame assembly K7 front	1	002079	11 0 0
2	" " K7C " " " " " " " "	1	002144	11 0 0
3	Rear suspension pivoting fork	1	001778	3 10 0
4	" " pivot tube	1	001878	1 2 6
5	" " hex bolt $\frac{1}{2}$ " x 26 t.p.i.	2	001879	6
6	" " washer $\frac{1}{4}$ " x 16 s.w.g. x $1\frac{1}{8}$ " o. d.	2	900197	3
7	" " torsion bush	2	001973	4 0 0
8	" " telescopic unit complete K7	2	002145	3 5 0
9	" " " " " " " " K7C	2	002762	3 5 0
10	" " hex bolt $\frac{3}{8}$ " x 26 t.p.i. x $1\frac{1}{2}$ "	3	900198	8
11	" " hex bolt $\frac{3}{8}$ " x 26 t.p.i. x $1\frac{1}{2}$ "	1	900313	8
12	" " hex nut $\frac{3}{8}$ " x 26 t.p.i.	4	900021	3
13	" " washer $\frac{3}{8}$ " dia.	4	900011	1
14	" " shakeproof washer $\frac{3}{8}$ " dia.	4	900002	1
15	Chain adjuster bolt	2	900196	3
16	" " locknut	2	900023	2

SPRING FRAME—continued K7 CAPTAIN—K7C COTSWOLD

Ill. No.	Description of Part	Qty.	Part No.	Price each £ s. d.
15	Frame ball race top or bottom	2	002378	1 9
16	" " enclosure cup	1	002942	1 9
17	Centre stand K7	1	002129	16 6
18	" " K7C	1	002519	16 6
19	" " operating rod	1	002139	1 0
20	" " spring	1	002140	1 0
21	" " plain washer $\frac{1}{2}$ " dia.	1	900162	1
22	" " split pin $\frac{1}{8}$ " x $\frac{3}{4}$ "	1	900121	1
23	Footrest bar	1	002479	7 6
24	" " hanger K7	2	002147	4 0
25	" " rubber K7	2	002026	1 6
26	" " washer $\frac{7}{8}$ " x 14s.w.g.	2	900033	1
27	" " hex nut $\frac{1}{2}$ " x 26 t.p.i. x $\frac{1}{8}$ "	2	900035	3
28	" " locking bolt $\frac{1}{2}$ " x 26 t.p.i.	2	900311	4
29	" " locking hex nut	2	900312	2
30	" " rear footrest bar K7C	1	002728	10 6
31	" " hanger K7C	2	002731	9 6
32	Pillion footrest hanger L.H.	1	002113	5 6
33	" " hanger R.H.	1	002114	5 6
34	" " pressing	2	002203	1 9
35	" " rubber	2	002204	1 6
36	" " hex bolt $\frac{1}{2}$ " x 26 t.p.i. x $\frac{3}{4}$ " long	2	900024	2
37	" " nut $\frac{1}{2}$ " x 26 t.p.i. x $\frac{3}{4}$ " long	2	900027	2
38	Rear brake pedal	1	002053	12 6
39	" " return spring	1	002119	1 0
40	" " pedal adjuster	1	002142	2 0
41	" " pivot bolt	1	002141	1 6
42	" " shakeproof washer L.H. serrations	1	900333	2
43	" " rod	1	002367	1 9
44	" " plain washer $\frac{1}{2}$ " dia.	1	900162	1
45	" " split pin $\frac{1}{8}$ " x $\frac{3}{4}$ "	1	900121	1
46	" " rod adjuster K7	1	000342	2 0
47	" " rod adjuster K7C	1	900187	2 6
48	" " roller	1	002382	1 0
*48	Toolbox fixing bracket channel pressing K7C	1	003275	4 6
E1	Engine bolts K7 $3\frac{1}{8}$ " x $\frac{3}{8}$ " x 20 t.p.i.	3	900332	10
E2	" " plain washer	3	900011	1
E3	" " shakeproof washer	3	900002	1
E4	" " hex nut	3	900017	3
TD1	Rear tank and dual seat bolt $2\frac{1}{2}$ " x $\frac{1}{8}$ " x 26 t.p.i.	1	900119	4
T1	Front tank bolt $2\frac{1}{2}$ " x $\frac{1}{8}$ " x 26 t.p.i.	1	900074	8
T2	" " plain washer	2	900009	1
T3	" " shakeproof washer	2	900003	1
T4	" " hex nut $\frac{1}{2}$ " x 26 t.p.i.	2	900000	2

* Illustration 48 is for the 1954 bracket. 1955 Cotswold models have a longer and deeper pressing

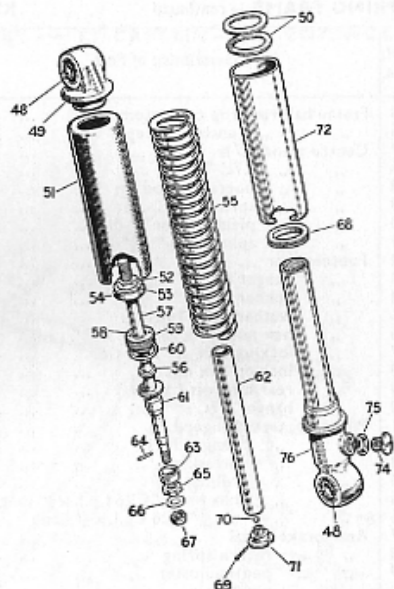
**FOR THE CONVENIENCE OF OWNERS
SPARES STOCKISTS**

are appointed for most districts. To avoid delay, customers are recommended to apply always to their nearest Spares Stockist

Rear Suspension Units

K7 CAPTAIN
K7C COTSWOLD

NOTE:— Special tools are used at the factory for assembling the hydraulically damped units. Dealers and owners in the U.K. are therefore recommended to take advantage of the rotary exchange service detailed on page 30.



Ill. No.	Description of Parts	Qty.	Part No.	Price each £ s. d.
48	Rubber torsion bush	4	002810	3 6
49	Top spring anchorage	2	002794	4 0
50	Washer for spring cover	4	002808	4 3
51	Outer cover	2	002806	4 3
52	Lock nut	2	900345	2 3
53	Buffer washer	2	900014	2 9
54	Rubber buffer	2	002811	9
55	Spring (medium)	2	002650	11 6
—	Spring (heavy)	2	002780	11 6
56	Inner gland seal	2	002801	1 9
57	Damper rod	2	002798	3 0
58	Damper gland bush	2	002800	1 6
59	Damper gland	2	002799	3 9
60	Outer gland seal	2	002802	1 9
61	Damper rod guides	2	002803	9
62	Damper tube	2	002797	1 6
63	Damper valve	2	002805	1 3
64	Damper valve pin	2	900344	2
65	Damper valve seats	2	002804	4
66	Plain washer	2	900348	2
67	Hex nut	2	900347	4
68	Grummet for inner spring cover	2	002809	9
69	Split pin for valve body	2	900121	1
70	Non return valve ball $\frac{1}{8}$ " dia.	2	900201	1
71	Non return valve body	2	002795	1 3
72	Inner cover	2	002807	7 6
74	Filler and drain plug	2	900109	9
75	Plug washer	2	000165	2
76	Bottom spring anchorage	2	002793	14 0

Rigid Frame — J9 COMMANDO.

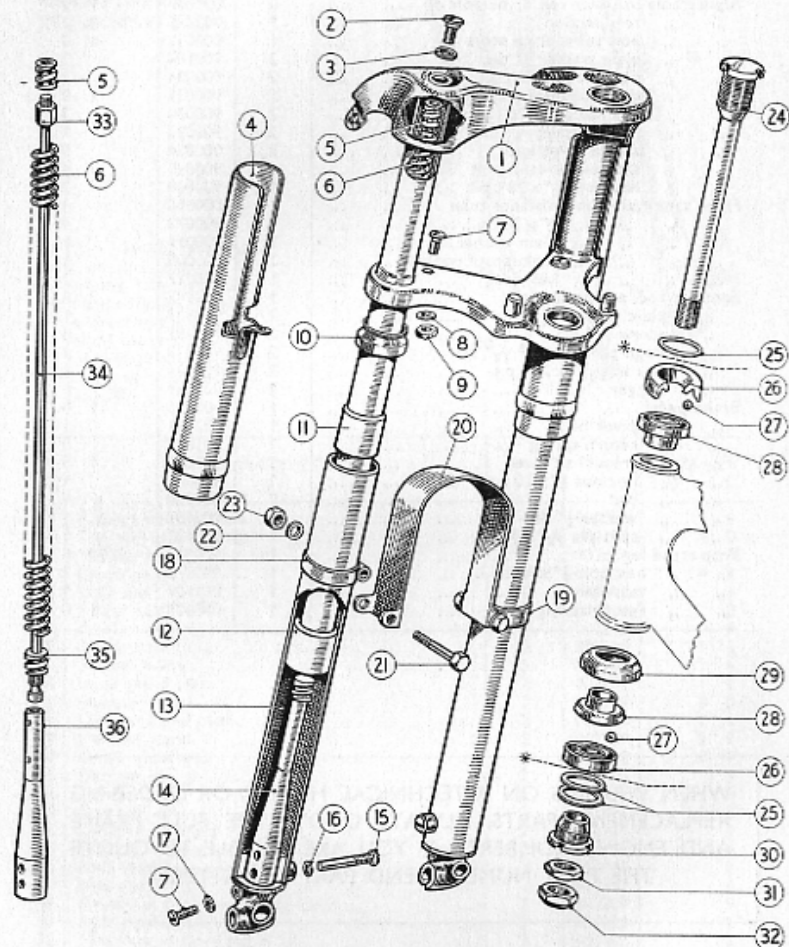
Description of Part	Qty.	Part No.	Price each £ s. d.
Rigid frame front section	1	002999	8 8 0
Enclosure cup bottom frame race	1	002942	1 9
Rigid frame ball race top or bottom	2	001007	1 9
" rear section	1	002725	4 4 0
" bolt tube, chain stays	1	003033	4 0
" plain washer $\frac{3}{8}$ " dia.	2	900184	2
" hex nut $\frac{3}{8}$ " x 20 t.p.i.	2	900034	3
" d.e. stud, seat stays $5\frac{3}{4}$ "	1	900031	1 0
" hex nut $\frac{7}{16}$ " x 26 t.p.i.	2	900034	3
" plain washer $\frac{7}{16}$ " dia.	2	900033	1
" saddle pivot bush	2	000854	9
" saddle-cum-tank bolt	1	900041	4
" hex nut $\frac{3}{8}$ " x 26 t.p.i.	1	900000	2
Front tank fixing bolt distance tube	1	000510	4
" $\frac{3}{8}$ " x 20 t.p.i.	1	900073	4
" plain washer	1	900011	1
" shakeproof washer	1	900002	1
" hex nut	1	900017	3
Footrest rod, square section	1	003047	2 6
" plain washer $\frac{1}{8}$ "	2	900329	1
" screw $\frac{1}{8}$ " dia.	2	900282	4
" large plain washer $\frac{7}{8}$ " dia.	2	900033	1
" hex nut $\frac{1}{8}$ " x 20 t.p.i.	2	900034	3
" hanger	2	003029	7 6
Brake pedal	1	003025	11 0
" pivot bolt	1	002141	1
" return spring	1	001068	9
" cross shaft lever	1	001066	1 6
" hex nut $\frac{3}{8}$ " x 20 t.p.i.	1	900014	1
" rod	1	000828	1 9
" washer $\frac{1}{8}$ " dia.	1	900008	1
" split pin $\frac{1}{8}$ " x $\frac{3}{4}$ "	1	900121	1
Prop stand leg	1	000962	18 0
" hex bolt $\frac{3}{8}$ " x 20 t.p.i.	1	900070	2
" tab washer	1	001507	1
" return spring	1	000229	1 0

WHEN WRITING ON A TECHNICAL MATTER OR ORDERING REPLACEMENT PARTS, ALWAYS QUOTE THE FULL FRAME AND ENGINE NUMBERS—IF YOU ARE UNABLE TO QUOTE THE PART NUMBER SEND PART AS PATTERN.

Front Fork

K7 CAPTAIN, K7C COTSWOLD, J9 COMMANDO.

EXTRA PARTS ON
COMPETITION MODELS



(* denotes parts fitting above and below fork crown and top plate)

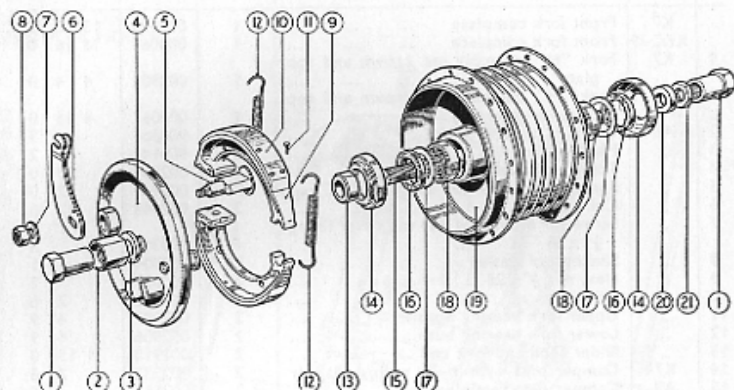
FRONT FORK.

Ill. No.	Model	Description of Part	Qty.	Part No.	Price each £ s. d.
	K7	Front fork complete	1	002900	15 0 0
	K7C-J9	Front fork complete	1	003065	16 16 0
1	K7	Fork "H" assembly inc. crown and top plate	1	002902	4 4 0
1	K7C-J9	Fork "H" assembly inc. crown and top plate (re-inforced)	1	003067	4 15 0
2	All	Oil filler plug $\frac{1}{8}$ " x 26	2	900364	9
3	"	Fibre washer	2	900144	2
4	"	Top cover sleeve	2	002938	10 0
5	"	Spring adaptor — top end	2	002949	2 0
6	"	Coil spring	2	002948	12 6
7	"	Screw for drain plug and top cover fixing $\frac{1}{4}$ " x 26	4	900315	3
8	"	Shakeproof washer	2	900004	1
9	"	Hex. nut $\frac{1}{4}$ " x 26	2	900027	2
10	"	Oil seal	2	003018	2 6
11	"	Upper fork bearing bush	2	002907	4 9
12	"	Lower fork bearing bush	2	002906	4 9
13	"	Slider tube and fork end	2	002910	1 15 0
14	K7	Damper post with lower spring adaptor	2	002932	7 6
15	All	Damper post retaining bolt	2	002917	5
16	"	Fibre washer $\frac{7}{8}$ " dia. (post screw)	2	900358	1
17	"	Seloc washer (drain plug)	2	900102	2
18	"	Screw	2	900315	2
19	"	Mudguard bridge clip L.H. with cable stops	1	003199	3 6
19	"	Mudguard bridge clip R.H.	1	003020	2 6
20	"	Bridge piece	1	003023	2 6
21	"	Clip bolt $\frac{1}{8}$ " x 26 t.p.i.	2	900094	8
22	"	Plain washer $\frac{5}{8}$ " dia.	2	900009	1
23	"	Hex nut $\frac{5}{8}$ " x 26 t.p.i.	2	900000	2
24	"	Steering stem	1	002918	10 0
25	"	Shim $1\frac{1}{8}$ " x .020"	4	002936	2
26	"	Fork ball race	2	002921	
27	"	Ball bearings $\frac{1}{4}$ " dia.	34	000371	set 2 0
28	K7-K7C	Frame ball race	2	002378	1 9
28	J9	Frame ball race	2	001007	1 9
29	All	Lower fork race cover	1	002942	1 9
30	"	Fork crown bearing adaptor	1	002922	3 0
31	"	Steering stem adjusting nut $\frac{3}{4}$ " x 26 t.p.i.	1	900353	9
32	"	Steering stem locknut	1	900352	9

EXTRA PARTS ON COMPETITION MODELS. (TWO WAY DAMPING).

33	K7C-J9	Damper rod locknut $\frac{7}{8}$ "	2	900375	4
34	"	Damper rod and piston	2	003219	5 0
—	"	Damper piston only	2	003174	1 3
35	"	Lower spring adaptor	2	003185	4 6
36	"	Damper post with metering holes	2	002946	7 6

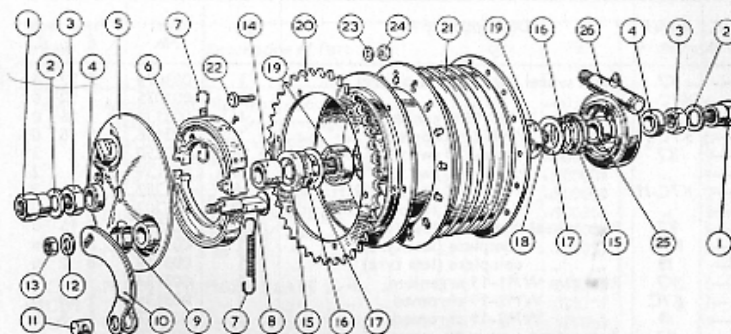
Wheels and Brakes



FRONT HUB — 5" BRAKE.

Ill. No.	Model No.	Description of Part	Qty.	Part No.	Price each £ s. d.
—	All	Front hub complete 5" dia. ...	1	002954	5 10 0
1	"	Spindle nut $\frac{3}{16}$ " x 26 t.p.i. ...	2	900356	2 6
2	"	Recessed locknut hex $\frac{3}{16}$ " x 26 t.p.i. ...	1	900306	1 3
3	"	Spacer $\frac{3}{8}$ " thick ...	2	001337	9
4	"	Brake back plate 5" ...	1	003091	12 6
5	"	Brake cam ...	1	001088	4 0
6	"	Brake cam lever ...	1	002924	2 6
7	"	Cam lever washer ...	1	003086	2
8	"	Hex nut $\frac{3}{16}$ " x 26 t.p.i. ...	1	900000	2
9	"	Brake shoe and liner ...	2	002282	pr. 12 6
10	"	Brake lining ...	2	000314	pr. 4 6
11	"	Brake lining rivets ...	14	900145	set 6
12	"	Return spring ...	2	000320	5
13	"	Spacer $\frac{1}{2}$ " thick ...	1	001335	9
14	"	Bearing seal enclosure cup ...	2	001850	4
15	"	Hub spindle $\frac{3}{16}$ " dia. ...	1	002928	9 0
16	"	Felt seal ...	2	000941	3
17	"	Enclosure washer ...	2	000940	3
18	"	Journal bearing 15 x 35 x 11 mm. ...	2	001333	* 11 8
19	"	Hub shell, 5" brake drum ...	1	002689	2 15 0
20	"	Spacer $\frac{3}{8}$ " thick ...	1	001337	9
21	"	Locknut $\frac{3}{16}$ " x 26 x $\frac{3}{16}$ " ...	1	900289	3

REAR HUB.



Ill. No.	Model No.	Description of Part	Qty.	Part No.	Price each £ s. d.
—	K7	Rear hub complete with sprocket ...	1	002951	6 10 0
—	K7C	Rear hub complete with sprocket ...	1	002978	6 17 6
—	J9	Rear hub complete with sprocket ...	1	002979	6 17 6
1	All	Spindle nut $\frac{3}{16}$ " dia. ...	2	900047	2 6
2	K7-K7C	Plain washer $\frac{3}{16}$ " x 10 swg ...	4	900015	1
3	All	Locknut $\frac{3}{16}$ " x 26 x $\frac{3}{8}$ " thick ...	2	900051	3
4	K7-K7C	Spacer $\frac{3}{8}$ " thick ...	1	001337	9
5	"	Brake backplate ...	1	002102	12 6
5	J9	Brake backplate ...	1	003102	12 6
6	All	Brake shoe complete with lining ...	2	002282	12 6
—	"	Brake lining ...	2	000314	pr. 4 6
—	"	Brake lining rivets ...	14	900145	set 6
7	"	Return spring ...	2	000320	5
8	"	Brake cam ...	1	001415	4 0
9	"	Oiler spring clip ...	1	001418	3
10	"	Brake cam lever ...	1	001816	3 0
11	"	Brake cam roller ...	1	002382	1 0
12	"	Plain washer ...	1	900166	1
13	"	Hex nut $\frac{3}{16}$ " x 26 t.p.i. ...	1	900000	2
14	K7-K7C	Spacer $\frac{1}{2}$ " thick ...	2	001335	9
14	J9	Spacer $\frac{3}{8}$ " thick ...	1	001805	9
15	All	Seal enclosure cup ...	2	003006	6
16	"	Felt seal ...	2	003007	6
17	"	Seal enclosure washer ...	2	003005	3
18	"	Spindle $\frac{3}{16}$ " dia. ...	1	002961	10 0
19	"	Journal bearing 42 x 15 x 13 mm. ...	2	003008	14 3
20	K7	Chain sprocket 44 T. ...	1	001397	12 6
20	K7C	Chain sprocket 48 T. ...	1	002025	1 0 0
20	J9	Chain sprocket 50 T. ...	1	003184	1 0 0
21	K7-K7C	Hub shell ...	1	003140	2 10 0
21	J9	Hub shell ...	1	003141	2 10 0
22	All	Hex bolt $\frac{1}{2}$ " x 26 t.p.i. ...	6	900367	4
23	"	Shakeproof washer ...	6	900004	1
24	"	Hex nut ...	6	900027	2
25	J9	Spacer $\frac{1}{2}$ " thick ...	1	001335	9
26	All	Speedometer/gearbox ...	1	001400	2 2 6
27	K7-K7C	Spacer $\frac{1}{2}$ " thick ...	1	001805	9
27	J9	Spacer $\frac{3}{16}$ " thick ...	1	001336	9

WHEELS AND SPOKES.

Ill. No.	Model No.	Description of Part	Qty.	Part No.	Price each £ s. d.
—	K7	Front wheel complete (less tyre) ...	1	003074	7 12 6
—	K7C-J9	Front rim WM1-19 argenised ...	1	003075	7 12 6
—	K7	Front rim WM1-19 chromed ...	1	003134	16 0
—	K7C-J9	Front rim WM21-21 chromed ...	1	003138	1 5 0
—	K7	Front wheel spokes 10 swg x 7 $\frac{1}{2}$ " L.H. side ...	18	000250	2
—	K7	Front wheel spokes 10 swg x 7 $\frac{1}{2}$ " R.H. side ...	18	003139	2
—	K7C-J9	Front wheel spokes 10 swg x 8 $\frac{1}{2}$ " L.H. side ...	18	001282	2
—	K7C-J9	Front wheel spokes 10 swg x 8 $\frac{1}{2}$ " R.H. side ...	18	003202	2
—	K7	Rear wheel complete (less tyre) ...	1	003116	7 15 0
—	K7C	" " complete (less tyre) ...	1	003117	8 2 6
—	J9	" " complete (less tyre) ...	1	003118	8 2 6
—	K7	Rear rim WM1-19 argenised ...	1	003134	16 0
—	K7C	" " WM2-19 chromed ...	1	003136	1 5 0
—	J9	" " WM3-19 chromed ...	1	003137	1 5 0
—	K7	Rear wheel spokes 10 swg x 7 $\frac{1}{2}$ " ...	36	003139	2
—	K7C-J9	" " " 10 swg x 7" ...	36	003203	2
—	All	Spoke nipples 10 swg x .250 ...	72	000254	2
—	K7C-J9	Security bolt, front ...	1	001269	1 9
—	K7C	" " rear ...	1	001270	1 9
—	J9	" " " ...	1	001271	1 9

Sundries—K7 CAPTAIN, K7C COTSWOLD, J9 COMMANDO

Model No.	Description of Part	Qty.	Part No.	Price each £ s. d.
K7	PETROL TANK, enamelled ...	1	003162	6 6 0
"	" " chromed panels ...	1	003191	7 16 0
K7C-J9	" " " enamelled ...	1	003163	6 6 0
K7-K7C	Front tank bracket ...	1	003179	7 6
J9	Front tank bracket ...	1	003204	7 6
All	Hex bolt, tank bracket $\frac{1}{8}$ " x 26 x 2 $\frac{1}{2}$ " long ...	1	900074	4
K7-K7C	Hex bolt, tank, rear, $\frac{1}{8}$ " x 26 x 2 $\frac{1}{2}$ " long ...	1	900119	4
All	Hex bolt, tank, front, $\frac{1}{8}$ " x 26 x 1 $\frac{1}{2}$ " long ...	2	900171	3
"	Plain washer $\frac{1}{8}$ " dia. ...	6	900009	1
"	Hex nut $\frac{1}{8}$ " x 26 t.p.i. ...	2	900000	2
K7	Knee grip rubber, L.H. ...	1	002365	4 0
"	Knee grip rubber, R.H. ...	1	002366	4 0
All	Petrol tap ...	1	003166	5 6
"	Drain plug ...	1	900376	3
"	Fibre washer, tap or plug ...	1	900373	1
K7	Petrol pipe, plastic ...	1	002189	1 6
K7C	Petrol pipe, plastic ...	1	002185	1 6
J9	Petrol pipe, plastic ...	1	002182	1 6
All	Ferrule for petrol pipe ...	2	002063	4
"	Banjo union to carburettor ...	1	002000	1 9
"	Filler cap and oil measure ...	1	003167	6 0
"	Fibre washer, filler cap ...	1	900161	3
"	Tank badge ...	2	002393	1 6
"	Rubber moulding, badge ...	2	002816	1 0
"	Screw, badge fixing ...	4	900325	1
K7	FRONT MUDGUARD, with number plate brackets ...	1	003017	1 10 0
K7C-J9	Front mudguard, aluminium ...	1	003038	1 5 0
K7	Tubular stay, front mudguard ...	1	003013	6 0
K7C-J9	Tubular stay, front mudguard ...	1	003094	6 0
All	Bridge piece, front mudguard ...	1	003023	4 0

SUNDRIES—K7, K7C, J9—continued

Model No.	Description of Part	Qty.	Part No.	Price each £ s. d.
All	Attachment clip, front mudguard L.H. ...	1	003199	3 6
"	Attachment clip, front mudguard R.H. ...	1	003020	2 6
"	Hex bolt, domed, $\frac{1}{8}$ " x 26 x 1 $\frac{1}{2}$ " long ...	2	900094	8
"	Hex bolt, domed, $\frac{1}{8}$ " x 26 x $\frac{3}{8}$ " long ...	2	900354	3
"	Plain washer $\frac{1}{8}$ " dia. ...	4	900009	1
"	Hex nut $\frac{1}{8}$ " x 26 t.p.i. ...	2	900000	2
"	Mush head screw $\frac{1}{8}$ " x 26 t.p.i. ...	4	900315	3
"	Shakeproof washer $\frac{1}{8}$ " dia. ...	4	900004	1
"	Hex nut $\frac{1}{8}$ " x 26 t.p.i. ...	4	900027	2
K7	FRONT NUMBER PLATE ...	1	002375	2 6
K7C-J9	" " " ...	1	003217	2 6
K7	Round head screw $\frac{3}{16}$ " x 26 t.p.i. ...	2	900010	1
"	Shakeproof washer $\frac{1}{8}$ " dia. ...	2	900006	1
"	Hex nut $\frac{3}{16}$ " x 26 t.p.i. ...	2	900016	1
K7C-J9	Mush headed screw $\frac{1}{8}$ " x 26 t.p.i. ...	2	900315	3
"	Plain washer $\frac{1}{8}$ " dia. ...	2	900008	1
"	Shakeproof washer $\frac{1}{8}$ " dia. ...	2	900004	1
"	Hex nut $\frac{1}{8}$ " x 26 t.p.i. ...	2	900027	2
"	Competition number board ...	1	003096	3 0
"	Hex bolt $\frac{1}{8}$ " x 26 x $\frac{3}{8}$ " o.h. ...	2	900354	3
"	Plain washer $\frac{3}{16}$ " dia. ...	4	900009	1
"	Hex nut $\frac{3}{16}$ " x 26 t.p.i. ...	2	900000	2
K7	REAR MUDGUARD ...	1	002337	1 15 0
"	Aluminium spacer to frame stays ...	2	002341	2 6
K7C	Rear mudguard ...	1	002338	1 5 0
J9	Rear mudguard ...	1	003031	1 5 0
"	Centre stay ...	1	002574	5 0
J9	Rear stay ...	1	002575	5 0
K7C	Rear stay ...	1	002340	10 0
K7C-J9	Mush headed screw ...	5	900315	1
J9	Plain washer $\frac{1}{8}$ " dia. ...	5	900008	1
"	Shakeproof washer $\frac{1}{8}$ " dia. ...	2	900004	1
"	Hex nut $\frac{1}{8}$ " x 26 t.p.i. ...	8	900027	2
K7	Hex bolt $\frac{1}{8}$ " x 26 x $\frac{3}{8}$ " long ...	2	900054	3
J9	" " $\frac{1}{8}$ " x 26 x 1" long ...	2	900025	3
K7-K7C	" " $\frac{1}{8}$ " x 26 x 2" long ...	1	900178	4
J9	" " $\frac{1}{8}$ " x 26 x $\frac{3}{8}$ " long ...	2	900046	3
K7-K7C	Hex nut $\frac{1}{8}$ " x 26 t.p.i. ...	6	900027	2
K7	Hex bolt $\frac{1}{8}$ " x 26 x 1 $\frac{1}{2}$ " long ...	2	900108	4
J9	" " $\frac{1}{8}$ " x 26 x 1 $\frac{1}{2}$ " long ...	1	900059	4
K7	" " $\frac{1}{8}$ " x 26 x $\frac{1}{2}$ " long ...	2	900133	3
K7C	" " $\frac{1}{8}$ " x 26 x 1 $\frac{1}{2}$ " long ...	2	900171	4
J9	" " $\frac{1}{8}$ " x 26 x 2 $\frac{1}{2}$ " long ...	2	900119	4
All	Hex nut $\frac{1}{8}$ " x 26 t.p.i. ...	2	900000	2
K7-K7C	Plain washer $\frac{1}{8}$ " dia., small ...	8	900008	1
All	Plain washer $\frac{1}{8}$ " dia., large ...	5	900045	1
K7-K7C	Shakeproof washer $\frac{1}{8}$ " dia. ...	4	900004	1
"	Plain washer $\frac{3}{16}$ " dia. ...	6	900009	1
J9	Plain washer $\frac{1}{8}$ " dia. ...	2	900044	1
K7	REAR NUMBER PLATE ...	1	002342	10 0
K7C-J9	" " " ...	1	002567	2 6
"	Attachment bracket, number plate ...	1	002568	1 6
"	Fibre spacer ...	1	000429	6
K7	Rubber bearing, number plate fairing ...	1	003225	1 6
K7-K7C	CHAINGUARD ...	1	002120	12 6

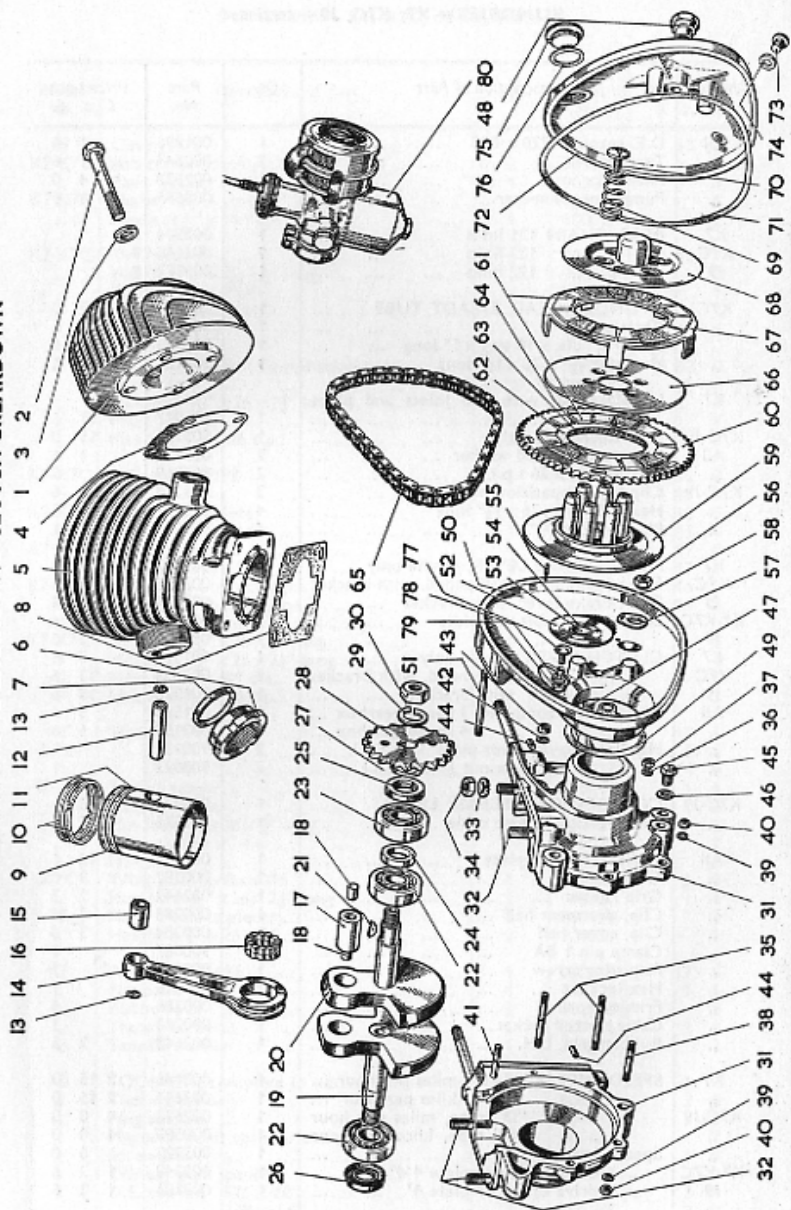
SUNDRIES — K7, K7C, J9 — continued

Model No.	Description of Part	Qty.	Part No.	Price each £ s. d.
J9	Chainguard	1	001612	12 6
K7-K7C	Attachment bolt $\frac{1}{4}$ " x 26 x 2" long ...	1	900178	4
"	Plain washer $\frac{1}{4}$ " dia. ...	1	900008	1
K7-K7C	Shakeproof washer $\frac{1}{4}$ " dia. ...	1	900004	1
"	Hex nut $\frac{1}{4}$ " x 26 t.p.i. ...	1	900027	2
K7-K7C	TWINSEAT	1	003039	3 16 0
"	Hex bolt $\frac{1}{8}$ " x 26 x $\frac{3}{8}$ " long ...	2	900054	3
"	Plain washer $\frac{1}{4}$ " dia. ...	4	900008	1
"	Hex nut $\frac{1}{4}$ " x 26 t.p.i. ...	2	900027	2
"	Rubber buffer	2	002128	5
J9	SADDLE, rubber, competition type ...	1	003032	3 12 0
"	Pivot bush	1	001060	1 6
"	Hex bolt $\frac{3}{8}$ " x 26 x $2\frac{3}{8}$ " long ...	1	900362	4
"	Plain washer	6	900009	1
"	Hex nut $\frac{3}{8}$ " x 26 t.p.i. ...	5	900000	2
K7-K7C	EXHAUST PIPE	1	002295	1 10 0
J9	"	1	003028	1 10 0
K7-K7C	Silencer complete	1	002298	1 15 0
J9	Silencer complete	1	002662	1 15 0
K7-K7C	Silencer body	1	002563	17 0
J9	Silencer body	1	002663	17 6
K7-K7C	Inner tube and tail pipe	1	002557	16 0
J9	Inner tube and tail pipe	1	002664	16 0
All	Self tapping screws	4	900155	3
K7-K7C	Hex bolt $\frac{3}{8}$ " x 26 x $1\frac{1}{2}$ " long ...	1	900133	1
J9	Hex bolt $\frac{3}{8}$ " x 26 x $2\frac{1}{2}$ " long ...	1	900119	4
All	Plain washer $\frac{3}{8}$ " dia. ...	1	900009	1
J9	Hex nut $\frac{3}{8}$ " x 26 t.p.i. ...	1	900000	2
K7	TOOLBOX	1	002086	17 6
K7C	"	1	002359	8 6
J9	"	1	002577	14 0
K7-J9	Thumb screw	1	000641	1 6
"	Tapped washer	1	900350	0
J9	Hex bolt $\frac{1}{8}$ " x 26 x $\frac{3}{8}$ " long ...	1	900054	2
"	Plain washer $\frac{1}{4}$ " dia. ...	—	900008	1
"	Hex nut	—	900027	2
K7C	Wing nut, toolbox lid	1	900187	1 0
"	Hex bolt $\frac{3}{8}$ " x 26 x $2\frac{1}{4}$ " long ...	1	900320	4
J9	Fibre distance pieces	2	000424	2
"	Hex bolt $\frac{1}{4}$ " x 26 x $\frac{3}{8}$ "	2	900024	1
K7	BATTERY CASE	1	002085	17 6
"	Platform, battery	1	002371	1 6
"	Rubber pad	2	002368	6
"	Thumb screw	1	000641	1 6
"	Tapped washer	1	900350	2
All	TOOL KIT, complete in wallet	1	—	1 1 0
"	Tool wallet only	1	000553	3 0
"	Plug spanner	1	000437	3 0
"	Magneto point spanner and gauge ...	1	000438	7
"	Screwdriver	1	000551	1 0
"	Exhaust pipe spanner	1	002503	3 0
"	D.E. spanner -525 x -601	1	000546	3 0
"	" -338 x -448	1	000545	3 0

SUNDRIES — K7, K7C, J9 — continued

Model No.	Description of Part	Qty.	Part No.	Price each £ s. d.
All	D.E. spanner -720 x -820	1	001996	1 6
"	Tyre lever	2	000544	1 6
"	Pliers	1	002537	4 0
"	Pump and connector... ..	1	000595	6 6
K7	REAR CHAIN 121 links	1	002504	*
K7C	" " 123 links	1	002655	*
J9	" " 122 links	1	003172	*
K7C	CYLINDER HEAD STEADY TUBE ...	1	003195	3 0
"	Chain guide	1	003232	2 6
"	Spacer $\frac{1}{2}$ " dia. x 16 swg x 1" long ...	1	003236	6
"	Hex bolt $\frac{3}{8}$ " x 26 x $1\frac{1}{2}$ " long ...	1	900108	4
K7	HANDLEBAR with ball joints and pivot brackets	1	002937	1 17 6
K7C-J9	Handlebar bend only	1	003221	15 0
All	Spherical recessed washer	2	002923	1 6
"	Hex bolt $\frac{1}{2}$ " x 26 t.p.i.	2	900369	8
K7C-J9	Clip for competition bar	2	003214	3 6
"	Hex bolt $\frac{3}{8}$ " x 26 x $1\frac{1}{2}$ " long ...	4	900361	5
"	Plain washer $\frac{3}{8}$ "	4	900009	1
K7	FRONT BRAKE LEVER, handle only ...	1	001312	7 6
K7C	Front brake lever, ball ended, with bracket	1	003696	13 6
J9	Front brake lever, with bracket ...	1	001921	12 6
K7-K7C	Front brake cable complete	1	003059	5 6
J9	"	1	003155	5 6
K7	CLUTCH LEVER, handle only	1	001311	7 6
K7C	" ball ended, with bracket ...	1	003695	13 6
J9	" with bracket	1	001920	12 6
All	Clutch cable complete, 3 speed gearbox ...	1	001585	5 6
"	" " " 4 speed gearbox ...	1	002154	5 6
"	Handlebar lever pivot pin $\frac{1}{8}$ " x 26 t.p.i. ...	2	900135	2
"	" hex nut $\frac{1}{4}$ " x 26 t.p.i. ...	2	900023	1
K7C-J9	COMPRESSION RELEASE LEVER ...	1	000274	3 6
"	Compression release cable	1	000276	3 6
All	TWISTGRIP complete	1	002644	12 6
"	Grip sleeve	1	000282	3 0
"	Grip rubber	1	002642	2 3
"	Clip, abutment half	1	000283	3 6
"	Clip, cover half	1	000284	3 6
"	Clamp pin 1 BA	2	900087	1
"	Adjusting screw	1	900089	1
"	Hex locknut	1	900086	1
"	Friction spring	1	000286	6
"	Cable slotted socket	1	000285	3
"	Rubber grip, L.H.	1	002643	2 3
K7	SPEEDOMETER HEAD—miles per hour ...	1	003146	2 15 0
"	" —kilos per hour	1	003643	2 15 0
K7C-J9	" " "D" type, miles per hour ...	1	002532	4 0 0
"	" " "D" type, kilos per hour ...	1	000589	4 0 0
"	Speedo bracket	1	003223	6 0
K7-K7C	" drive cable complete 4'4" ...	1	002348	1 2 6
J9	" drive cable complete 4'	1	003183	1 2 6

VILLIERS 8E AND 7E ENGINE AND CLUTCH BREAKDOWN



Engine and Clutch — VILLIERS 8E AND 7E
K7 CAPTAIN, K7C COTSWOLD, J9 COMMANDO

Ill. No.	Description of Part	Qty.	Part No.	Price each £ s. d.
1	Cylinder head (no decompressor) K7 ...	1	704036	2 0 0
—	Cylinder head (decompressor type) K7C—J9 ...	1	704153	2 2 6
—	Release valve body ...	1	700058	3 9
—	" stem ...	1	700059	2 0
—	" spring ...	1	700060	3
—	" cable nut ...	1	700061	1 0
—	" clamp ...	1	700092	9
—	" clamp screw ...	1	700271	3
—	" joint washer ...	1	700272	2
2	Cylinder head bolt ...	4	700378	1 0
3	Washer ...	4	900011	1
4	Gasket for cylinder head ...	1	700398	6
5	Cylinder Models K7 ...	1	704037	4 0 0
—	Model K7C—J9 ...	1	704168	4 0 0
6	Nut for exhaust pipe ...	1	700373	4 0
7	Washer ...	1	700374	4
8	Gasket for cylinder base ...	1	700360	3
9	Piston, standard ...	1	700356	1 7 6
—	" -015" oversize ...	1	700356A	1 7 6
—	" -030" ...	1	700356B	1 7 6
10	" ring, standard ...	2	700357	1 9
—	" -015" oversize ...	2	700357A	1 9
—	" -030" ...	2	700357B	1 9
11	Expander ring ...	1	704155	1 0
12	Gudgeon pin ...	1	700368	2 6
13	Circlip ...	2	700289	3
14	Connecting rod, bushed, -001" oversize ...	1	700366	1 0 0
15	Small end bush ...	1	700367	2 0
16	Rollers for crankpin — steel ...	26	700188	set 8 0
17	Crankpin, -001" oversize ...	1	700364	5 0
18	" plug ...	2	700365	3
19	Crankshaft — right hand ...	1	700363	1 4 0
20	" — left hand ...	1	704038	1 4 0
21	Key for engine sprocket ...	1	700370	3
22	Ball bearing ...	2	700380	16 2
23	" drive shaft ...	1	700213	13 11
24	Distance piece for bearings ...	1	704033	1 0
25	Oilseal — crankshaft drive end ...	1	704040	3 3
26	" magneto end ...	1	700214	2 3
27	Shim for engine sprocket ...	as reqd.	700220	2
28	Engine sprocket ...	1	704041	8 0
29	Spring washer ...	1	700277	1
30	Nut ...	1	700219	6
31	Crankcase, right and left-hand halves, less fittings ...	1	704042	3 10 0
32	Stud in crankcase for cylinder ...	4	700243	3
33	Spring washer ...	4	700662	1
34	Nut ...	4	700197	2
35	Stud (fitted) securing crankcase halves ...	2	700375	6
36	Washer ...	2	900008	1
37	Nut ...	2	700197	2
38	Stud (fitted) securing crankcase halves — short ...	2	700246	6
39	Washer ...	2	900008	1
40	Nut ...	2	700200	2
41	Stud securing crankcase halves ...	1	704043	3
42	Washer ...	1	900008	1
43	Nut ...	1	700200	2
44	Dowel in crankcase locating gear-box ...	2	700030	3
45	Crankcase drain plug ...	1	700257	3
46	Washer ...	1	700283	1
47	Stud for chaincase ...	1	700239	7

VILLIERS 8E AND 7E ENGINES. K7 CAPTAIN, K7C COTSWOLD

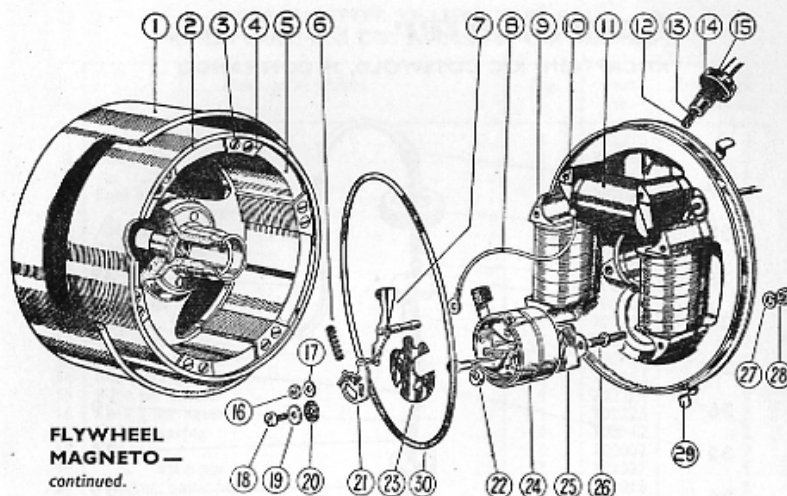
J9 COMMANDO. (See illustration page 16)

Ill. No.	Description of Part	Qty.	Part No.	Price each £ s. d.
48	Nut	1	704044	9
49	Gasket	1	704045	1
50	Chaincase, inner, with gland plate	1	704046	1 10 0
51	Stud in chaincase for gearbox	1	700199	3
52	Gland plate	1	700175	9
53	Felt washer	1	700174	4
54	Rivets for gland plate	4	700176	set 3
55	Dowel for outer chaincase	1	700294	2
56	Cone nut for inner chaincase	1	700202	5
57	Lockwasher	1	700201	3
58	Screw	1	700050	2
59	Clutch centre assembly	1	700221	1 10 0
60	Clutch sprocket assembly, comprising items 61-65 inclusive	1	700949	1 2 6
61	Cork for clutch sprocket and corked plate	30	700226	set 2 6
62	Ball retaining plate	2	700223	1 3
63	Ball	50	000162	set 1 6
64	Rivet	15	700224	set 4
65	Primary chain (66 links)	1	704184	*
66	Centre plate	1	700227	5 0
67	Corked plate	1	700228	6 6
68	Front plate assembly	1	700230	8 0
69	Spring	6	700258	4
70	Screw	6	700259	7
71	Gasket	1	700173	1 0
72	Chaincase — outer	1	704047	17 6
73	oil level screw	1	704068	3
74	Washer	1	700283	1
75	Oil filler plug	1	704048	1 3
76	Washer	1	704049	2
77	Breather valve for chaincase	1	700215	1 0
78	Spring washer	1	700399	1
79	Nut	1	900027	2
80	Carburettor complete with air filter (see pages 22 and 23 for components)	1	702215	4 0 0
	Inlet manifold, bent, Mk. 8E and 7E	1	700394	10 0 0
	Manifold stud	2	700090	3
	Nut for stud	2	700200	2
	$\frac{1}{8}$ " spring washer	2	700662	1
	Manifold joint washer	1	700355	3
	Finned exhaust pipe nut	1	704169	4 0
	Crankshaft assembly	1	704039	4 1 0

IMPORTANT: Engines fitted with a four speed gearbox differ from the three speed units. A list of the engine components affected is given on page 27. To avoid errors, it is advisable to quote the engine number of the machine.

Flywheel Magneto

Ill. No.	Description of Part	Qty.	Part No.	Price each £ s. d.
1	Flywheel cover	1	703065	7 6
2	" assembly	1	703156	6 2 6
3	Screw, pole shoe	12	703073	4
4	Top plate, pole shoe, iron	5	703072	3
4	" " " brass	1	703071	4
5	Magnet	6	703070	9 0
6	Rocker arm spring	1	703033	2

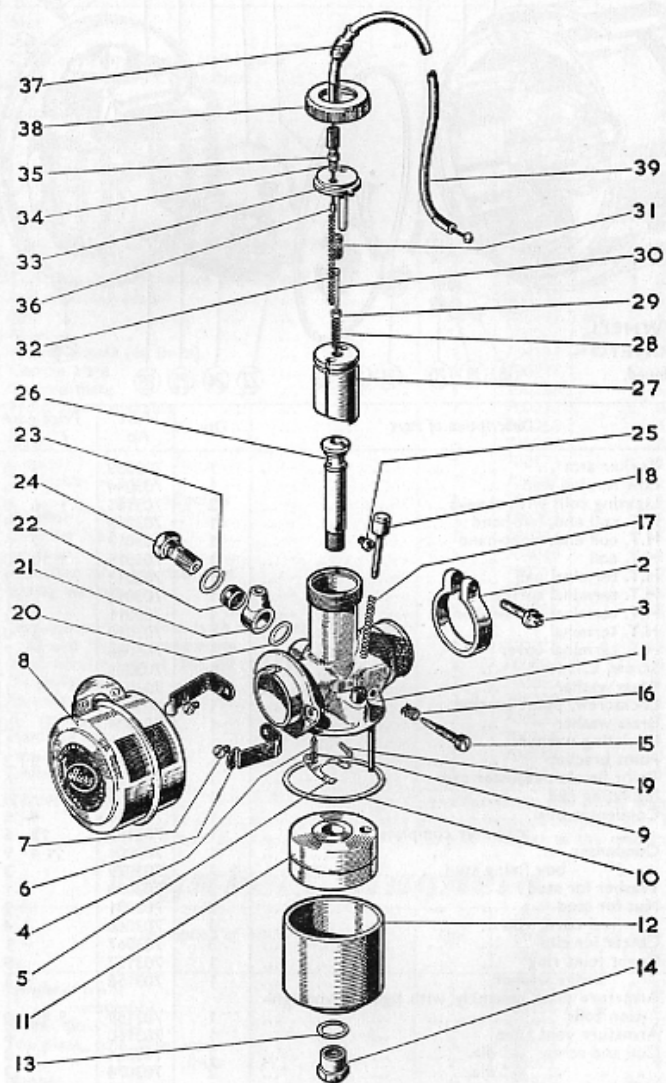


FLYWHEEL MAGNETO—
continued.

Ill. No.	Description of Part	Qty.	Part No.	Price each £ s. d.
7	Rocker arm	1	703059	4 0
8	Low tension lead	1	703044	6
9	Lighting coils with cheeks	2	703163	1 6 0
10	H.T. coil end, left-hand	1	703018	2 9
10	H.T. coil end, right-hand	1	703019	2 6
11	H.T. coil	1	703015	1 10 0
12	H.T. terminal pad	1	703013	2
13	H.T. terminal spring	1	703012	1
14	H.T. terminal felt washer	1	703011	2
15	H.T. terminal	1	703010	1 0
—	H.T. terminal cover	1	703086	7
16	Screw, L.T. lead	1	703026	2
17	Brass washer	1	703027	1
18	Lockscrew, point bracket	1	703025	2
19	Brass washer	1	703024	2
20	Insulating washer	1	703023	1
21	Point bracket	1	703022	2 3
22	Point bracket adjuster cam	1	703166	6
23	Insulating pad	1	703165	4
24	Condenser box	1	703168	4 6
—	" " assembly complete	1	703169	18 6
25	Condenser	1	703006	4 9
26	" box fixing stud	2	703029	3
27	Washer for stud	2	703030	1
28	Nut for stud	2	703031	2
29	Flywheel cover clip	3	703066	4
—	Cotter for clip	3	703067	1
30	Cover joint ring	1	703157	9
—	" badge washer	1	703158	3
—	Armature plate assembly with lighting and ignition coils	1	703159	5 10 0
—	Armature vent tube	1	703160	6
—	Coil and screw, $\frac{1}{8}$ " dia.	2	703064	3
—	" " " $\frac{3}{16}$ " dia.	2	703074	3
—	H.T. lead complete	1	703061	4 0
—	Armature plate fixing screws	4	703063	3

Carburettor — VILLIERS TYPE S.24

K7 CAPTAIN, K7C COTSWOLD, J9 COMMANDO



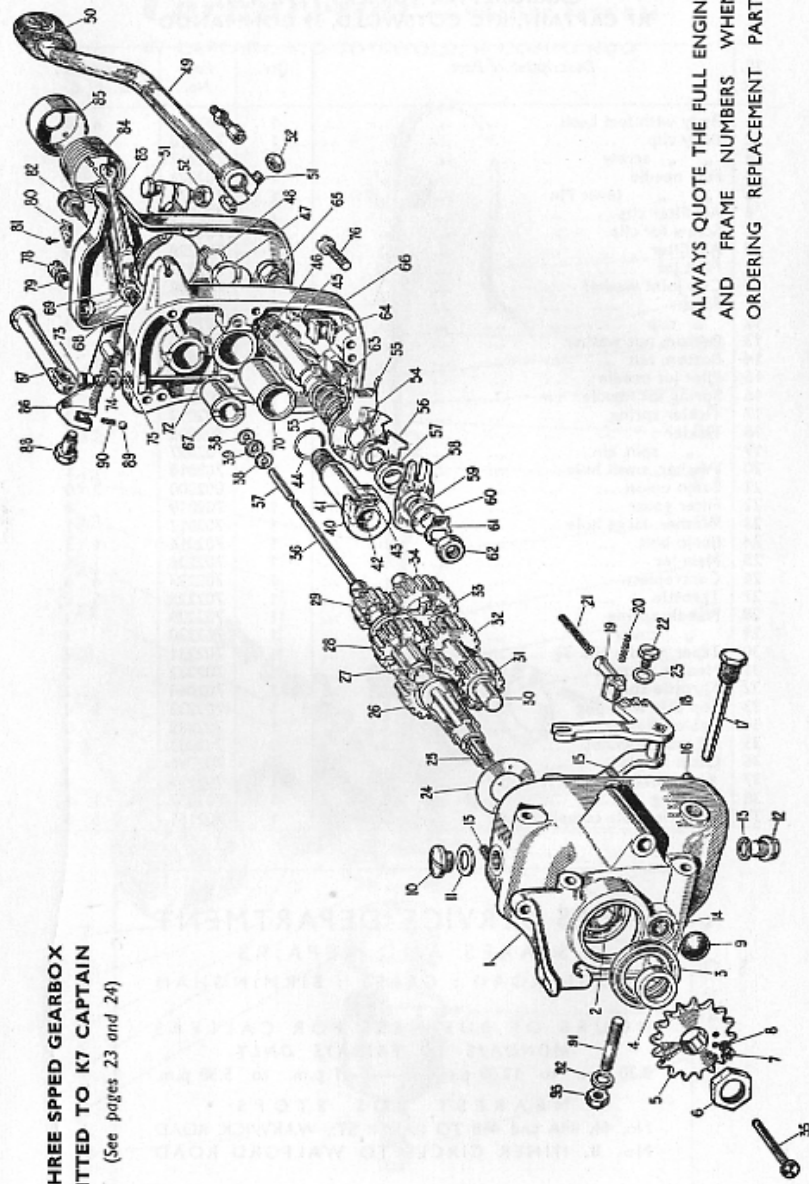
CARBURETTOR VILLIERS TYPE S.24 K7 CAPTAIN, K7C COTSWOLD, J9 COMMANDO

Ill. No.	Description of Part	Qty.	Part No.	Price each £ s. d.
1	Body with fuel bush	1	702216	1 6 0
2	Body clip	1	702098	2 3
3	" " screw	1	702217	5
4	Fuel needle	1	702021	10
5	" " lever Pin	1	702078	3
6	Air filter clip...	2	702218	2
7	Screw for clip	2	702219	2
8	Air filter	1	702220	11 0
9	Pilot jet	1	702221	1 0
10	Cup joint washer	1	702108	2
11	Float	1	702222	5 0
12	" cup	1	702223	3 0
13	Bottom nut washer	1	702030	1
14	Bottom nut	1	702263	1 3
15	Pilot jet needle	1	702224	9
16	Spring for needle	1	702225	2
17	Tickler spring	1	702012	2
18	Tickler	1	702002	9
19	" split pin	1	702027	1
20	Washer, small hole	1	702018	1
21	Banjo union	1	002000	2 0
22	Filter gauze	1	702019	8
23	Washer, large hole	1	702017	1
24	Banjo bolt	1	702016	1 3
25	Main jet	1	702226	6
26	Centrepiece	1	702227	4 6
27	Throttle	1	702228	5 0
28	Needle spring	1	702229	3
29	" collar	1	702230	2
30	Taper needle No. 3½	1	702231	9
31	Needle adjuster	1	702232	6
32	Throttle spring	1	702064	3
33	Top disc with peg	1	702233	2 0
34	Cable adjuster	1	702032	8
35	Adjuster locknut	1	702033	1
36	Cable nipple	1	702091	1
37	" cover	1	702234	4
38	Top ring	1	702057	1 6
39	Throttle cable complete	1	702151	5 0

JAMES SERVICE DEPARTMENT
SPARES AND REPAIRS
GOUGH ROAD : GREET : BIRMINGHAM

HOURS OF BUSINESS FOR CALLERS
MONDAYS TO FRIDAYS ONLY
8.30 am. to 12.30 p.m. — 1 p.m. to 5.30 p.m.

NEAREST BUS STOPS
No. 44, 44A and 44B TO BAKER ST., WARWICK ROAD
No. 8, INNER CIRCLE TO WALFORD ROAD



**THREE SPEED GEARBOX
FITTED TO K7 CAPTAIN**
(See pages 23 and 24)

ALWAYS QUOTE THE FULL ENGINE
AND FRAME NUMBERS WHEN
ORDERING REPLACEMENT PARTS

Gearbox — THREE SPEED — K7 CAPTAIN

(Illustration on page 22)

III. No.	Description of Part	Qty.	Part No.	Price each £ s. d.
1	Gearbox, bushed	1	704050	2 10 0
2	Journal bearing	1	700297	15 9
3	Oil seal	1	704003	3 0
4	Sprocket distance piece	1	704015	1 3
5	" standard, 15 teeth	1	704052	6 0
5	" alternative, 17 teeth	1	704053	6 0
6	locknut	1	700295	1 0
7	Screw for locknut	1	700050	2
8	Spring washer	1	700203	1
9	Sealing disc	1	700710	3
10	Oil filler plug	1	700255	1 3
11	Washer for plug	1	700281	1
12	Oil drain plug	1	700254	1 3
13	Washer for plug	1	702030	1
14	Layshaft bush	1	700234	5 0
15	Stud for end plate	3	700247	3
16	Dowel	2	700030	3
17	Selector pivot pin	1	704054	2 0
18	" quadrant	1	704055	1 0 0
19	" plunger	1	704056	5 0
20	Plunger spring, short	1	704057	2
21	" long	1	704058	2
22	Oil level plug	1	700257	3
23	Washer for plug	1	700283	1
24	Bearing sealing washer	1	700298	4
25	Mainshaft	1	700301	1 0 0
26	High gear pinion	1	704059	1 0 0
27	Pressure washer	1	700332	9
28	Mainshaft sliding pinion	1	700302	11 0
29	" fixed pinion	1	700303	7 6
30	Layshaft	1	700307	17 6
31	" fixed pinion	1	700304	7 6
32	" sliding pinion	1	700306	11 0
33	Sliding gear operator	1	700329	2 6
34	Ratchet pinion	1	700308	18 6
35	Push rod, headed	1	700250	9
36	Push rod, long	1	700262	8
37	" short	1	700263	5
38	Steel washer	2	700265	1
39	Felt washer	1	700388	1
40	Kickstart shaft, bushed	1	700312	1 4 0
41	" pawl	1	700309	1 9
42	" plunger	1	700310	4
43	Plunger spring	1	700311	1
44	Sealing ring	1	704060	8
45	Operating spindle	1	700335	14 0
46	Sealing ring	1	704061	8
47	Pressure washer	1	700220	3
48	Spindle circlip	1	700126	2
49	Foot change lever	1	700349	10 0
50	Rubber for lever	1	700320	1 6
51	Bolt for foot lever	2	700318	8
52	Nut for bolt	2	700319	4
53	Ratchet spring	1	700344	6
54	Operating pawl	1	704062	12 0
55	" spring	1	700343	1 0
56	" spindle plate	1	704063	2 0
57	" distance piece washer	1	700337	5

THREE-SPEED GEARBOX — continued

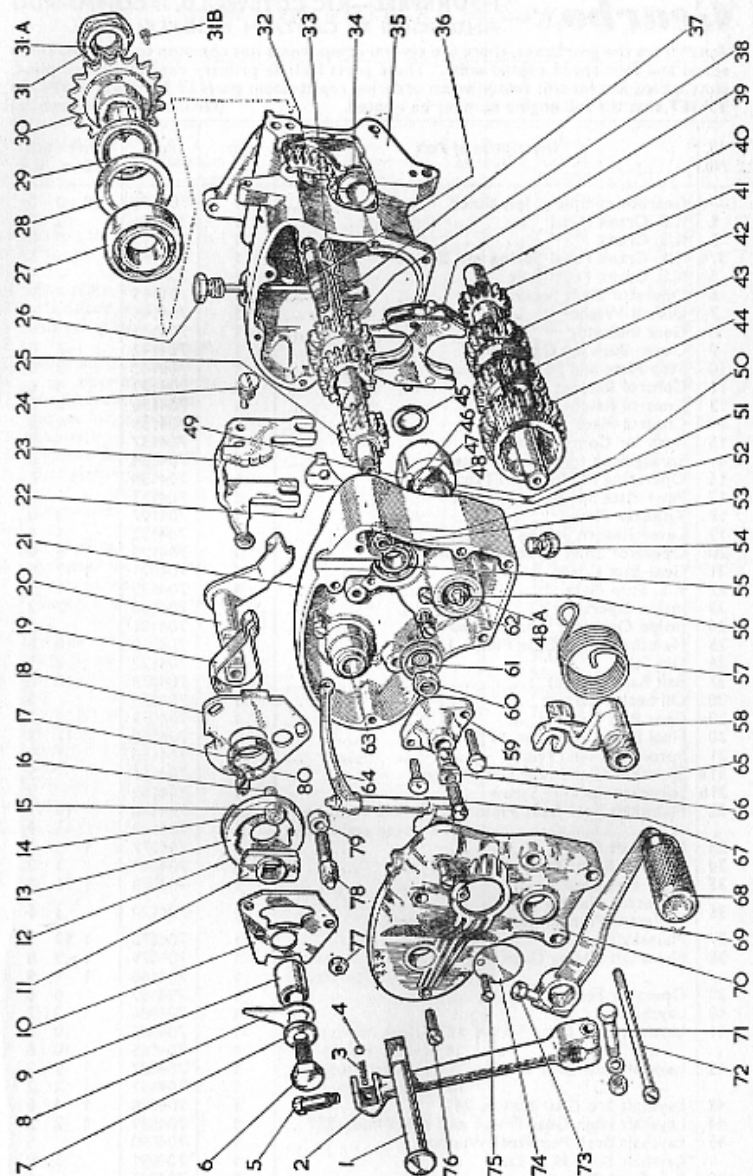
Ill. No.	Description of Part	Qty.	Part No.	Price each £ s. d.
58	Operating lever	1	700347	9 0
59	" spindle shim	as reqd.	700338	2
60	" " washer	1	700339	1
61	" lockwasher	1	700340	2
62	" nut	1	700341	4
63	Stop pin	1	700348	2 0
64	Plunger box	1	704064	3 6
65	" " nut	1	704065	1 0
66	End plate, bushed	1	704066	1 15 0
67	Mainshaft bush	1	700233	8 0
68	Adjuster bush	1	700330	8
69	" " locknut	1	700331	3
70	Bush kickstart shaft	1	704067	4 0
71	" operating spindle	1	700232	4 0
72	Kickstart stop piece	1	700333	9
—	Screw for stop piece	1	700334	2
73	Dipstick	1	700290	1 9
74	Washer for dipstick	1	702283	1
75	End plate nut	3	700286	4
76	" " screw	3	700251	4
77	Dust cover	1	700210	10 6
78	" " screw	3	700292	3
79	Washer for screw	3	90009	1
80	Adjuster locking plate	1	700284	3
81	Fixing screw	2	900155	1
82	Clutch adjusting screw	1	700261	1 9
83	" lever	1	700260	3 0
84	Return spring	1	700326	1 0
85	Cap for spring	1	700325	1 3
86	Kickstart lever	1	700313	11 0
87	" pedal	1	700314	5 0
88	Pedal pivot pin	1	700315	7
89	Ball for pivot pin	1	000371	1
90	Spring for ball	1	700317	1
91	Stud	1	700244	3
92	Washer	1	900044	1
93	Nut	1	700197	2

Gearbox — FOUR SPEED—K7C COTSWOLD, J9 COMMANDO AND SOME K7 CAPTAIN MODELS

Apart from the gearboxes, there are several components not common to both the three speed and four speed engine units. These parts include primary chaincase, back plate, clutch, etc., and for this reason when ordering replacement parts **IT IS VERY IMPORTANT** that the full engine number be quoted. (see illustration on page 26)

Ill. No.	Description of Part	Qty.	Part No.	Price each £ s. d.
—	Gearbox complete, less clutch	1	704181	18 0 0
1	K.S. Crank Pedal	1	704116	2 3
2	K.S. Crank	1	704115	9 0
3/4	K.S. Crank Pedal Spring and Ball	1	704118	5
5	K.S. Crank Pedal Bolt	1	704117	9
6	Operator Shaft Securing Pin	1	704145	9
7	Dished Washer	1	704144	9
8	Gear Indicator	1	704143	9
9	Outer Bush for Operator	1	704142	3 0
10	Stop Plate and Spring Retainer	1	704140	3 0
11	Control Ratchet Female	1	704139	4 6
13	Control Ratchet Male	1	704136	6 0
14	Control Plate	2	704135	2 3
15	Bush for Control Plate Pin	1	704137	3
—	Spring Stop for Control Plate	1	704134	6
16	Operating Pin for Pawl Plate	1	704138	6
17	Pawl Plate Spring	1	704133	9
18	Adjuster Plate	1	704127	3 0
19	Lever Return Spring	1	704132	1 6
20	Operator Shaft (Complete with lever)	1	704125	6 0
21	Gear Box Cover	1	704071	1 17 6
22	K.S. Stop Plate	1	704092	1 6
23	Inside Operator	2	704100	7 2
24	Inside Operator Anchor Pins	1	704101	6
25	Mainshaft High Gear Pinion 15T	1	704080	10 6
26	Dip Stick	1	704122	2 3
27	Ball Race (Large)	1	704075	16 2
28	Oil Seal Retainer	1	704074	5
29	Gear Box Oil Seal	1	704073	2 3
30	Final Drive Sprocket, 17T.	1	704149	11 3
31	Sprocket Gland Nut	1	704150	1 9
31a	Sprocket Gland Nut Felt Washer	1	704151	5
31b	Sprocket Locking Screw	1	704152	2
32	Mainshaft Low Gear Pinion 26T (close ratio box)	1	704076	15 9
"	" " 27T (wide ratio box)	1	704162	15 9
33	Mainshaft Sleeve	1	704077	1 6 3
34	Layshaft Bush (Box)	1	704084	3 0
35	Gear Box Case	1	704070	1 16 0
36	Selector Plunger	1	704120	3 5
"	Selector Plunger Box — Assembled	1	704120	3 5
37	Mainshaft	1	704078	1 13 0
38	Mainshaft Sliding Gear, 21T and 18T (close ratios)	1	704079	1 9 8
"	" " 23T and 18T (wide ratios)	1	704166	1 9 8
39	Operator Fork	1	704102	5 8
40	Layshaft	1	704086	1 2 2
41	Layshaft Low Gear Pinion, 16T (close ratios)	1	704085	10 6
"	" " 14T (wide ratios)	1	704165	10 6
42	Layshaft 2nd Gear Pinion, 21T (close ratios)	1	704087	1 2 2
"	" " 18T (wide ratios)	1	704167	1 2 2
43	Layshaft 3rd Gear Pinion, 24T	1	704088	1 4 0
44	Layshaft High Gear Pinion and K.S. Pinion 27T	1	704089	1 2 2
45	Layshaft Bush Pen Steel Washer	1	704090	5
"	"Layshaft Bush (K.S. End)	1	704091	3 0
46	K.S. Pawl Plunger	1	704095	6
47	K.S. Pawl Plunger Spring	1	704096	5

4 SPEED GEARBOX — K7 CAPTAIN, K7C COTSWOLD, J9 COMMANDO



FOUR SPEED GEARBOX — continued

Ill. No.	Description of Part	Qty.	Part No.	Price each £ s. d.
48	K.S. Shaft	1	704097	1 1 9
48a	K.S. Shaft Bush	1	704099	5 3
49	K.S. Pawl	1	704094	3 0
51	K.S. Oil Seal Ring	1	704098	9
52	Selector Plunger Spring	1		
53	Selector Plunger Box Washer and Nut	1	704121	5
54	Drain Plug	1	704123	9
55	Ball Race (Small)	1	001333	11 8
56	Grease Nipple	2	704131	9
57	K.S. Return Spring	1	704114	1 6
58	Short Control Lever	1	704130	5 3
59	Bearing Cap	1	704106	5 3
60	Mainshaft Nut, Left Hand Thread	1	704083	6
61	Oil Thrower	1	704082	1 6
62	K.S. Stop Plate Pin	1	704093	3
63	Operator Bush	1	704124	3 0
64	Clutch Lever	1	704111	6 9
65	Bearing Cap Pins, 1" x 1/4" Hex.	1	704107	5
	3/8" x 1/2" Hex.	1	704108	5
66	Clutch Lever Adjuster Sleeve and Ball	1	704109	2 3
67	Clutch Lever Adjuster Pin	1	704110	9
68	Foot Change Rubber	1	704148	1 6
69	Foot Change Lever	1	704146	6 9
70	Gear Box Cap	1	704072	15 0
71	K.S. Crank Pinch Pin, Nut	1	704119	9
72	Cover Pins, 3" x 1/2" Ch.	4	704103	6
	1 1/2" x 1/4" Ch.	2	704104	6
	3/8" x 1/4" Ch.	3	704105	6
73	Clip Bolt for Lever	1	704147	3
74	Inspection Cover	1	704112	5
75	Inspection Cover Pin	1	704113	2
77	Nut for Adjuster Plate Pin	2	704141	2
78	Adjuster Plate Pin	2	704129	9
79	Bush for Adjuster Pin	2	704128	2
80	Spring Stop for Adjuster Plate	1	704126	3

*Not supplied separately.

IMPORTANT : The following engine components fitted to 4-speed models differ from those listed for engines with 3-speed gearboxes.

Ill. No.	Description of Part	Qty.	Part No.	Price Each £ s. d.
—	Chaincase inner half	1	704156	1 10 0
—	Clutch centre assembly	1	704157	1 10 0
—	Push rod headed	1	700747A	9
—	* " " long 7 1/2"	1	704158	8
—	* " " " 7 1/4"	1	704159	8
—	* " " " 7 1/8" } alternatives	1	704160	8
—	* " " " 7 3/8"	1	704161	8
—	Mainshaft nut	1	704211	6
—	" " washer (spring)	1	704163	1
—	Gearbox stud top left	1	704179	5
—	" " " top right	1	704180	5
—	" " " bottom	2	700090	3
—	" " " nut	3	700197	2
—	" " " nut	1	700091	2
—	" " " washers	4	900044	3

* Alternatives — state length when ordering

Lighting

AC-DC BATTERY RECTIFIER SET, K7 CAPTAIN

Description of Part	Qty.	Part No.	Price each £ s. d.
HEADLAMP complete less speedometer	1	701704	
Fixing bolt, lamp brackets	2	701531	
Bracket washer	2	701532	
Sealed beam light unit	1	701566	
Chromed headlamp rim	1	701564	
Spring clip (light unit fixing)	5	701565	
Headlamp rim clip	1	701701	
" " screw	1	701702	
Main bulb adaptor	1	701568	
Pilot bulb adaptor with lead	1	701699	
Main bulb 6 v. 24/24 w. pre-focus	1	701642	
Pilot bulb 6 v. 3 w.	1	701636	
Switch complete	1	701573	
" spring clip	1	701519	
" rubber ring	1	701520	
" handle	1	701559	
" centre screw	1	701560	
Wiring harness complete	1	701703	
" " rubber grommet	1	701700	
Cable connector	1	002499	
Dipswitch and horn button	1	000586	
Ammeter	1	701516	
Rubber ring for ammeter	1	701517	
Beading, headlamp	1	003069	
TAIL LAMP complete	1	002674	
Rubber moulding	1	701679	
Back plate	1	701680	
Bulb holder	1	701681	
Lead assembly	1	701682	
Backplate fixing screw	3	701683	
Shakeproof washer	3	701684	
Hex nut	3	701685	
Red plastic lens	1	701686	
Lens fixing screws	2	701687	
Rubber washers	2	701688	
White plastic window	1	701689	
Bulb, 6 volt 18/3 watt.	1	701638	
RECTIFIER and cables	1	000463	
Bolt, $\frac{3}{8}$ " x 26 t.p.i.	4	900165	
Insulator	4	000465	
Fibre washer	4	900168	
Shakeproof washer	4	900006	
Hex nut $\frac{3}{8}$ " x 26 t.p.i.	4	900016	
BATTERY, Lucas type PUZ7E-9	1	002835	
HORN, complete with bracket... ..	1	003161	
Cable terminal	—	002706	

NOTE : Prices of electrical equipment available upon application.

DIRECT AC SET—EXTRA ON K7C COTSWOLD AND J9 COMMANDO

(For use with magnetos having one lighting cable only).

Description of Part	Qty.	Part	Price each £ s. d.
Headlamp complete	1	701540	
Chrome rim	1	701541	
Wire, glass fixing	4	701542	
Packing ring	1	701543	
Glass	1	701544	
Main bulb holder	1	701545	
Pilot bulb holder	1	701546	
Reflector	1	701547	
Lighting switch	1	701548	
Dipper switch (bakelite)	1	701549	
Cable grommet	1	701550	
Lamp fixing screw	1	701551	
Plain washer	1	701552	
Shakeproof washer	1	900006	
Rim catch spring	1	701554	
Rim catch	1	701555	
Terminal sleeve	3	701556	
Battery contact	1	701557	
Main bulb, 6 V.—30/30 Watt S.B.C.	1	701634	
Pilot bulb, 3½ V.—15 amp. M.E.S.	1	701677	
Cable harness	1	701558	
Switch handle assembly	—	701559	
Switch handle screw	—	701560	
Tail lamp	—	002345	
Front assembly	—	701579	
Body assembly	—	701578	
Rubber grommet	—	703041	
Bulb, 6 V.—3 watt M.B.C.	—	701636	

NOTE:—Prices of lighting equipment available upon application to Service Dept.

ADDITIONAL EQUIPMENT—K7, K7C, J9.

Model No.	Description of Part	Qty.	Part No.	Price each £ s. d.
K7	Pillion footrests complete	2	—	pr. 8 0
"	Footrest hanger	2	002203	1 9
"	Rubber	2	002204	1 9
"	Pannier frame, L.H.	1	002704	1 1 0
"	Pannier frame, R.H.	1	002705	1 1 0
"	Hex bolt $\frac{7}{16}$ " x 26 x 3½" long	2	900355	5
"	Spacer $\frac{1}{2}$ " dia. x 16 swg x $\frac{1}{4}$ " long	2	002826	3
"	Stop light set	1	002783	10 6
"	Pannier bags	2	002474	pr. 1 16 9*
"	Safety bar and leg shield complete... ..	1	003200	2 12 6
"	Windscreen	1	001411	1 11 6
"	Rear view mirror	1	002782	7 6
All	Licence holder	1	001966	3 0
"	Licence holder glass	1	001966G	6
K7C-J9	Bulb horn	1	000605	5 0
"	Lapel badge	—	—	1 3
"	Instruction book	—	—	2 0

* Purchase Tax on pannier bags 13/9.

JAMES ROTARY EXCHANGE SERVICE FACILITIES (U.K. ONLY)

ENGINE : When a complete engine overhaul becomes necessary, we will accept the old engine in part exchange providing it is complete with gear box, magneto and carburetter to normal specification, and supply a fully reconditioned unit in part exchange.
Price : 8E or 7E £24 0s. 0d. (4-speed £28 0s. 0d.)

CYLINDER : When a rebore is required, owners may exchange their old cylinder barrel for a reconditioned barrel complete with new piston and rings, providing old cylinder is clean and may be bored to .030" oversize.
Price : 8E or 7E £2 14s. 6d.

CRANKSHAFT : When a big end replacement is necessary, we will supply a reconditioned crankshaft assembly in part exchange for the original assembly.
Price £3 1s. 9d.

CLUTCH RECORKING : New clutch cork inserts will be fitted into existing plates providing plates are in good condition, at the following rates :
Recorking clutch sprocket or clutch plate 4/6 each

CARBURETTER : A reconditioned carburetter can be supplied for the old one complete.
Price £2 0s. 0d. Air filter extra at list price.

MAGNETO : Fully reconditioned magneto units including flywheel, backplate, coils, contact breaker, condenser, etc. can be supplied in exchange for discarded units complete.
Price £6 3s. 6d.

FORKS : When replacement fork bearings are required, we will fit and line reamer new bearings. The fork "H" assembly and steering stem only should be sent to the works. If the complete forks are returned, an additional charge will be made for dismantling.
Reconditioned fork "H" with new bearings £3 5s. 0d.
Complete replacement forks K7 £10 0s. 0d. K7C/J9 £11 0s. 0d.

BRAKE LININGS : An exchange service for brake shoes with new liners is available. The old brake shoes and liners should be returned complete.
Part exchange price 6/6 pair

FRAME : (K7—K7C) A damaged frame without pivoting fork and spring units may be exchanged for a reconditioned frame at... .. £7 14s. 0d.
(J9) Exchange frame complete with rear sub frame £8 8s. 0d.

TANKS : Reconditioned fuel tanks in part exchange—all models £4 4s. 0d.

WHEELS : Exchange front wheel complete less tyre (19" or 21") £4 10s. 0d.
Exchange rear wheel complete less tyre (19" or 21") £5 0s. 0d.

REAR SUSPENSION UNITS : (K7, K7C) Part exchange price £2 10s. 0d. pair

GUARANTEE AND TERMS OF BUSINESS

We do not appoint agents for the sale on our behalf of our motor cycles or other goods, but we assign to motor cycle dealers areas in which we supply to such dealers exclusively for re-sale in such areas. No such Dealer is authorised to transact any business, give any warranty, make any representation or incur any liability on our behalf.

CONDITIONS OF SALE AND GUARANTEE

We give the following guarantee with our motor cycles, motor cycle combinations, and sidecars, including all accessories and component parts other than tyres, saddles, chains, and lighting and electrical equipment, and other than accessories and component parts supplied to the order of the Purchaser and differing from those comprised in the standard specifications supplied with our motor cycles, motor cycle combinations and sidecars, but including accessories and parts supplied by way of exchange as hereinafter provided. This guarantee is given in place of any implied conditions or warranties or any liabilities whatsoever statutory or otherwise: no guarantee except that hereinafter contained and no conditions or warranty whatsoever statutory or otherwise is given or is to be implied, nor are we to be under any liability whatsoever except under the guarantee hereinafter contained. Any statement, description, condition, or representation contained in any catalogue advertisement, leaflet or other publication shall not be construed as enlarging, varying or overriding anything herein contained. In the case of machines (a) which have been used for "hiring out" purposes or (b) any motor cycle and/or sidecar used for any dirt track, cinder track or grass track racing or competitions (or any competition of any kind within an enclosure for which a charge is made for admission to take part in or view the competition) or (c) machines from which the trade mark, name or manufacturing number has been altered or removed or (d) any machines in which parts have been used not supplied by or approved by the motor cycle manufacturer, or (e) any machine from which the silencing system as fitted by the manufacturer has been partially or wholly removed or interfered with, no guarantee, condition or warranty of any kind statutory or otherwise is given or is to be implied nor are we to be under any liability whatsoever in respect of any such machine.

We guarantee, subject to the conditions mentioned below, that all precautions which are usual and reasonable have been taken by us to secure excellence of materials and workmanship, but this guarantee is to extend and be in force for six months only from date of purchase, or date of exchange in case of any accessory or part supplied by way of exchange as hereinafter provided, and damages for which we make ourselves responsible under this guarantee are limited to the free repair of or supply of a new part or accessory in exchange for the part of the motor cycle, motor cycle combination or sidecar or accessory which may have proved defective. We undertake, subject to the conditions mentioned below, to make good in manner aforesaid any part or accessory covered by this guarantee which has proved defective within the said period of six months. We do not undertake to replace or refix, or bear the cost of replacing or refixing any such new part or accessory in the motor cycle, motor cycle combination or sidecar. As motor cycles, motor cycle combinations and sidecars are easily liable to derangement by neglect or misuse, this guarantee does not apply to defects caused by wear and tear, misuse or neglect.

The term "misuse" shall include, amongst others, the following acts:

1. The attaching of a sidecar to a motor cycle in such a manner as to cause damage or calculated to render the latter unsafe when ridden.
2. The use of a motor cycle or of a motor cycle and sidecar combined, when carrying more persons or a greater weight than that for which the machine was designed by the manufacturers.
3. The attaching of a sidecar to a motor cycle by any form of attachment not provided, supplied, or approved by the manufacturers, or to a motor cycle which is not designed for such use.

We do not guarantee tyres, saddles, chains or lighting and electrical equipment or any accessories or component parts supplied to the order of the Purchaser differing from those comprised in the standard specifications supplied with our motor cycles, motor cycle combinations or sidecars. As regards all such tyres, saddles, chains, lighting and electrical equipment, accessories and component parts, no guarantee condition or warranty of any kind statutory or otherwise is given or is to be implied, and we are to be under no liability whatsoever in respect thereof.

CONDITIONS OF GUARANTEE.

If a defective part or accessory should be found in our motor cycles, motor cycle combinations or sidecars, or in any part or accessory supplied by way of exchange as before provided, it must be sent to us CARRIAGE PAID, and accompanied by an intimation from the owner that he desires to have it repaired or exchanged free of charge under our guarantee and he must also furnish us at the same time with the number of the machine, the date of the purchase or the date when the alleged defective part or accessory was exchanged as the case may be.

Failing compliance with the above, such articles will lie here at THE RISK OF THE OWNER, and this guarantee and any implied guarantee, warranty or condition shall not be enforceable.

We reserve the right to alter specifications and/or prices without notice.

REPAIRS.

Any motor cycle, motor cycle combination or sidecar sent to us to be plated, enamelled or repaired will be repaired upon the following conditions. I.e., we guarantee that all precautions which are usual and reasonable have been taken by us to secure excellence of materials and workmanship, such guarantee to extend and be in force for three months only from time such work shall have been executed, and this guarantee is in lieu and in exclusion of all conditions and warranties statutory or otherwise and all liabilities whatsoever and the damages recoverable are limited to the cost of any further work which may be necessary to amend and make good the work found to be defective.



James Publication No. S77C9/55/5M
April, 1955

PRINTED IN ENGLAND