

James

150

SCOOTER

**SPARE PARTS AND
ACCESSORIES
CATALOGUE**

PRICE 5/-

**JAMES MOTOR CYCLES LTD
GREET, BIRMINGHAM II**

Ordering from the Factory

Our Service Department handles a large volume of daily correspondence from all over the world and it is in the interests of our customers to provide detailed information so that our staff can deal with their orders promptly and efficiently.

Orders and any relevant correspondence should clearly state:

Name and Address.

Date and Order Number (if any).

Part number and description as in this catalogue.

Complete Frame Number of model for which spares are wanted.

Complete Engine Number, in addition to the Frame Number if engine spares are required.

If unable to quote part numbers, the old parts may be sent as patterns, with name and address securely attached. Old parts will not be returned unless specifically requested at the time of ordering.

Should a private owner find it necessary to write to us regarding an order placed with his local James stockist, he should clearly state all the above details **plus** the name and address of the stockist with whom the order was placed, the date the order was placed and if possible the date and order number of the stockist's order sent to us.

Payment

Orders for Spares and Repairs are always handled on a cash basis. Unless otherwise instructed, we will normally send spares by C.O.D. post (weight permitting) when remittance does not accompany the order. If desired, we will forward a pro-forma invoice and spares will be despatched on receipt of remittance.

All invoices under £10 will be surcharged by 5% (minimum 1/-) to cover packing and postage or carriage.

When remitting by telegraph money order, the name and address of the sender must be included in the space provided on the Post Office Requisition form for a private message from remitter to payee. Unless this is done the G.P.O. does not provide this information.

Please quote our Advice Note or Repair Docket Numbers in any correspondence relating to past spares or repairs.

James Scooter Spares

The James factory-to-dealer service is the quickest way for owners to obtain spares. James dealers hold stocks of most spares likely to be needed and if our dealer is unable to supply, we will execute an order from him by return — subject to stocks being available at the factory.

In emergencies — e.g. when touring or when the owner is unable to contact a James dealer, spares will be supplied direct against cash with order or C.O.D. Alternatively, we shall be pleased to put a James owner in touch with our nearest dealer.

Owners will assist James stockists by providing the following information when calling for spares.

Model and year of manufacture.

Frame and Engine numbers in full.

Old part as pattern, if possible.

Part number and description as in this catalogue.


- Group**
- 1 Front Fork**
 - 2 Frame and R/S**
 - 3 Wheels, hubs, brakes**
 - 4 Engine and Gearbox**
 - 5 Magneto and Lights**
 - 6 Carburetter**
 - 7 Sundries**
 - 8 Accessories**

JAMES MOTOR CYCLES LTD., BIRMINGHAM 11

Telephone: VICTORIA 2211
(5 lines)

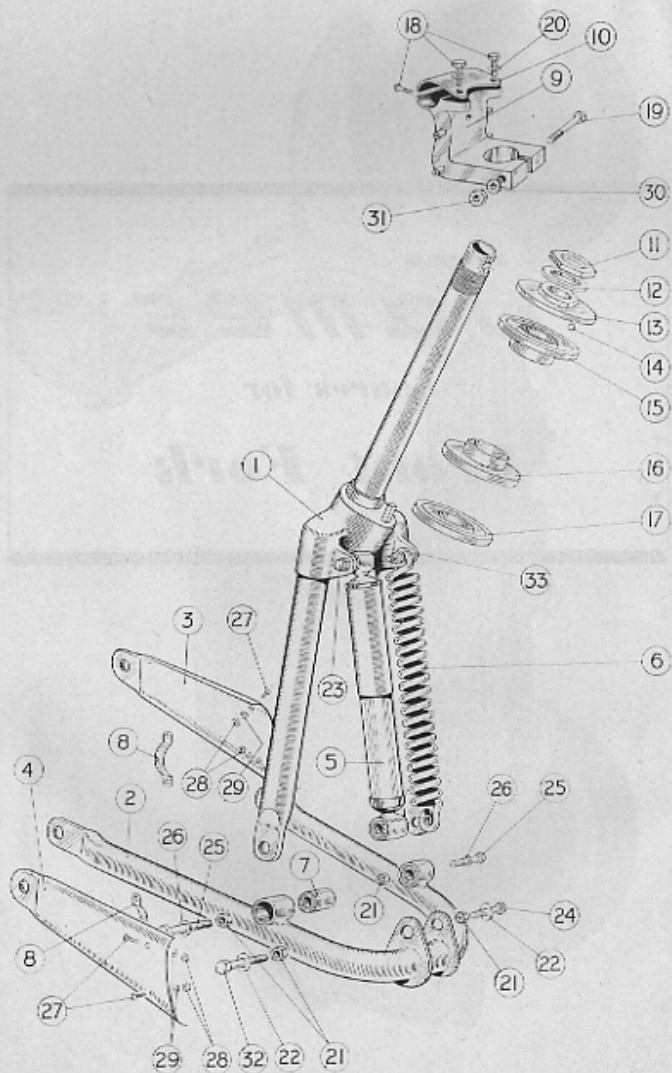
Telegrams: JAMES GREET BIRMINGHAM
(Telex)

Group **1**



150 SCOOTER

James
Spares for
Front Fork

1**Front Fork****Front Fork****1**

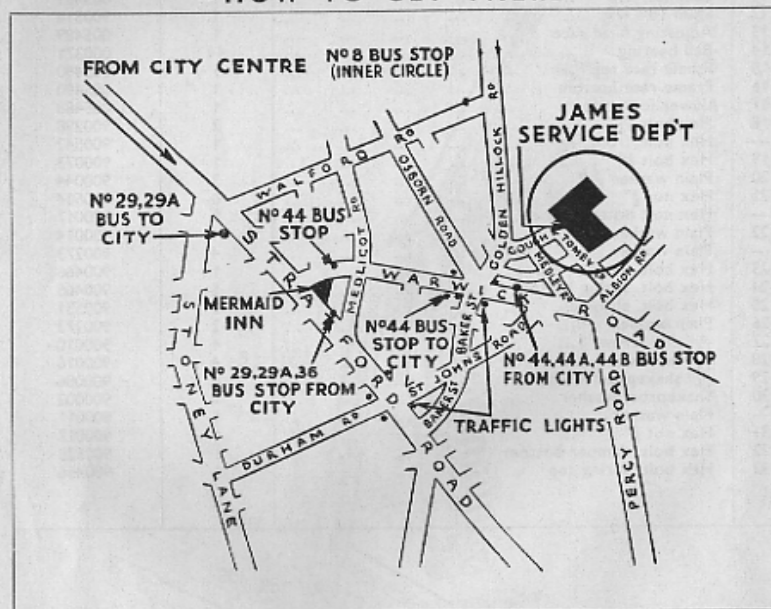
Ill. No.	Description of Part	Qty.	Part No.
1	Front fork	1	005469
2	Swing arm complete with bushes	1	004936
3	Swing arm cover R.H.	1	005576
4	Swing arm cover L.H.	1	005473
5	Damper unit	1	005335
6	Fork Spring	1	005010
7	Pivot bush	2	005338
8	Swing arm cover clip	2	005309
9	Handle bar head bracket	1	005584
10	" " clip } not sold separately	1	005583
11	Locknut	1	005491
12	Shim 18 s.w.g.	1	900514
13	Adjusting head race	1	005489
14	Ball bearing	44	000371
15	Frame race top	1	005490
16	Frame race bottom	1	005490
17	Lower fork race	1	005488
18	Hex bolt $\frac{7}{16}$ "	2	900298
—	Hex bolt, front, $\frac{1}{4}$ "	1	900542
19	Hex bolt $\frac{3}{8}$ "	1	900073
20	Plain washer $\frac{3}{16}$ "	3	900044
21	Hex nut $\frac{3}{8}$ "	6	900504
—	Hex nut, bottom spring, $\frac{3}{8}$ "	1	900017
22	Plain washer	4	900014
—	Plain washer	4	900273
23	Hex bolt, damper top	1	900466
24	Hex bolt, spring bottom	1	900465
25	Hex bolt, chrome	2	900531
26	Plain washer	2	900273
27	$\frac{3}{8}$ " c/h. screw	4	900010
28	$\frac{1}{2}$ " hex nut	4	900016
29	$\frac{3}{8}$ " shakeproof washer	4	900006
30	Shakeproof washer	1	900002
—	Plain washer	1	900011
31	Hex nut $\frac{3}{8}$ "	1	900017
32	Hex bolt, damper bottom	1	900523
33	Hex bolt, spring top	1	900456

James

Spares and Service Department

HOURS OF BUSINESS FOR CALLERS :
8.30 a.m. to 12.30 p.m. 1.30 p.m. to 5.30 p.m.
MONDAYS TUESDAYS WEDNESDAYS
THURSDAYS FRIDAYS
(Not Open on National Holidays)

— HOW TO GET THERE —



IMPORTANT

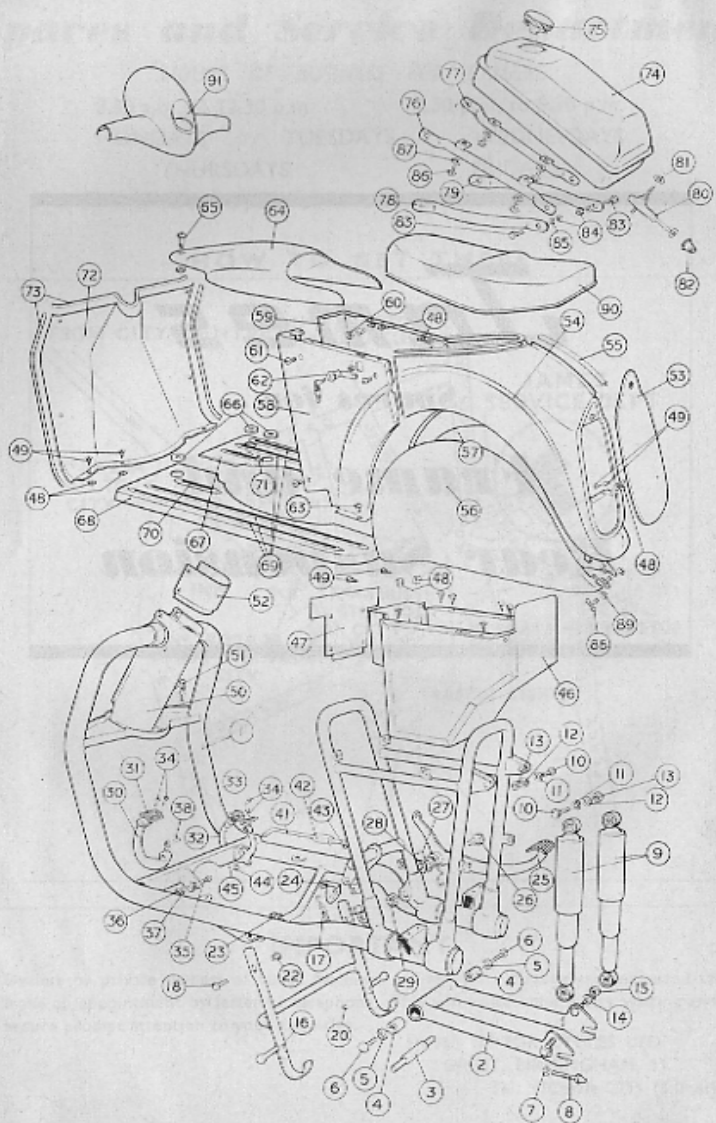
Dealers or private owners of James machines calling at the factory are requested to make an appointment by letter or telephone. This will avoid unnecessary waiting and ensure prompt attention to your enquiries.

JAMES MOTOR CYCLES LTD.
GREET, BIRMINGHAM, 11.
Tel. VICToria 2211 (5 lines)

Group **2**

James
Spares for
**Frame and
Rear Suspension**

Frame and Rear Suspension



Frame

Ill. No.	Description of Part	Qty.	Part No.
1	Main frame	1	005500
2	Swing arm complete with bushes and pivot tube ...	1	004932
3	Pivot tube	1	003415
4	Pivot bush	2	003526
5	Plain washer (pivot tube)	2	900030
6	Hex bolt (pivot tube) 1/2"	2	900384
7	Hex nut (chain adjuster lock)	2	900023
8	Chain adjuster bolt	2	900387
9	Damper unit	2	005334
10	Damper unit hex bolt 3/8"	2	900469
11	Damper unit shakeproof washer 3/8"	2	900002
12	Damper unit plain washer 3/8"	2	900011
13	Damper unit hex nut 3/8"	2	900017
14	Damper unit plain washer (btm) 5/16"	2	900009
15	Damper unit hex nut (btm) 7/16"	2	900000
16	Centre stand	1	005321
17	Centre stand spring	1	004944
18	Centre stand pivot bolt 3/8"	2	900198
20	Centre stand rubber buffer	2	002128
22	Centre stand shouldered nut	2	005319
23	Floor board support bracket L.H.	1	006182
24	Floor board support bracket R.H.	1	005004
25	Kick start pedal	1	005454
—	Kick start pedal rubber	1	005598
26	Kick start pedal pivot bolt	1	005208
27	Kick start pedal return spring	1	004945
28	Kick start pedal plain washer	1	900170
—	Kick start pedal shakeproof washer	1	900333
29	Kick start pedal pivot bolt nut	1	900081
30	Foot brake pedal	1	005466
—	Brake pedal spacer tube	1	005462
31	Foot brake pedal pad	1	005476
—	Foot brake pedal rubber	1	005597
32	Gear change pedal	1	005459
—	Gear change spacer tube	1	005462
33	Gear change pedal pads	2	005586
—	Gear change pedal rubbers	2	005596
34	Pedal pad screws	4	900510
35	Pedal pivot bolt	2	900069
36	Pedal pivot bolt nut	2	900504
37	Pedal pivot bolt washer	2	900011
38	Clevis pin	2	900188
41	Gear change rod front	1	005458
42	Gear change rod adjusting nut	1	005666
—	Locknut 3/8" B.S.C.	1	900021
43	Gear change rod rear	1	005668
44	Gear change rod washer, front	2	900273
—	"D" Shaped washer	1	900525
45	Gear change rod split pin	2	900513
46	Luggage compartment	1	005471
47	Battery plate	1	006187
48	Speed nuts	9	900496
49	Speed screws	7	900497
50	Steering column cover	1	005474

Frame

Ill. No.	Description of Part	Qty.	Part No.
51	Steering lock assembly	1	005699
—	Steering lock screw	1	900100
52	Steering top cover	1	005475
—	Screw $\frac{1}{4}$ " B.S.C.	4	900530
—	Shakeproof washer $\frac{1}{4}$ " dia.	4	900006
53	Rear number plate	1	005478
54	Rear mudguard	1	005331
—	Spring clip	2	004224
—	Rivet for clip	4	900401
—	Hex bolt $\frac{1}{4}$ " dia. B.S.C.	4	900054
—	Hex nut $\frac{1}{4}$ " dia. B.S.C.	2	900027
—	Plain washer	2	900008
—	Shakeproof washer	4	900004
55	Rear mudguard plastic strip	1	005659
56	Rear wheel spat L.H.	1	005469
57	Rear wheel spat R.H.	1	005470
—	Rear wheel spat beading	2	006498
58	Side panel L.H.	1	004921
59	Side panel R.H.	1	004922
—	Side panel screw $\frac{3}{16}$ "	2	900010
—	Side panel nut $\frac{7}{16}$ "	2	900016
—	Side panel shakeproof washer	2	900006
—	Side panel grommet btm	2	002376
—	Grommet spat fixing	2	002376
—	Grommet spat-fixing	2	004344
60	Hex nut side panel fixing	6	900026
—	"D"-shaped washer	6	900095
61	Cheesehead screw side panel fixing	6	900364
62	Luggage compartment lock assembly	1	005688
—	Luggage lock only	1	006525
—	Luggage lock latch	1	006524
63	Screw, centre panel to floor board	1	900404
64	Floorboard centre panel	1	005018
—	Rubber pad R.H.	1	006289
—	Rubber pad L.H.	1	006288
65	Oddie fastener (centre panel, front)	1	005029
—	Oddie fastener spring clip	1	004224
—	Oddie fastener rubber	1	004473
—	Spring clip spacer	2	006473
—	Self-tapping screws	2	900533
—	Rubber grommet	1	004259
—	Rear fastening screw	1	900364
—	Locking plate	1	004934
—	Fibre washer	1	900144
—	Plain washer	1	900009
—	Shakeproof washer	1	900003
—	Hex nut	1	900000
66	Rubber grommets	3	006161
67	Floor board R.H.	1	006167
68	Floor board L.H.	1	005347
69	Floor board treads, 27" long	3	005689
69	Floor board treads, 29" long	1	006198
70	Floor board treads, 6 $\frac{1}{2}$ " long	1	006199
71	Floor board treads, 4 $\frac{1}{2}$ " long	1	006200

Frame

Ill. No.	Description of Part	Qty.	Part No.
—	Push-on-fix clips	24	006252
—	Rivets for treads	24	790072
—	Solid Grommet	2	006272
—	Grommet tickler hole	1	004344
72	Front shield pressing	1	005349
73	Plastic beading (see page 35)	As Req.	005673
—	Self-tapping screws, front shield	4	900470
74	Petrol tank	1	005019
75	Filler cap	1	005678
—	Filler cap washer	1	790070
76	Petrol tank bracket top L.H.	1	005579
77	Petrol tank bracket top R.H.	1	005590
78	Petrol tank bottom stay L.H.	1	005588
79	Petrol tank bottom stay R.H.	1	005588
80	Petrol tap	1	005570
81	Petrol tap washer	1	006456
82	Rubber grommet	1	005027
83	Hex bolt tank stay	2	900527
84	Hex nut tank stay	4	900000
85	Plain washer	2	900044
—	Spacer tube	2	006159
—	Shakeproof washer	4	900003
—	Hex bolt	2	900171
—	Plain washer	2	900009
86	Hex bolt tank fixing	4	900054
87	Plain washer, "D"-shaped	4	900045
—	Rubber washer	4	004319
88	Wing oddie fastener	2	005026
89	Wing oddie fastener rubber bush	2	004260
90	Twin seat	1	005021
—	Twin seat fixing screws	4	900512
—	Twin seat stop strap	1	006264
—	Hex bolt	2	900437
—	Shakeproof washer	2	900004
—	Plain washer	4	900008
—	Hex nut	2	900027
—	Twin seat clip	1	005599
—	Twin seat clip screw	1	900404
—	Twin seat clip washer	1	900004
—	Twin seat clip nut	1	900027
91	Handlebar cover, complete	1	005031
—	Speed nut cover fixing	2	900496
—	Speed screw cover	2	900512
—	Speedo head	1	005552
—	Headlamp shell	* 1	006475
—	Handlebar cover	* 1	006487
—	Plastic beading	* 1	006500
—	C.H. screw $\frac{7}{16}$ " B.S.C.	* 4	900010
—	Shakeproof washer	* 4	900006
—	Plain washer	4	900141
—	Hex nut	4	900016
—	Engine support bracket front	1	004947

* Fitted to Scooters after Frame No. 361.

Handlebar covers complete, have same Part No. and are interchangeable.

Ill. No.	Description of Part	Qty.	Part No.
—	Hex bolt	2	900171
—	Plain washer	4	900009
—	Shakeproof washer	2	900003
—	Hex nut	4	900000
—	Engine steady R.H.	1	005664
—	Hex bolt	1	900069
—	Spacer (air filter cover)	1	900532
—	Plain washer	1	900011
—	Hex nut	1	900017
—	Engine steady L.H.	1	005661
—	Hex bolt	1	900393
—	Hex nut	1	900017
—	Rear engine to frame stud	1	900468
—	Hex nuts	2	900017
—	Shakeproof washer	1	900002
—	Plain washer	1	900011

IMPORTANT

ORDERS FOR SPARE PARTS SHOULD BE SENT IN LIST FORM ON ONE SIDE OF A SHEET OF PAPER AND NOT AS PART OF A LETTER.

THE COMPLETE FRAME AND ENGINE NUMBERS AS WELL AS PART NUMBERS AND DESCRIPTIONS SHOULD BE QUOTED ON EACH ORDER.

OLD PARTS SENT AS PATTERNS WILL BE SCRAPPED UNLESS CUSTOMER SPECIFIES OTHERWISE.

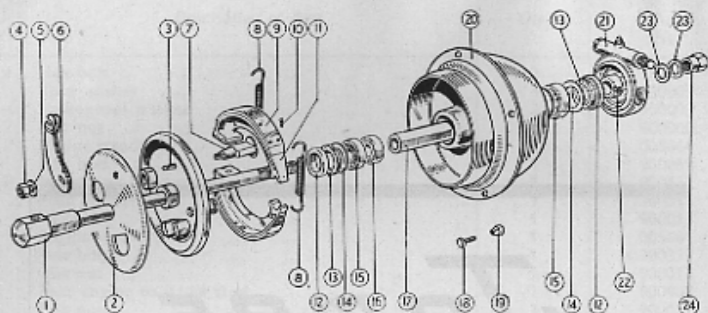
James

Spares for

Wheels, Hubs and Brakes

3 Front Wheel and Hub

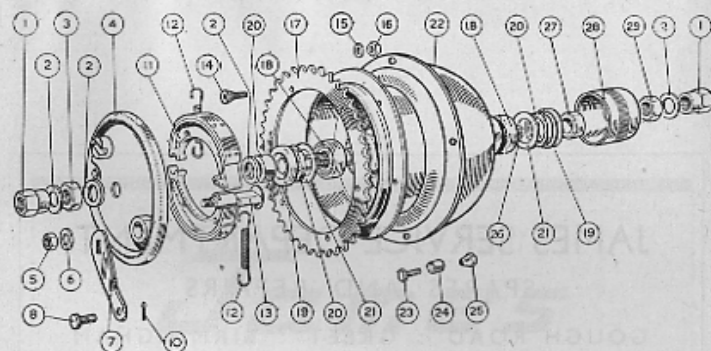
BREAKDOWN



Ill. No.	Description of Part	Qty.	Part No.
—	Front wheel pressing	1	005340
—	Front hub, complete	1	005327
1	Front spindle	1	005007
2	Domed cover	1	005001
—	Grommet	1	004909
3	Brake plate	1	004949
4	Hex nut	1	900000
5	Washer	1	003086
6	Cam lever	1	002924
7	Cam	1	001088
8	Brake shoe spring	2	000320
9	Brake lining	2	000314
10	Brake lining rivets	20	900145
11	Brake shoes complete	2	005368
—	Brake shoe slipper	2	005234
12	Enclosure cup	2	003006
13	Felt washer	2	003007
14	Enclosure washer	2	003005
15	Journal bearing	2	003008
16	Locating pressing	1	005305
17	Hub distance tube	1	005304
18	Hex bolt (wheel fixing)	6	900171
19	Hex nut, chamfered	6	900441
20	Hub shell	1	005012
21	Speedo gear box	1	005330
22	Spacer	1	001335
23	Washer	2	900115
24	Spindle nut	1	900047
—	Washer	1	900491

3 Rear Wheel and Hub

BREAKDOWN



Ill. No.	Description of Part	Qty.	Part No.
—	Rear wheel pressing	1	005340
—	Rear hub, complete	1	005328
1	Spindle nut	2	900047
2	Washer	4	900015
3	Hex nut	1	900422
4	Brake plate	1	005302
5	Hex nut	1	900000
6	Plain washer	1	900009
7	Cam lever	1	004933
8	Clevis pin	1	900188
10	Split pin	1	900121
11	Brake shoes	2	005368
12	Brake shoe spring	2	000320
13	Brake cam	1	001415
14	Sprocket fixing screw	6	900485
15	Sprocket fixing washer	6	900004
16	Sprocket fixing nut	6	900027
17	Sprocket	1	003729
18	Journal bearing	2	003008
19	Enclosure cup	2	003006
20	Felt seal	2	003007
21	Enclosure washer	2	003005
22	Hub shell	1	005017
23	Hex bolt (wheel fixing)	6	900061
24	Spacer	6	005308
25	Nut	6	900441
26	Spindle	1	005303
27	Spacer	1	001805
28	End cover	1	002980
29	Hex nut	1	900051
30	Spacer	1	001335
—	Brake shoe slipper	2	005234
—	Brake shoe lining	2	000314
—	Brake lining rivets	20	900145
—	Cam lever return spring	1	002854
—	Chain cover	1	005593

JAMES SERVICE DEPARTMENT

SPARES AND REPAIRS

GOUGH ROAD : GREET : BIRMINGHAM

HOURS OF BUSINESS FOR CALLERS

MONDAYS TO FRIDAYS ONLY

8.30 a.m. to 12.30 p.m.—1.30 p.m. to 5.30 p.m.

NEAREST BUS STOPS

No. 44, 44A and 44B TO BAKER ST., WARWICK RD.

No. 8, INNER CIRCLE TO WALFORD RD.

James

Spares for

Engine and

Gearbox

III. No.	Description of Part	Qty.	Part No.
1	Clutch spring stud	5	541382
2	Clutch spring cups	5	541392
3	Clutch spring	5	541353
4	Clutch spring adjuster nut	5	541383
5	Clutch back plate nut	5	541370
6	Clutch back plate	1	545252
7	Clutch sprocket	1	545272
8	Clutch roller cage	1	541367
9	Clutch rollers	12	541366
10	Clutch race plate	1	545162
11	Clutch centre	1	545161
12	Clutch friction plate	2	545250
13	Clutch plain plate	2	545249
14	Clutch friction front plate	1	545251
15	Clutch pressure plate, front	1	545165
—	Clutch complete	1	545191
16	Gearbox to chaincase paper washer	2	516138
17	Chaincase inner assembly	1	545139
—	Chaincase inner oil seal	1	545103
18	Front chain cover rubber seal 27½"	1	545039
19	Primary chain	1	704185
20	Front chain cover	1	545132
21	Chain cover nut (trapped)	1	523146
23	Chain cover washer	1	545057
—	Chain cover washer, steel	1	900008
24	Chain cover screw	1	500070
—	Oil level plug	1	900158
—	Oil level plug washer	1	900144
25	Cylinder head gasket	1	545025
26	Cylinder base gasket	1	545027
27	Sparking plug H.L.N.	1	005733
28	Cylinder head bolt	2	545063
29	Cylinder head	1	545024
30	Cylinder head stud	2	545071
31	Cylinder head steel washer	4	500011
32	Cylinder barrel	1	545044
—	Cylinder barrel stub sleeve	1	545031
33	Engine sprocket	1	545058
—	Engine sprocket lockwasher	1	541599
34	Engine sprocket nut	1	500230
35	Chaincase inner gasket	1	545026
36	Shim engine sprocket	As Req.	541192
37	Crankcase drive side oil seal	1	545032
38	Engine sprocket spacer	1	545019
39	Crankshaft bearing loc. circlip	1	545041
40	Crankcase D.S. ball bearings	2	541523
41	Drive side bearing spacer	1	545018
42	Back half fixing screw	3	500440
43	Back half fixing screw washer	3	523107
—	Back half dowel bolt	2	545254
—	Dowel bolt washer	2	514117
44	Crankcase halves, R.H. / L.H. (sold in pairs)	1 pair	545009
45	Crankshaft driving side	1	545129
46	Crankshaft timing side	1	545128

III. No.	Description of Part	Qty.	Part No.
—	Crankshaft assembly	1	545131
47	Generator rotor key	1	500572
48	Crankcase stud 4⅜"	2	545050
49	Crankcase R.H. (see illustration 44)	—	—
—	Crankcase drain plug	2	540137
—	Crankcase drain plug washer	2	541123
50	Washer crankcase stud	12	500011
51	Nut for crankcase stud	12	500004
52	Cylinder base stud nut	4	541124
53	Cylinder base stud spring washer	4	541010
54	Cylinder base stud	4	500272
55	Crankcase T.S. roller bearing	1	545010
56	Crankcase T.S. oil seal	2	545022
57	Generator crankcase spacer washer	1	545124
58	Generator studded nut	2	545059
59	Generator rotor washer	1	500010
60	" " nut (L.H. thread)	1	545021
61	" " back plate assembly	1	545121
62	" " cover	1	545125
63	Piston ring, chrome (top)	1	545015
—	" " " " .015" O/S	1	545082
—	" " " " .030" O/S	1	545086
64	Piston ring (bottom)	1	545016
—	" " " " .015" O/S	1	545083
—	" " " " .030" O/S	1	545087
—	Piston complete standard	1	545106
—	" " " " .015" O/S	1	545107
—	" " " " .030" O/S	1	545108
65	Piston only standard	1	545014
—	" " " " .015" O/S	1	545080
—	" " " " .030" O/S	1	545084
66	Piston gudgeon pin circlip	2	541481
67	Small end bush	1	541575
68	Gudgeon pin	1	545109
69	Con rod, assembled	1	545013
70	Crankpin	1	545020
71	" " roller cage	1	541434
72	" " " "	8	541137
73	Footchange lever bolt	1	540105
74	" " " assembled	1	545118
75	" " " bolt washer	1	545062
76	" " " nut	1	500005
77	Sprocket pinch bolt	1	500367
78	Starter sprocket	1	545243
79	" " bolt nut	1	500004
—	" " sprocket bolt washer	1	500011
80	" " shaft "O" ring	1	540006
81	" " layshaft bush	1	545203
82	" " shaft	1	545202
83	" " bush inner	1	545186
84	" " " spring	1	545209
85	" " " pin	1	545206
86	" " plate rivet	1	545208
87	" " stop plate	1	545207

Ill. No.	Description of Part	Qty.	Part No.
88	Kickstart pawl	1	545205
89	Mainshaft bearing	1	512545
90	Bearing locking ring	1	541280
91	Kickstart return spring	1	540043
92	Push rod	1	545239
93	Clutch lever pivot pin circlip	1	541285
94	" " " "	1	545185
95	" " " "	1	545197
96	" adjusting screw	1	541348
97	" " nut	1	500080
98	" operating bush	1	545184
99	" roller	1	510831
100	Gearbox outer cover	1	545167
101	" " fixing screw	5	545214
102	" drain and level plug	1	512019
103	" plug washer	1	541055
104	" outer cover gasket	1	545210
105	Footchange ratchet shaft "O" ring	1	540006
106	Dowel gearbox cover inner	2	545188
107	Footchange stop piece rivet	2	545181
108	" " piece	1	545180
109	" pawl carrier bush	1	545215
110	Gearbox inner cover	1	545179
111	" " gasket	1	545211
112	Footchange ratchet shaft	1	545226
113	" pedal return spring	1	545266
114	" ratchet spring	1	545237
115	" ratchet	1	545231
116	" actuating plate	1	545232
117	" segment shaft	1	545271
118	" " " " "O" ring	2	540079
119	Striker shaft	1	545238
120	Selector fork	1	545151
121	Camplate plunger	1	545257
122	" " spring	1	545153
122	" " bolt	1	545154
123	Footchange ratchet shaft bush	1	545174
124	Gearbox sprocket nut	1	541660
125	" lockwasher	1	541661
126	" " "	1	541687
127	" spacer	1	545166
128	Sleeve gear oil seal	1	541267
129	" bearing	1	521598
130	" " "	1	545168
131	Mainshaft 2nd gear	1	545114
132	" 1st " "	1	545190
133	" 1st " circlip	1	511111
134	" nut (bearing)	1	541265
135	Mainshaft	1	545182
136	Layshaft 3rd gear circlip	1	511111
137	Clutch fixing nut	1	500002
138	" spring washer	1	500194
139	Layshaft	1	545183
140	" 3rd gear	1	545194

Ill. No.	Description of Part	Qty.	Part No.
141	Layshaft 2nd gear	1	545115
142	" 1st gear (ratchet pinion)	1	545199
143	Gearbox layshaft bush	1	545173
144	Gearbox layshaft end cap	1	541682
145	" to crankcase stud 3"	1	545047
—	" " " 3½"	1	545055
146	Crankcase stud washer	12	500011
147	" nut	12	500004
148	Gearbox inner cover fixing stud	5	545212
149	" " nut	5	545213
150	" " dowel	2	545188
151	" shell	1	545172
152	Oil filler plug and dipstick washer	1	517504
153	" " " "	1	545229
154	Kickstart chain	1	005573
155	Connecting link	1	790001
156	Carburettor spacer	1	545033
—	" bolt	1	545061
—	" bolt, long head	1	545116
—	" bolt washer	2	500011
157	Double ended stud 3½"	1	545051
158	" " 4½"	1	545050
159	" " 3¼"	1	545051
160	Front chain inspection cover screw	1	522632
161	" " cover	1	545245
162	" " washer	1	545248
—	" " fibre washer	1	900477
—	" " strap	1	545246
—	Layshaft 1st gear shim — 20 thou.	1	545255
—	" 1st " — 40 thou.	A.R.	545256
—	Footchange pedal shaft shim, .015" o/s	1	545268
—	Crankcase drain plug	2	540137
—	" drain plug washer	2	541123


*It pays to fit Genuine James Spare Parts
and Accessories*

IMPORTANT

ORDERS FOR SPARE PARTS SHOULD BE SENT IN LIST FORM ON ONE SIDE OF A SHEET OF PAPER AND NOT AS PART OF A LETTER.

THE COMPLETE FRAME AND ENGINE NUMBERS AS WELL AS PART NUMBERS AND DESCRIPTIONS SHOULD BE QUOTED ON EACH ORDER.

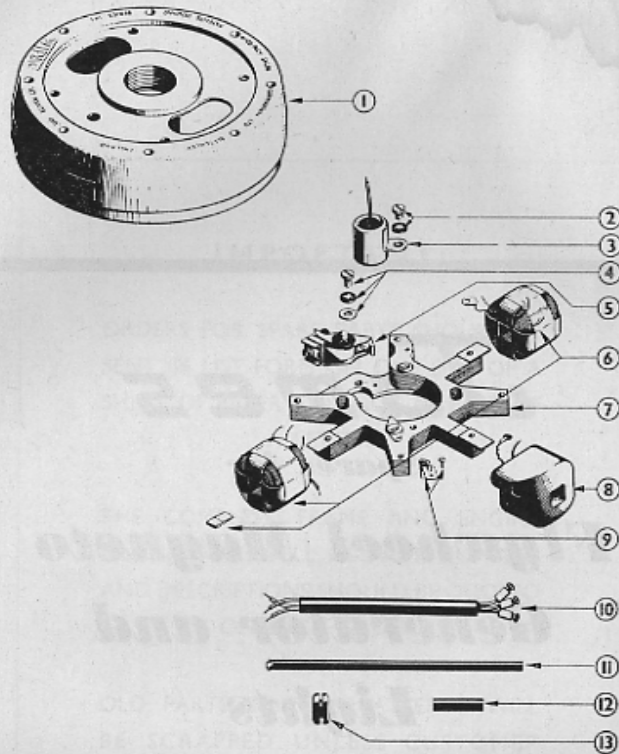
OLD PARTS SENT AS PATTERNS WILL BE SCRAPPED UNLESS CUSTOMER SPECIFIES OTHERWISE.



James
Spares for
Flywheel Magneto
Generator and
Lights

5

Flywheel Magneto



Ill. No.	Description of Part	Qty.	Part No.
1	Flywheel and cam unit	1	S1032
2	Fixing set (condenser) set	1	S0052
3	Condenser	1	S0051
4	Fixing set (contact breaker) set	1	S0054
5	Contact breaker	1	S0557
6	Low tension coil	2	S1298
7	Core and plate assembly	1	S0057
8	High tension coil	1	S1046
9	Grease pad	1	S0055
10	Low tension lead	1	S1299
11	High tension lead	1	S0773
12	Sleeve	1	00440
	Grommet	1	S1168
—	Stator unit complete	1	S1297
—	Ignition generator, complete	1	IG1630
—	Spark plug cover and suppressor	1	001617

Lighting Equipment

5

Description of Part	Qty.	Part No.
Headlamp unit	1	S1425
.. reflector and glass	1	S1428
.. rim	1	S0529
Rim fixing set	1	S0064
Reflector fixing set	1	S0070
Switch complete (lights)	1	S0781
.. knob (")	1	S0783
Main bulb holder	1	S0786
Pilot bulb holder	1	S0877
Wiring harness	1	S1286
Rear lamp	1	S1287
.. fixing screws	2	900497
.. cover set	1	S0230
.. cover fixing set	1	S0231
.. leads set	1	S1426
Stop light switch, complete with spring	1	S1427
Bolt	1	900024
Washer " D "-shaped	1	900045
Hex nut	1	900027
Dipper switch " Tricon "	1	S1424
.. leads unit	1	S1288
Lever and button set	1	S1293
Rectifier	1	S1289
Battery	1	005551
.. plastic protector	1	006069
Horn, D.C.	1	005556
Screws, horn fixing	4	900155
Single connector	5	00608
Double "	1	01874
Three-way connector	1	01975
Five-way "	1	01875
Connector plugs	32	002499
Cable straps	5	002376
Headlamp switch plug (blue)	1	S0526
Main bulb, 6v. 30/24	1	701654
Pilot and tail light bulb	3	701712
Stop light bulb	1	004409
Speedo head	1	005552

QUOTES FROM THE EXPERTS!

Group 6

"The braking and road holding of the Scooter is better than anything I have tried before."

ANDRE BALDET
Renowned Scooterist.

"Without a doubt it handles better than any other Scooter I have ridden, both at high and low speeds."

DAVID FROST
"Motor Cycle, Scooter and
3-Wheeler Mechanics."

"The handling is such that the machine is capable of containing a 250 c.c. engine and proceeding at something like 80 m.p.h."

RAB COOK
"Motor Cycling."

James
Spares for
Carburetter

IT PAYS
TO FIT
GENUINE
JAMES
SPARE
PARTS

James

Spare for

Sundries

MUDGUARDS, HANDLEBARS, BEADING,
CABLES, TOOLS, ETC.

Sundries

Description of Part	Qty.	Part No.
Front mudguard	1	005013
Front number plate	2	006298
Hex bolt, top chrome	2	900464
Plain washer	2	900273
Mud flap	1	006191
" " metal strip	1	006195
Screw, $\frac{3}{8}$ " B.S.C.	4	900010
Plain washer	4	900022
Shakeproof washer	4	900006
Hex nut, $\frac{3}{8}$ " dia.	4	900016
Front apron	1	005348
James motif	1	006269
Washer, push-on fix	2	006252
Self-tapping screws	6	900470
Instrument panel L.H.	1	005313
" " " R.H.	1	005314
Screw, $\frac{3}{8}$ "	4	900315
Plain washer	4	900008
Shakeproof washer	4	900004
Hex nut	4	900027
Self-tapping screws	2	900470
Handle bar	1	005578
" " lever L.H.	1	006185
" " " R.H.	1	003957
Lever pivot pin	2	900419
" " nut	2	900403
" " spacer	2	003958
Handlebar grip, L.H. and R.H.	2	006173
Twist grip	1	005703
Front brake cable	1	005557
Rear " "	1	005558
Clutch cable	1	005563
Throttle cable	1	005559
Air cable	1	006172
Speedo cable	1	005009
Air lever assembly	1	006457
Exhaust pipe	1	005572
" " bolt	1	900027
Plain washer	1	900008

* New cable fitted after Frame No. 361. Please quote Frame No. when ordering.

Sundries

Description of Part	Qty.	Part No.
Sealing ring	1	004279
Silencer complete	1	005572
" " inner tube	1	006152
" " end cap front	1	006271
" " body and tail pipe	1	006156
Self-tapping screws	4	900155
Hex bolt, silencer fixing	1	900171
Plain washer	1	900009
Shakeproof washer	1	900003
Hex nut	1	900000
Plain washer	1	900008
Hex nut	2	900027
Rear chain	1	005562
" " connecting link	1	790001
" " cranked link	1	790002
Tyre pump with connector	1	000595
Tool wallet	1	005182
Plug spanner	1	003971
Steering head spanner	2	006157
Tyre lever	2	000544
Feeler gauge	1	006366
Petrol pipe, 3' 3"	1	004919
" " ferrules	2	002063
" " plastic clip	1	006170
Screw	1	900406
Washer	1	900372
Nut	1	900407
Plastic beading, wheel spats	2	006498
" " petrol tank	1	006499
" " headlamp	1	006500
" " floorboard, rear	2	006501
" " floorboard, front	2	006502
" " front shield, side	2	006503
" " front shield, top	1	006504
" " front apron	1	006505
" " engine cover, rear	1	006506
" " engine cover, side	1	006507
Claymastic beading, front mudguard	1	005591
" " rear mudguard	1	005659

SCOOTER ACCESSORIES.

Group 8




Available with the Scooter is an extensive range of accessories designed exclusively to enhance its appearance and to provide weather protection and travel convenience. Illustrated you see a James Scooter fitted with the attractively styled windscreen available in either Devon Red or Peacock Blue and a 3-piece Pannier Set comprising Side Bags and an expansive top case all finished in duo-tone grey check matching the dual seat upholstery. These and other accessories are available from James dealers and they all bear a six months guarantee.

IT PAYS TO INSIST UPON GENUINE JAMES ACCESSORIES

James
Optional Extras
and Accessories

8 Optional Extras & Accessories



Optional Extras & Accessories 8

Description of Part	Part No.
RIMBELLISHER SET, (4 off) As Illustrated	006458
FRONT BAG As Illustrated	006461
WINDSCREEN AND FAIRING As Illustrated	006261
SPARE WHEEL CARRIER SET complete	006511
SPARE WHEEL only	006463
REAR CARRIER As Illustrated	006454
PANNIER SET complete (including bags and case) ... As Illustrated	006453
.. CARRIER	006465
.. BAGS	006466
LUGGAGE CASE	006460
REAR VIEW MIRROR As Illustrated	006459
FLYWHEEL EXTRACTOR TOOL	S,0073
LICENCE HOLDER	000598

GUARANTEE

NOTICE. We do not appoint agents for the sale on our behalf of our motor cycles, scooters or other goods, but we assign to motor cycle and scooter Dealers areas in which we supply to such Dealers exclusively for re-sale in such areas. No such Dealer is authorised to transact any business, give any warranty, make any representation or incur any liability on our behalf. Published retail prices are for delivery free of charge at Dealers' premises. All goods are offered for sale subject to the price ruling at the time of delivery. All prices and specifications are subject to alteration without notice.

TERMS AND CONDITIONS OF SALE AND GUARANTEE

1. In this Guarantee the word "machine" refers to the motor cycle scooter motor cycle combination or sidecar as the case may be purchased by the purchaser.
2. In order to obtain the benefit of this Guarantee, the Purchaser must correctly complete the attached registration form and return it to us within fourteen days of the purchase.
3. We will supply, free of charge, a new part in exchange for, or, if we consider repair sufficient, will repair free of charge any part proved within six months of the date of purchase of any new machine, or within three months of its renewal or repair in the case of a part already renewed or repaired, to be defective by reason of our faulty workmanship or materials. We do not undertake to bear the cost of fitting such new or repaired part or accessory.
4. Any part considered to be defective must be sent to our Works, carriage paid, accompanied by the following information :—
 - (a) Name of purchaser and his address.
 - (b) Date of purchase of machine.
 - (c) Name of dealer from where the purchase was made.
 - (d) Engine and Frame numbers of machine.
5. This Guarantee shall not extend to defects or damage appearing after misuse, neglect, abnormal stress or strain, or the incorporation or affixing of unsuitable attachments or parts and in particular :—
 - (a) Hiring out.
 - (b) Racing and Competitions.
 - (c) Adaptation or alteration of any part or parts after leaving our Works.
 - (d) The attaching of a sidecar in a manner not approved by us or to an unsuitable motor cycle.This Guarantee shall not extend to machines whose trade mark, name or manufacturing number has been altered or removed, or in which has been used any part not supplied or approved by us, or to tyres, saddles, chains, speedometers, revolution counters and electrical equipment or to parts supplied to the order of the Purchaser and different from our standard specification.
6. Our liability and that of our dealer who sells the machine, shall be limited to that set out in paragraph 3, and no other claims including claims for consequential damage or injury to person or property, shall be admissible.
All other conditions and warranties statutory or otherwise and whether express or implied are hereby excluded and no guarantee other than that expressly herein contained applies to the machine to which this Guarantee relates or any accessory or part thereof.

REPAIRS GUARANTEE

1. Whilst the highest standard of workmanship and materials is aimed at, we cannot accept liability for any defects appearing more than three months after the machine, assembly or component has left our Works after being repaired.
2. We will repair or replace at our option free of charge any defective work, materials or parts relating to the repairs carried out by us appearing within that time but shall not be under any further or other liability for any other loss or damage whether direct or consequential and our liability shall be limited to the cost of so making good.
3. We do not accept liability in respect of parts of proprietary manufacture, e.g. tyres, saddles, chains, speedometers, revolution counters and electrical equipment which may be used by us in effecting a repair. All other conditions and warranties statutory or otherwise express or implied are hereby excluded.

It pays to fit genuine



*Spare Parts
and Accessories*

James Publication SC.150/61/5M.

PRINTED IN ENGLAND