

A LIST OF  
**Spare and Replacement Parts**

FOR THE

THE FAMOUS  
**JAMES**

**125 c.c. Two Stroke**

**MOTOR CYCLE**

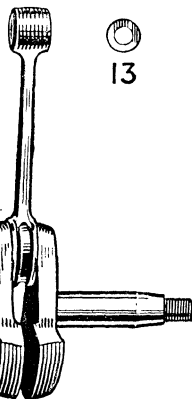
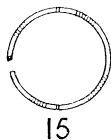
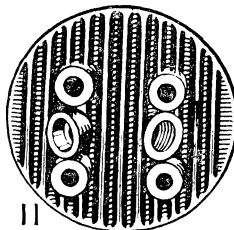

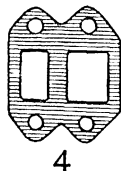
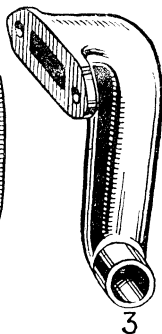
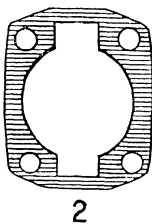
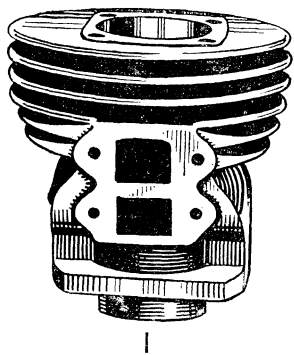
**Model M.L.**

---

**THE JAMES CYCLE CO. LTD.**

JAMES 125 c.c. TWO STROKE MODEL M.L.

Illus. No.	Part No.	DESCRIPTION	No. Off	Nett Selling Price		
				£	s.	d.
<b>ENGINE GROUP.</b>						
<b>Cylinder Barrel.</b>						
1	B.3833	Cylinder ... ..	1	2	17	0
2	E.3947	Gasket, cylinder base ... ..	1			4
3	D.4608	Manifold, inlet ... ..	1	9		3
4	E.3949	Gasket, exhaust and inlet manifold, combined ... ..	1			5
5	D.4608	Manifold, exhaust ... ..	2	9		3
6	E.3948	Gasket, exhaust manifold to cylinder ... ..	1			4
7	E.392	Stud, cylinder to exhaust manifold, short ... ..	2			3
8	E.401	Nut, " " " stud ... ..	2			2
9	E.2924	Washer " " " " ... ..	2			2
10	E.3908	Stud, " " " long ... ..	2			4
8	E.401	Nut, " " " stud ... ..	2			2
9	E.2924	Washer " " " " ... ..	2			2
7	E.392	Stud " " inlet manifold ... ..	2			3
8	E.401	Nut, " " " stud ... ..	2			2
9	E.2924	Washer, " " " " ... ..	2			2
<b>Cylinder Head.</b>						
11	C.5442	Head, cylinder ... ..	1	1	1	0
12	E.5317	Bolt, head to cylinder ... ..	4			7
13	FG.186E	Washer cylinder head bolt ... ..	4			2
<b>Piston.</b>						
14	E.6313ASS	Piston assy., with pin, rings and circlips ... ..	1	1	4	11
—	E.6321ASS	" " " " ".015" o/s ... ..	1	1	4	11
—	E.6322ASS	" " " " ".030" o/s ... ..	1	1	4	11
15	E.1725	Ring, piston compression ... ..	2		1	9
—	E.4480	" " " ".015" o/s ... ..	2		1	9
—	E.4582	" " " ".030" o/s ... ..	2		1	9
16	E.3903	Pin, piston gudgeon ... ..	1		2	3
17	E.4047	Circlip, gudgeon pin retaining ... ..	2			4
<b>Crankshaft.</b>						
18	C.6314ASS	Crankshaft assy. ... ..	1	3	2	0
19	D.5155	" drive side ... ..	1		18	0
20	D.5156	" flywheel side ... ..	1		18	0
<b>Connecting Rod.</b>						
21	D.5154	Rod, connecting, with small end bush ... ..	1		13	0
22	E.1729	Bush, connecting rod small end ... ..	1		2	6
23	E.5157	Crankpin ... ..	1		5	0
24	E.375E	Roller, steel, crankpin ... ..	6		3	0
25	E.1899	" phosphor bronze, crankpin ... ..	6			set
<b>Crankcase.</b>						
26	A.6315ASS	Crankcase assy., less end cover ... ..	1	4	15	0
27	E.1962	Plug, crankcase drain ... ..	1			4
28	E.1905	Washer, fibre, crankcase drain plug ... ..	1			2
29	E.375E	Dowel, crankcase ... ..	1			3
30	E.4253	Plug, crankcase dowel ... ..	1			3
<b>Crankcase Bearings.</b>						
31	—	Bearing, ball journal, crankcase drive side ... ..	2		9	0
31	—	" " " " flywheel side ... ..	1		9	0
32	E.5420	Spacer, Crankcase drive side bearing ... ..	1			9
33	E.4015	Bush, " flywheel side ... ..	1		2	3
34	E.4602	Gland " drive side ... ..	1		2	6
35	E.4656	Spring, crankcase, gland, drive side ... ..	1			10



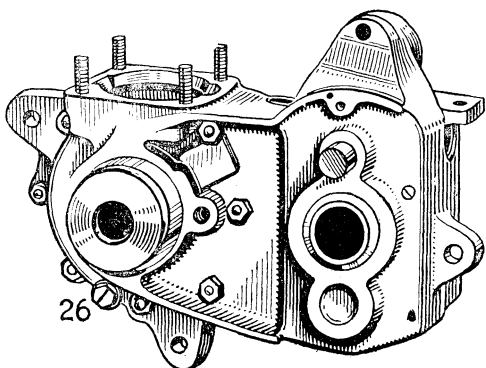


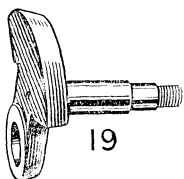
14

15

16

17

18



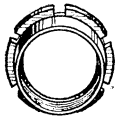
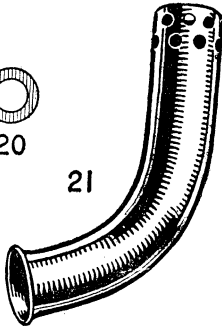
THE JAMES CYCLE CO. LTD.

JAMES 125 c.c. TWO STROKE MODEL M.L.

Illus. No.	Part No.	DESCRIPTION	No. Off	Nett Selling Price
		<b>Engine Group—continued</b>		
		<b>Crankcase Studs and Bolts.</b>		£ s. d.
1	E.4160	Stud, cylinder base ... ..	4	3
2	E.3961	Nut, ,, ,, stud ... ..	4	2
3	E.1050	Washer, ,, ,, ... ..	4	2
4	E.3392	Stud, crankcase connecting ... ..	4	3
5	E.401	Nut, ,, ,, stud ... ..	8	2
6	E.2924	Washer ,, ,, ,, ... ..	8	2
7	E.4008	Stud, ,, ,, ... ..	3	3
5	E.401	Nut, ,, ,, stud ... ..	6	2
6	E.2924	Washer, crankcase to connecting stud ... ..	6	2
8	1140X1E	Screw, crankcase connecting ... ..	1	3
		<b>Engine Sprocket.</b>		
16	E.4007	Sprocket, engine (19T) ... ..	1	5 0
17	E.4873	Key, engine sprocket ... ..	1	3
18	E.3931	Nut, ,, ,, ... ..	1	6
19	E.5706	Washer, spring, engine sprocket ... ..	1	2
20	E.4150	Shim, engine sprocket ... ..	1	3
		<b>EXHAUST SYSTEM GROUP.</b>		
		<b>Exhaust Pipe.</b>		
21	ML.37	Pipe, exhaust ... ..	2	7 0
22	E.3934	Nut, exhaust pipe to cylinder ... ..	2	1 2
23	E.4453	Washer, joint, exhaust pipe nut ... ..	2	3
24	ML.61	Clip, exhaust pipe to expansion chamber ... ..	2	1 9
25	MS.1087	Pin, exhaust pipe clip ... ..	2	3
26	MS.224	Nut, ,, ,, pin ... ..	2	2
27	BML.35	Washer, shakeproof for exhaust pipe clip pin ... ..	2	2
		<b>Silencer.</b>		
28	ML.39ASS	Chamber, exhaust expansion ... ..	1	1 1 4
29	MS.222	Pin, exhaust chamber to frame ... ..	1	3
30	MS.224	Nut, ,, ,, ,, bolt ... ..	1	2
31	BML.35	Washer, shakeproof exhaust cham. to frame bolt ... ..	1	2
32	BML.45	Silencer assy., auxiliary ... ..	1	8 8
33	ML.62	Clip, auxiliary silencer to expansion chamber ... ..	1	1 9
25	MS.1087	Pin, auxiliary silencer clip ... ..	1	3
26	MS.224	Nut, auxiliary silencer clip pin ... ..	1	2
27	BML.35	Washer, shakeproof for aux. silencer clip pin ... ..	1	2
34	MS.222	Bolt, auxiliary silencer to rear mudguard ... ..	1	3
35	MS.224	Nut, ,, ,, ,, ,, bolt ... ..	1	2
36	BML.35	Washer, shakeproof, auxiliary silencer bolt ... ..	1	2
		<b>GEAR UNIT GROUP.</b>		
37	C.4058	Cover, gearbox ... ..	1	19 6
38	E.4009	Stud, gearbox connecting (long) ... ..	5	4
39	E.401	Nut, gearbox connecting stud ... ..	5	2
40	E.2924	Washer, gearbox connecting stud ... ..	5	2
41	E.4011	Stud, gearbox connecting (short) ... ..	1	3
42	E.2539	Nut, gearbox connecting stud ... ..	1	2
40	E.2924	Washer, gearbox connecting stud ... ..	1	2
43	E.6292	Plug, gearbox filler ... ..	1	1 3
44	V.107X3E	Washer, fibre, gearbox filler plug ... ..	1	2
45	E.1962	Plug, gearbox oil level ... ..	1	4
46	E.1905	Washer, fibre, gearbox oil level plug ... ..	1	2
45	E.1962	Plug, gearbox drain ... ..	1	4
46	E.1905	Washer, fibre, gearbox drain plug ... ..	1	2



21



22



23



24



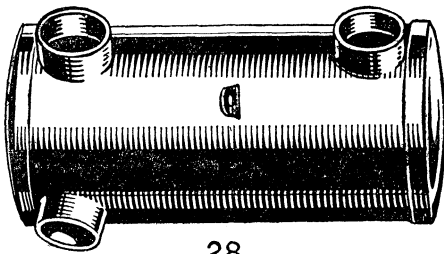
25



26



27



28



29

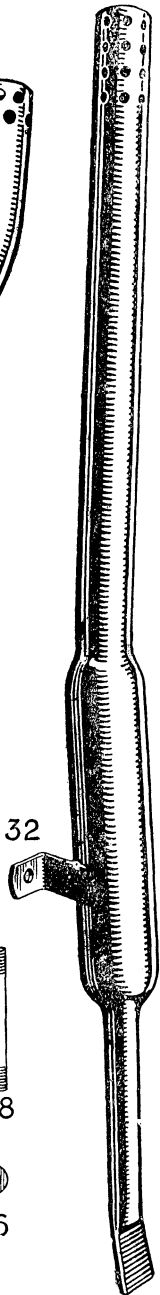


30



31

32



33



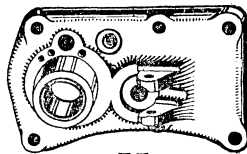
34



35



36



37



38



39



40



41



42



43



44



45

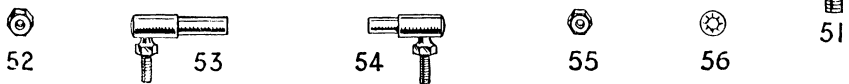
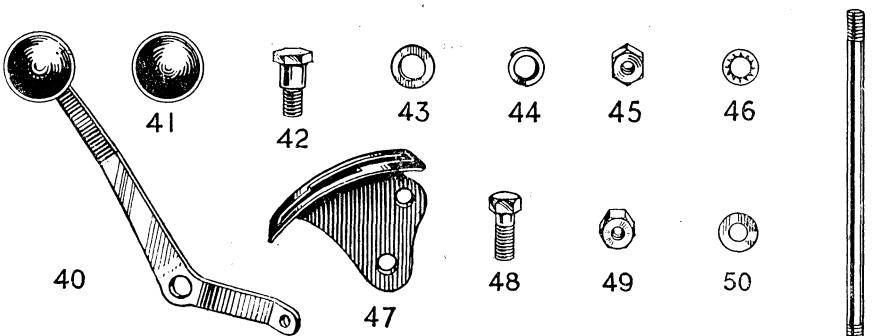
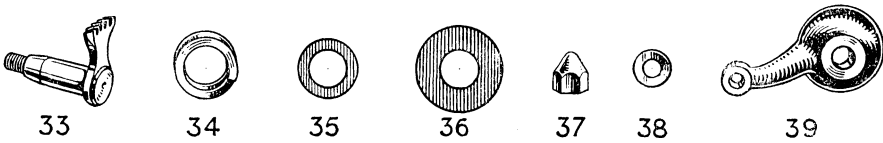
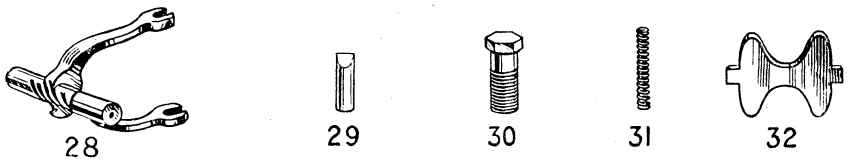
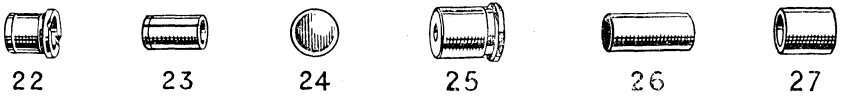
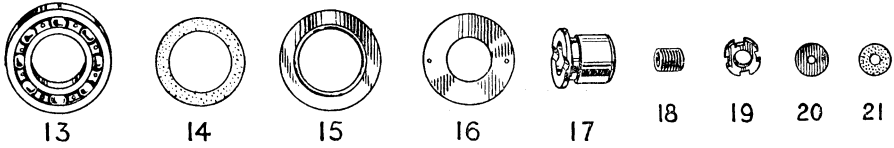



46

THE JAMES CYCLE CO. LTD.

JAMES 125 c.c. TWO STROKE MODEL M.L.

I'lus. No.	Part No.	DESCRIPTION	No. Off	Nett Selling Price		
				£	s.	d.
<b>Shafts and Gears.</b>						
1	D.3987	Mainshaft, gearbox ... ..	1	11	6	6
2	E.4873	Key, gearbox mainshaft ... ..	1		3	3
3	E.4467	Nut, gearbox mainshaft ... ..	1		6	6
4	E.4915	Washer, gearbox mainshaft ... ..	1		2	2
5	C.3988	Layshaft, gearbox ... ..	1	9	3	3
6	E.5209	Washer, thrust, gearbox mainshaft ... ..	1		9	9
7	D.3981	Gear, mainshaft high (26T) ... ..	1	18	3	3
8	D.3986	" " 2nd (21T) ... ..	1	9	3	3
9	D.3983	" " 1st (15T) ... ..	1	4	6	6
10	E.3982	" layshaft high (16T) ... ..	1	4	6	6
11	E.3985	" " 2nd (21T) ... ..	1	8	6	6
12	D.3984	" and Kickstarter wheel, layshaft (27T) ... ..	1	13	9	9
<b>Gearbox Bearings.</b>						
13	E.6204	Bearing, ball journal, gearbox mainshaft ... ..	1	9	0	0
14	E.5252	Washer, felt, gearbox mainshaft bearing ... ..	1		7	7
15	E.5254	Retainer, oil, gearbox mainshaft bearing, large ... ..	1		2	2
16	E.4610	" " " " small ... ..	1		4	4
17	E.4110	Bush, gearbox mainshaft (end cover) ... ..	1	4	0	0
18	E.4906	" " " " adjusting ... ..	1		9	9
19	E.4905	Nut, gearbox mainshaft adjusting bush ... ..	1		2	2
20	E.5257	Washer, steel, gearbox mainshaft adj. bush ... ..	1		3	3
21	E.5256	" felt, gearbox mainshaft adj. bush ... ..	1	4	0	0
22	E.3996	Bush, gearbox layshaft (shell) ... ..	1	3	6	6
23	E.5550	" " (kickstarter shaft) ... ..	1	3	6	6
24	Z1009X9	Plug, welch, gearbox layshaft bush ... ..	1		6	6
25	E.3997	Bush, gearbox kickstarter shaft (cover) ... ..	1	1	9	9
26	E.5253	" gear selector spindle ... ..	1	1	9	9
27	E.4075	" " " " quadrant ... ..	1	1	9	9
<b>Gear Control (Gearbox).</b>						
28	D.5255	Fork, gear selector ... ..	1	19	0	0
29	E.4085	Plunger, gear selector fork ... ..	1		9	9
30	E.4084	Box, gear, selector fork plunger ... ..	1		10	10
31	E.6296	Spring, gear selector fork plunger ... ..	1		4	4
32	E.4128	Operator, gearbox sliding gears ... ..	1	1	3	3
33	E.6316ASS	Quadrant assy., gear selector ... ..	1	6	0	0
34	E.4069	Washer, spring, gear selector quadrant ... ..	1		6	6
35	E.4135	" plain, gear selector quadrant, small ... ..	1	4	4	4
36	E.4103	" " " " large ... ..	1		6	6
37	E.4159	Nut, dome, gear selector quadrant ... ..	1		7	7
38	E.373	Washer, gear selector quadrant nut ... ..	1		2	2
39	D.6291	Lever, gear (gearbox end) ... ..	1	4	6	6
<b>Gear Control (Gate).</b>						
40	ML.43ASS	Lever assy. gear (gate end) ... ..	1	6	4	4
41	ML.44	Knob, gear lever ... ..	1	1	9	9
42	ML.46	Bolt, gear lever fulcrum ... ..	1	1	9	9
43	MS.254	Washer, plain, gear lever fulcrum bolt ... ..	1		2	2
44	MS.107	" spring, gear lever fulcrum bolt ... ..	1		4	4
45	MS.156	Nut, gear lever, fulcrum stud ... ..	1		3	3
46	BML.33	Washer, shakeproof, gear lever fulcrum stud ... ..	1		2	2
47	ML.53	Gate, gear control ... ..	1	7	0	0
48	MS.785	Pin, gear gate to tank ... ..	1		4	4
49	MS.156	Nut, gear gate to tank pin ... ..	1		3	3
50	MS.101	Washer, plain, gear gate to tank pin ... ..	1		2	2
51	ML.54	Rod, gear control ... ..	1	1	2	2
52	MS.223	Nut, gear control rod (gate end) ... ..	1		3	3
53	BML.39	Ball joint, gear control rod (gate end) ... ..	1	2	6	6
54	BML.39A	" " " " (gearbox end) ... ..	1	2	4	4
55	MS.224	Nut, gear control rod ball joint ... ..	2		2	2
56	BML.35	Washer, gear control rod ball joint ... ..	2		2	2


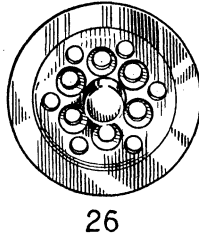
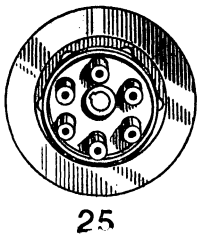
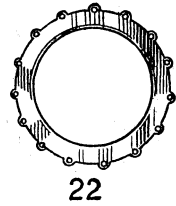

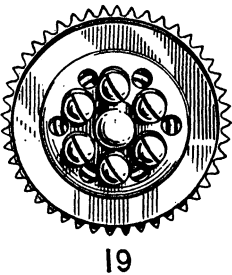
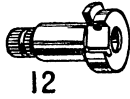
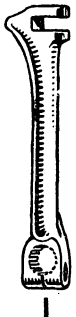


THE JAMES CYCLE CO. LTD.

JAMES 125 c.c. TWO STROKE MODEL M.L.

Illus. No.	Part No.	DESCRIPTION	No. Off	Nett Selling Price		
				£	s.	d.
		<b>Kickstarter.</b>				
1	D.4091	Crank, kickstarter ... ..	1	8	6	
2	E.4251	Bolt, kickstarter crank ... ..	1		7	
3	E.4252	Nut, kickstarter crank bolt ... ..	1		3	
4	E.4096	Pedal, kickstarter crank ... ..	1	4	6	
5	E.4098	Pin, kickstarter crank pedal ... ..	1		2	
6	—	Ball, kickstarter crank pedal, 1/4" dia. ... ..	1		1	
7	E.4270	Spring, kickstarter crank pedal pin ... ..	1		3	
8	E.4013	„ kickstarter crank return ... ..	1		10	
9	E.4014	Cover, kickstarter crank return spring ... ..	1	1	3	
10	E.4899	Plate, kickstarter stop ... ..	1		6	
11	E.4012	Screw, kickstarter stop plate ... ..	1		3	
12	D.3990	Spindle, kickstarter ... ..	1	16	0	
13	E.4913	Pawl, kickstarter ... ..	1		9	
14	E.4908	Plunger, kickstarter pawl ... ..	1		4	
15	E.4907	Spring, kickstarter pawl plunger ... ..	1		2	
		<b>Gearbox Sprocket.</b>				
16	E.4781	Sprocket, gearbox (12T) ... ..	1	4	6	
17	E.4910	Nut, gearbox sprocket ... ..	1		7	
18	E.4904	Washer, spacing, gearbox sprocket ... ..	1		3	
		<b>Gearbox Clutch.</b>				
19	D.6317ASS	Clutch assy. ... ..	1	1	11	0
20	D.6318ASS	Sprocket assy. (Clutch 44T) ... ..	1		11	6
21	E.4464	Insert, cork, clutch sprocket ... ..	15	set	1	3
22	D.4462	Retainer, clutch sprocket ball ... ..	2		1	0
23	E.5574	Rivet, clutch sprocket ball retainer ... ..	15	set	1	0
24	—	Ball, clutch sprocket (3/16" dia.) ... ..	50	each		2
25	D.6319ASS	Centre assy. clutch ... ..	1		10	6
26	D.6320ASS	Plate assy., front clutch ... ..	1		4	0
27	E.4466	Spring, clutch ... ..	6			5
28	E.4208	Screw, clutch spring retaining ... ..	6			5
		<b>Gearbox Clutch Operating Mechanism.</b>				
29	D.4086	Lever, clutch operating ... ..	1	3	6	
30	E.4902	Pin, clutch operating lever fulcrum ... ..	1			4
31	E.401	Nut, clutch operating lever fulcrum pin ... ..	1			2
32	E.4949	Screw, clutch operating lever adjusting ... ..	1			5
31	E.401	Nut, clutch operating lever screw ... ..	1			2
33	E.5187	Rod, push, clutch (long) ... ..	1			10
34	E.5263	„ „ „ (short) ... ..	1			4
35	E.4465	Pad, thrust, clutch push rod ... ..	1			9

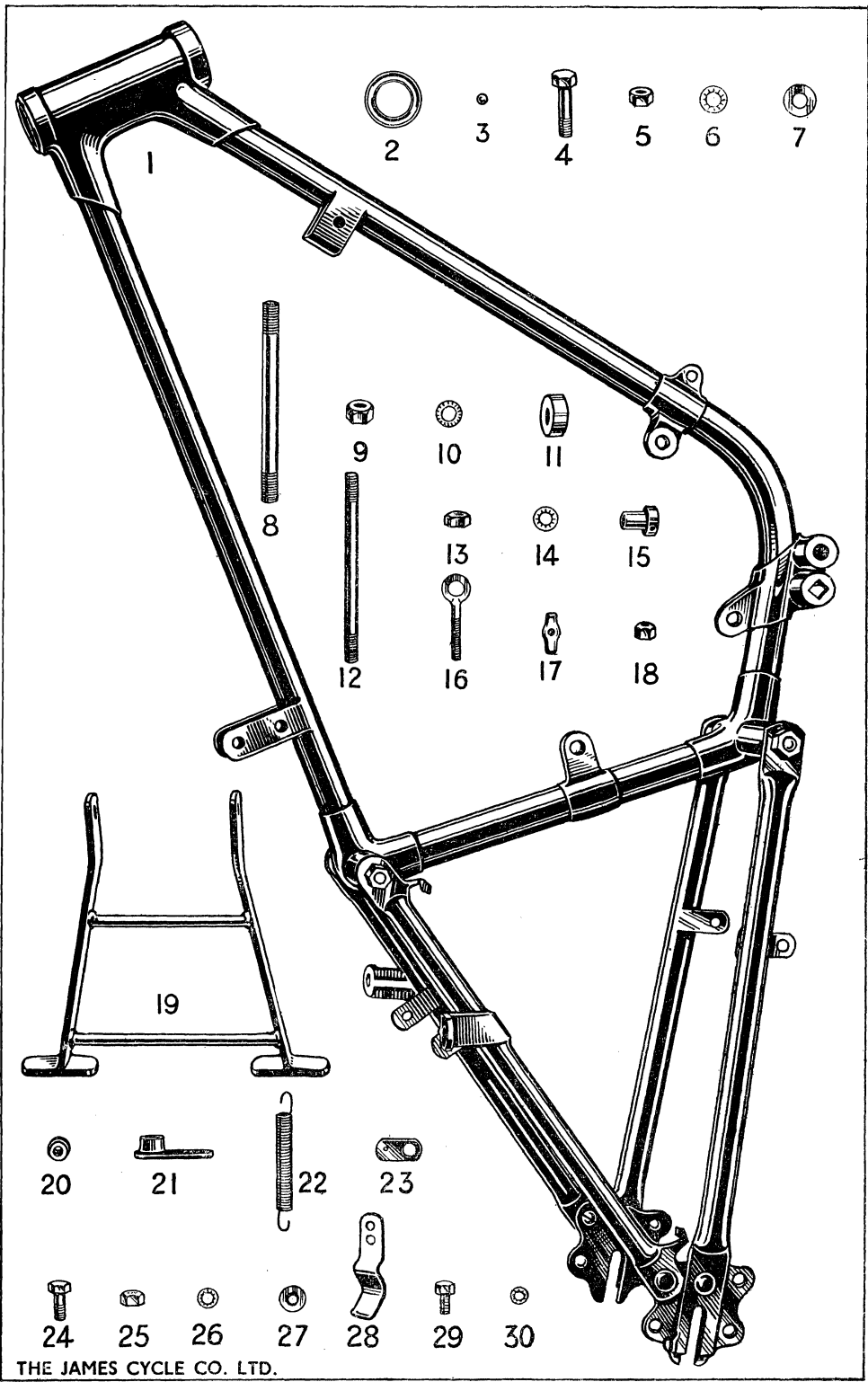




THE JAMES CYCLE CO. LTD.

JAMES 125 c.c. TWO STROKE MODEL M.L.

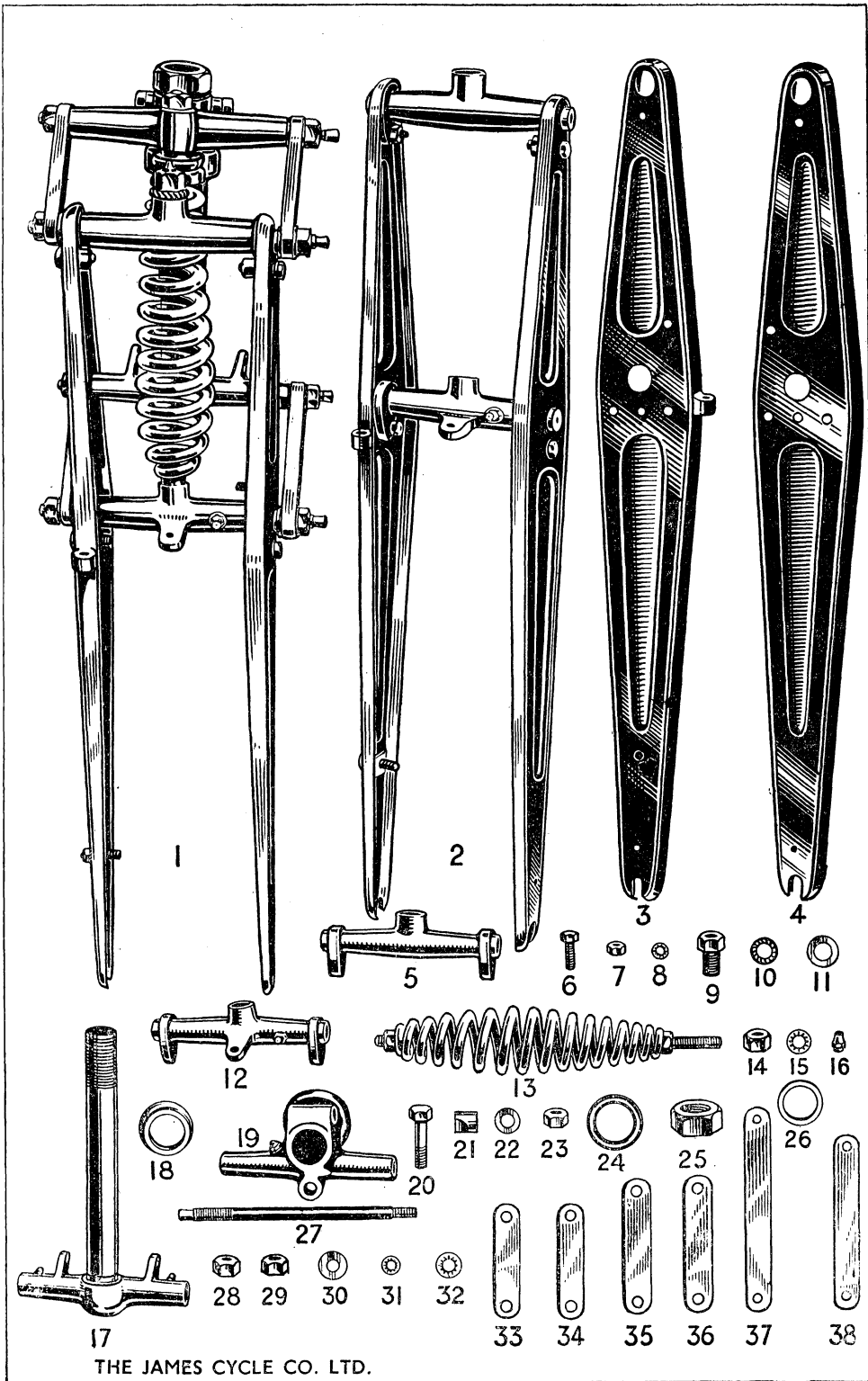
Illus. No.	Part No.	DESCRIPTION	No. Off	Nett Selling Price		
				£	s.	d.
<b>FRAME GROUP.</b>						
1	ML.17/2ASS	Frame assy. ... .. (A Frame Assy. comprises frame front, chainstays, seatstays and connecting studs.)	1	7	14	6
2	ML.751	Ballrace, frame head, top ... ..	1		1	9
2	ML.751	„ „ „ bottom ... ..	1		1	9
3	BML.32	Ball, frame head race (3/16" dia.) ... ..	44	set	1	2
4	MS.1035	Bolt, engine and gear unit fixing ... ..	3			7
5	MS.156	Nut, engine and gear unit fixing bolt ... ..	3			3
6	BML.33	Washer, shakeproof, engine and gear unit fix. bolt	3			2
7	MS.101	„ „ plain, eng. and gear unit fixing bolt ...	3			2
8	MS.783	Stud, chainstay to frame front ... ..	1		1	9
9	MS.273	Nut, chainstay to frame front stud ... ..	2			3
10	BML.36	Washer, shakeproof, chainstay stud ... ..	2			2
11	MS.36	„ „ distance, chainstay stud ... ..	2			4
12	MS.764A	Stud, seatstay to frame front ... ..	1		1	5
13	MS.156	Nut, seatstay to frame front stud ... ..	2			3
14	BML.33	Washer, shakeproof, seatstay stud ... ..	2			2
15	ML.2	Bush, distance, seat stay stud ... ..	2		1	2
16	ML.41	Adjuster, rear chain ... ..	2		1	2
17	ML.42	Drawplate, rear chain adjuster ... ..	2			4
18	MS.224	Nut, rear chain adjuster ... ..	2			2
<b>STAND GROUP.</b>						
19	ML.64ASS	Stand assy., centre ... ..	1		14	6
20	ML.14	Bush, centre stand eye ... ..	2			11
21	ML.13ASS	Plate, centre stand anchoring ... ..	1		2	4
22	ML.643B	Spring, centre stand return ... ..	2	pr.	1	2
23	ML.643A	Plate, centre stand return spring anchoring ...	2			4
24	MS.785	Pin, centre stand securing ... ..	2			7
25	MS.156	Nut, centre stand securing pin ... ..	2			3
26	BML.33	Washer, shakeproof centre stand securing pin ...	2			2
27	MS.101	„ „ plain centre stand securing pin ... ..	2			2
28	BML.63	Spring, centre stand retaining ... ..	1			7
29	S.389	Pin, centre stand retaining spring securing ...	2			3
30	BML.35	Washer, shakeproof, retaining spring pin ... ..	2			2



THE JAMES CYCLE CO. LTD.

JAMES 125 c.c. TWO STROKE MODEL M.L.

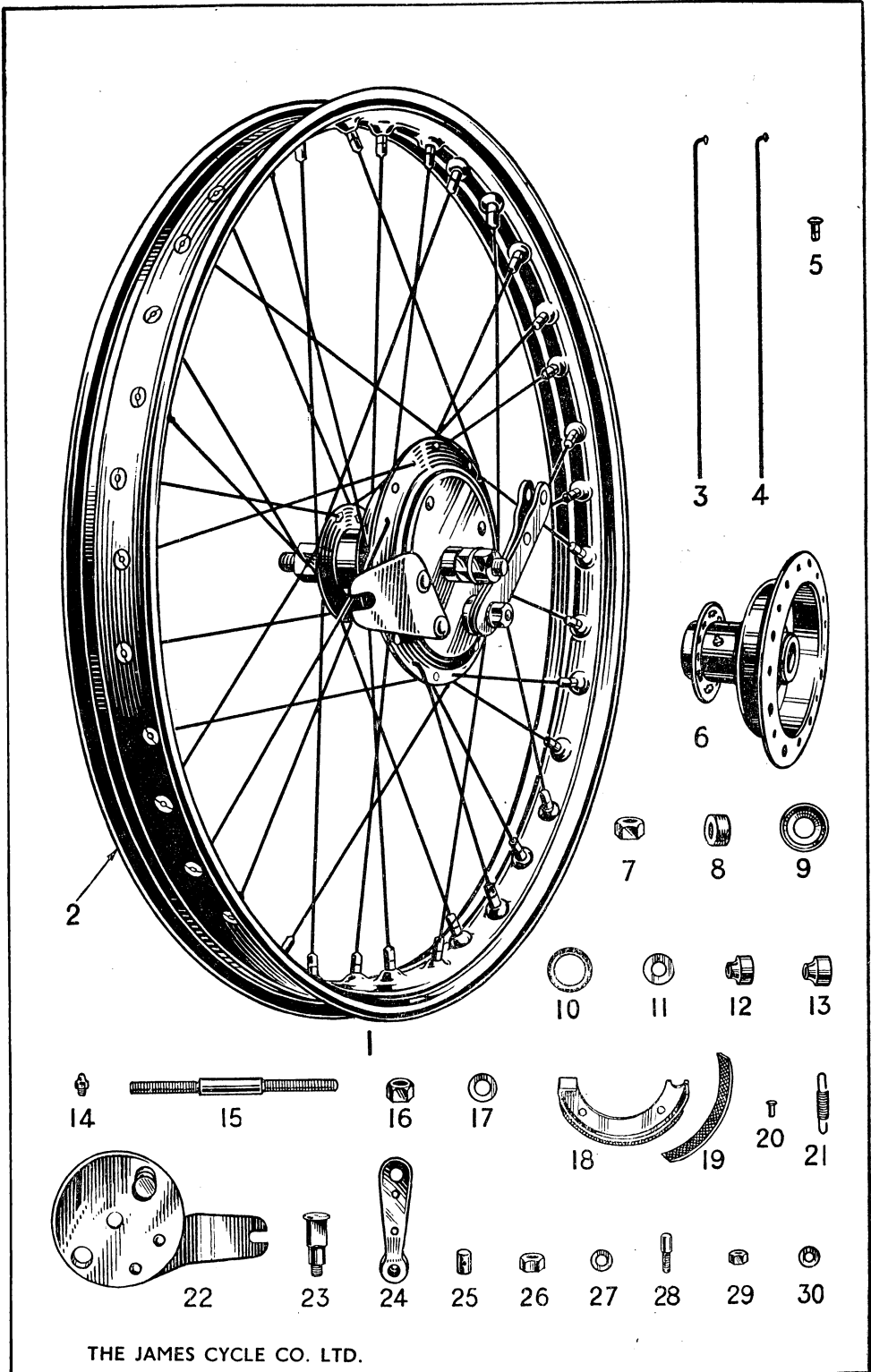
Illus. No.	Part No.	DESCRIPTION	No. Off	Nett Selling Price
<b>FRONT FORK GROUP.</b>				
1	ML.17/3ASS	Fork assy., front ... .. (A Fork Assy. comprises girder, column, column race, head clip, head clip race, spindles, links and spring.)	1	£ s. d. 5 15 0
<b>Fork Girder.</b>				
2	ML.653ASS	Girder, fork ... ..	1	3 0 0
3	ML.653	Side, fork (R.H.) ... ..	1	17 3
4	ML.653A	„ „ (L.H.) ... ..	1	17 3
5	ML.655	Bridge, top fork ... ..	1	10 6
6	MS.222	Pin, fork bridge fixing (top) ... ..	2	3 3
7	MS.224	Nut, fork bridge fixing pin (top) ... ..	2	2 2
8	BML.35	Washer, shakeproof, fork bridge fixing pin ...	2	2 2
9	MS.849	Pin, fork top bridge ... ..	1	1 9
10	BML.36	Washer, shakeproof fork top bridge pin ...	1	2 2
11	MS.271	„ plain fork top bridge pin ... ..	1	1 2
12	ML.656	Bridge, bottom fork ... ..	1	11 6
6	MS.222	Pin, fork bridge fixing (bottom) ... ..	2	3 3
7	MS.224	Nut, fork bridge fixing pin ... ..	2	2 2
8	BML.35	Washer, shakeproof, fork bridge fixing pin...	2	2 2
13	ML.663	Spring, with pin and nut, fork ... ..	1	8 8
14	MS.156	Nut, spring to fork girder ... ..	1	3 3
15	BML.33	Washer, shakeproof for spring pin ... ..	1	2 2
16	BMLP6	Nipple, grease, fork girder ... ..	2	5 5
<b>Fork Steering Stem and Crown.</b>				
17	ML.657ASS	Crown and stem, fork ... ..	1	14 6
18	ML.752	Ballrace, fork crown ... ..	1	1 9
—	BML.32	Ball, fork crown ballrace 3/16" dia. (also listed under frame group).	22	7 7
16	BMLP6	Nipple, grease, fork crown ... ..	2	5 5
<b>Fork Ball Head Clip.</b>				
19	ML.3	Clip, fork ball head ... ..	1	11 6
20	MS.986	Pin, fork ball head clip... ..	1	10 10
21	ML.652	Sleeve, fork ball head clip pin ... ..	2	1 2
23	MS.156	Nut, fork ball head clip pin ... ..	1	3 3
22	BML.33	Washer, shakeproof, head clip pin ... ..	1	2 2
24	ML.751	Ballrace, fork ball head clip ... ..	1	1 9
—	BML.32	Ball, forkhead clip ballrace 3/16" dia. (also listed under Frame Group).	22	7 7
25	ML.33	Locknut, fork ball head ... ..	1	1 9
26	ML.254	Washer, fork ball head ... ..	1	3 3
16	BMLP6	Nipple, grease, fork ball head ... ..	1	5 5
<b>Fork Spindles.</b>				
27	ML.745	Spindle, fork ... ..	4	2 4
28	MS.276	Nut, fork spindle, 5/16" x 26 T.P.I. ...	4	3 3
29	MS.181	„ „ 3/8" x 26 T.P.I. ... ..	4	3 3
30	ML.658	Washer, knurled, fork spindle ... ..	4	4 4
31	BML.34	„ shakeproof, fork spindle, 5/16" dia. ...	4	2 2
32	BML.33	„ shakeproof, „ „ 3/8" dia. ... ..	4	2 2
<b>Fork Links.</b>				
33	ML.6	Link, plain, fork top ... ..	1	3 6
34	ML.5	„ threaded, fork top ... ..	1	4 0
35	ML.8	„ plain, fork bottom ... ..	1	4 0
36	ML.7	„ threaded fork bottom ... ..	1	4 8
<b>Head Lamp Brackets.</b>				
37	ML.9	Bracket, long, headlamp (6") ... ..	2	1 9
38	ML.9A	„ short, headlamp (5") ... ..	2	1 6
6	MS.222	Pin, headlamp bracket to girder ... ..	2	3 3
7	MS.224	Nut, headlamp bracket pin ... ..	2	2 2
8	BML.35	Washer, shakeproof, headlamp bracket pin ...	2	2 2



THE JAMES CYCLE CO. LTD.

JAMES I25 c.c. TWO STROKE MODEL M.L.

Illus. No.	Part No.	DESCRIPTION	No. Of	Nett Selling Price
		<b>FRONT WHEEL GROUP.</b>		£ s. d.
1	ML17/4AS	Wheel assy., front ... .. (A front wheel assy. comprises wheel, hub, spindle, cones, balls and brake gear.)	1	4 13 2
2	BML.12	Rim, front wheel, 19 x W.M.O. ... ..	1	13 0
3	BML.13	Spoke, ft. wheel brake side, $8\frac{5}{16}$ " x 12 S.W.G.	18 set	2 2
4	BML.13A	" " " plain side, $8\frac{11}{16}$ " x 12 S.W.G.	18 set	2 6
5	BML.16	Nipple, front wheel spoke ... ..	36 set	2 8
6	J1/4ASS	Hub assy., front ... ..	1	1 7 8
7	J6 4	Locknut front hub cone ... ..	2	5
8	J10 4	Piece, distance front hub ... ..	2	5
9	J7/4	Ballrace, front hub ... ..	2	1 9
10	J9/4	Cap, dust, front hub ... ..	2	11
12	J3 4	Cone, fixed, front hub ... ..	1	2 4
13	J3 4A	" adjusting, front hub ... ..	1	2 7
—	J8 4	Ball, front hub cone, $\frac{1}{4}$ " dia. ... ..	20	1 2
14	—	Nipple, grease, front hub ... ..	1	7
15	J2 4	Spindle, front hub ... ..	1	3 6
16	J4 4	Nut, front hub spindle ... ..	2	5
17	J5 4	Washer, front hub spindle ... ..	2	3
		Front Hub complete with brake ... ..	1	3 12 6
		<b>Front Wheel Brake.</b>		
18	J12/4	Shoe assy., front brake (comprises shoe with linings riveted).	1 pr.	10 5
19	J19/4/1	Lining, front brake shoe ... ..	2	4 0
20	14/156	Rivet, front brake shoe lining ... ..	16 set	11
21	J13/4	Spring, front brake shoe return ... ..	2	5
22	J11/4/1	Plate, front brake anchoring ... ..	1	11 3
11	J24 4	Washer, packing, front brake anchor plate ...	1	3
23	J15/4	Cam, front brake ... ..	1	3 6
24	J23/4	Lever, front brake cam ... ..	1	2 11
25	J21/4	Roller, front brake cam lever ... ..	1	7
26	J16/4/1	Nut, front brake cam lever ... ..	1	3
27	J16/4/2	Washer, front brake cam lever ... ..	1	3
28	MS.1052	Pin, front brake anchor plate to fork ... ..	1	3
29	MS.224	Nut, front brake anchor plate pin ... ..	1	2
30	MS.68	Washer, plain brake anchor plate pin ... ..	1	2

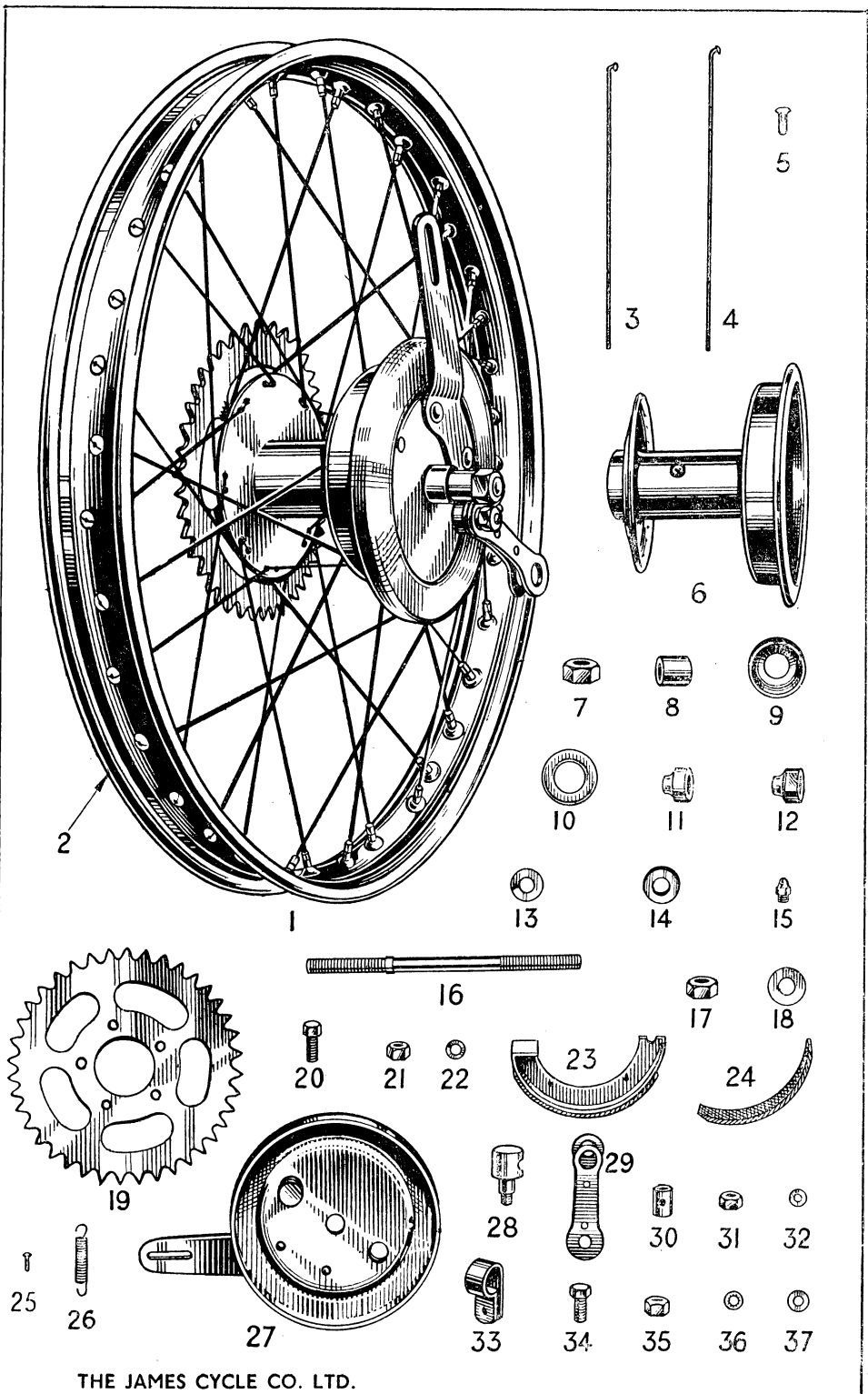


THE JAMES CYCLE CO. LTD.

JAMES 125 c.c. TWO STROKE MODEL M.L.

Illus. No.	Part No.	DESCRIPTION	No. Off	Nett Selling Price
<b>REAR WHEEL GROUP.</b>				£ s. d.
1	ML17/5AS	Wheel assy., rear ... .. (Comprises wheel, hub, spindle, cones, balls, sprocket and brake gear.)	1	6 12 3
2	BML.12	Rim, rear wheel 19" x WMO ... ..	1	13 0
3	BML.14	Spoke, rear wheel brake side, 7 $\frac{1}{8}$ " x 12 S.W.G.	18 set	2 2
4	BML.14A	" " " plain side, 8 $\frac{9}{16}$ " x 12 S.W.G.	18 set	2 6
5	BML.16	Nipple, rear wheel spoke ... ..	36 set	2 8
6	R1/5AS	Hub assy., rear ... ..	1	14 6
7	R6/5	Locknut, rear hub (plain side) ... ..	1	7
8	R24/5	Piece, distance, rear hub (brake side) ... ..	1	7
9	R7/5	Ballrace, rear hub ... ..	2	2 4
10	R9/5	Cover, dust, rear hub ... ..	2	11
11	R3/5	Cone, fixed, rear hub ... ..	1	4 8
12	R3/5A	" adjusting, rear hub ... ..	1	4 11
—	R8/5	Ball, rear hub cone, 5/16" dia. per set	20	1 9
15	—	Nipple, grease, rear hub ... ..	1	7
16	R2/5	Spindle, rear hub ... ..	1	4 8
17	R4/5	Nut, rear hub spindle ... ..	2	1 0
18	R5/5	Washer, rear hub spindle ... ..	2	3
19	ML.30A	Sprocket, rear chain (42T) ... ..	1	6 11
20	R23/5/1	Bolt, rear chain sprocket ... ..	5	5
21	R23/5/2	Nut, rear chain sprocket bolt ... ..	5	3
22	R23/5/3	Washer, rear chain sprocket bolt ... ..	5	2
		Rear Hub complete with brake ... ..	1	4 19 0
<b>Rear Wheel Brake.</b>				
23	R12/5	Shoe assy., rear brake ... .. (Comprises shoe with linings riveted.)	1 pr.	14 8
24	R19/5/1	Lining, rear brake shoe ... ..	2	5 9
25	12	Rivet, rear brake shoe lining ... ..	16 set	11
26	R13/5	Spring, rear brake shoe return ... ..	2	7
27	R11/5/1	Plate, rear brake anchoring ... ..	1	16 2
13	R27/5	Washer, packing, rear brake anchor plate, thin	1	3
14	R26/5	" " " " " " " " thick	1	4
28	R15/5	Cam, rear brake ... ..	1	5 9
29	R25/5	Lever, rear brake cam ... ..	1	3 6
30	R21/5	Roller, rear brake cam lever ... ..	1	11
31	J16/4/1	Nut, rear brake cam lever ... ..	1	3
32	J16/4/2	Washer, rear brake cam lever ... ..	1	2
33	MH.171	Clip, rear brake anchoring ... ..	1	1 2
34	MS.706	Pin, rear brake anchor plate to clip ... ..	1	4
35	MS.276	Nut, rear brake anchor plate pin ... ..	1	3
36	BML.34	Washer, shakeproof, rear brake anchor plate pin	1	2
37	MS.70	" plain, rear brake anchor plate pin ... ..	1	2






THE JAMES CYCLE CO. LTD.

JAMES 125 c.c. TWO STROKE MODEL M.L.

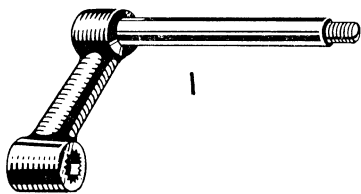
Illus. No.	Part No.	DESCRIPTION	No. Off	Nett Selling Price
<b>MUDGUARD GROUP.</b>				£ s. d.
<b>Front Mudguard.</b>				
1	BML.1AS	Mudguard assy., front ... .. (Comprises mudguard with front and rear stays, riveted.)	1	17 3
2	MS.222	Pin, front mudguard to fork bridge ...	1	3
3	MS.224	Nut, front mudguard bridge pin ...	1	2
4	BML.33	Washer, shakeproof for bridge pin ...	1	2
5	MS.222	Pin, front mudguard stay to fork ...	2	3
6	BML.35	Washer, shakeproof, fr. m/guard stay pin ...	2	2
7	MS.68	,, plain, fr. m/guard stay pin ...	2	2
		Front Number Plate ... ..	1	1 2
<b>Rear Mudguard.</b>				
8	BML.2AS	Mudguard, assy., rear ... ..	1	1 1 6
9	MS.222	Pin, rear mudguard to chain stay ...	2	3
10	MS.224	Nut, rear mudguard chain stay pin ...	2	2
11	BML.35	Washer, shakeproof rear mudguard to chain stay pin ... ..	2	2
12	MS.222	Pin, rear mudguard to seat stay ...	2	3
13	MS.224	Nut, rear mudguard to seat stay pin ...	2	2
14	BML.35	Washer, shakeproof rear mudguard to seat stay pin ... ..	2	2
15	MS.785	Pin, rear mudguard stay to frame ...	2	4
16	MS.156	Nut, rear mudguard stay pin ...	2	3
17	BML.33	Washer, shakeproof rear mudguard stay pin	2	2
		Rear Number Plate ... ..	1	3 6
<b>REAR BRAKE CONTROL GROUP.</b>				
18	ML.4AS	Pedal assy., rear brake ... ..	1	7 6
19	ML.10	Lever, rear brake pedal shaft ... ..	1	3 6
20	MS.156	Nut, rear brake pedal lever to shaft ...	1	3
21	BML.33	Washer, shakeproof rear brake pedal lever	1	2
22	MS.101	,, plain, rear brake pedal lever ...	1	2
23	ML.23	Tube, distance, rear brake pedal shaft ...	1	10
24	BMLP.6	Nipple, grease, rear brake pedal ...	2	5
25	ML.24	Rod, rear brake ... ..	1	3 0
26	BML.15	Cotter, split, rear brake rod (pedal end)	1	2
27	R22/5	Nut, rear brake rod adjusting ... ..	1	1 2




THE JAMES CYCLE CO. LTD.

JAMES 125 c.c. TWO STROKE MODEL M.L.

Illus. No.	Part No.	DESCRIPTION	No. Off	Nett Selling Price		
<b>FOOTREST GROUP</b>				£ s. d.		
1	ML.455	Hanger, footrest ... ..	2	3	6	
2		Footrest, rubber ... ..	2	1	6	
3	MS.254	Washer, footrest, hanger <sup>1"</sup> ... ..	1		1	
4	MS.109	„ footrest, hanger <sup>1"</sup> ... ..	1		1	
5	MS.181	Nut, footrest hanger ... ..	1		2	
9	ML.21	Footrest, rod ... ..	1	2	6	
10	MS.273	Nut, footrest, rod ... ..	2		2	
11	BML.36	Washer, shakeproof, footrest rod ... ..	2		2	
12	MS.271	„ plain, footrest rod ... ..	2		1	
13	ML.22	Tube, distance, footrest rod ... ..	2		5	
<b>CHAINCASE GROUP</b>						
14	B.3979	Chaincase, front half ... ..	1	11	6	
15	E.4104	Plug, chaincase oil level ... ..	1		10	
16	V107x3E	Washer, fibre, chaincase oil level plug ... ..	1		2	
17	B.3978	Chaincase, rear half ... ..	1	1	0	0
18	1137x4E	Screw, chaincase to gearbox shell ... ..	1		4	
19	E.4082	Plate, gland, chaincase oil retaining ... ..	1		6	
20	E.4083	Rivet, chaincase oil retaining gland plate ... ..	1	set	2	
21	E.4108	Washer, felt, chaincase gland plate ... ..	1		4	
22	C.4107	„ joint, primary chaincase ... ..	1		6	
23	E.4093	Stud, chaincase securing ... ..	1		6	
24	E.4097	Nut, chaincase securing stud ... ..	1		8	
25	W.174	Dowel, front chaincase locating ... ..	1		2	
<b>CHAINGUARD GROUP.</b>						
26	BML.3	Chainguard, rear ... ..	1	8	8	
27	MS.94	Pin, rear chainguard to gear box shell ... ..	1		3	
28	BML.37	Washer, shakeproof, rear chain guard pin ... ..	1		2	



1



2



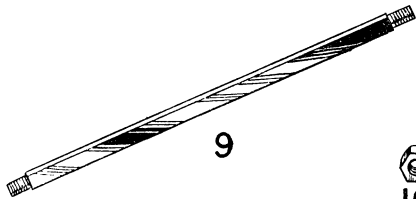
3



4



5



9



10



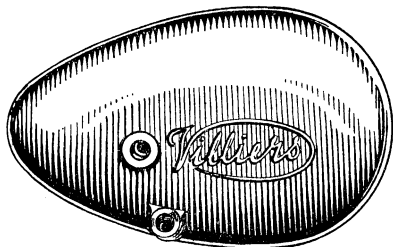
11



12



13



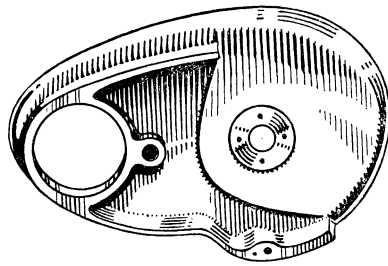
14



15



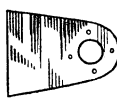
16



17



18



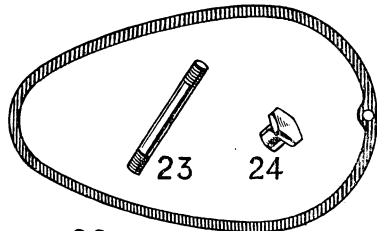
19



20



21



22



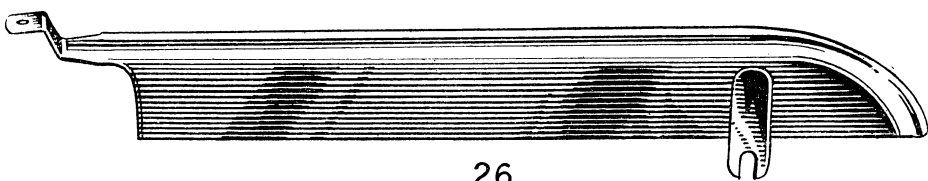
23



24



25



26



27




28

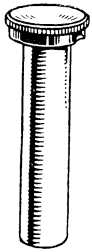
THE JAMES CYCLE CO. LTD.

JAMES 125 c.c. TWO STROKE MODEL M.L.

Illus. No.	Part No.	DESCRIPTION	No. Off	Nett Selling Price		
		<b>FUEL TANK GROUP.</b>		£	s.	d.
1	BML.4	Tank, fuel ... ..	1	5	3	6
2	BML.5	Cap, fuel tank ... ..	1		5	9
3	MS.1085	Bolt, fuel tank fixing (front) ... ..	1			10
4	MS.156	Nut, fuel tank fixing bolt (front) ... ..	1			3
5	BML.33	Washer, shakeproof, fuel tank fix. bolt (front)	1			2
6	MS.101	,, plain, fuel tank fixing bolt (front) ...	1			2
7	MS.1086	Bolt, fuel tank fixing (rear) ... ..	1			10
8	MS.276	Nut, fuel tank fixing bolt (rear) ... ..	1			3
9	BML.34	Washer, shakeproof, fuel tank fixing bolt (rear)	1			2
10	MS.70	,, plain, fuel tank fixing bolt (rear) ...	1			2
11	BML8/ASS	Pipe assy., fuel feed ... ..	1		4	8
12	BML8A/ASS	Pipe assy., fuel balance ... ..	1		4	4
13	BML.7	Tap, fuel ... ..	1		7	0
14	BML.6	Washer, fibre, fuel tap ... ..	1			2



1



2



3



4



5



6



7



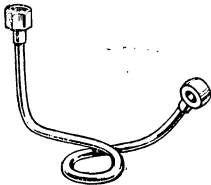
8



9




10



11



12



13



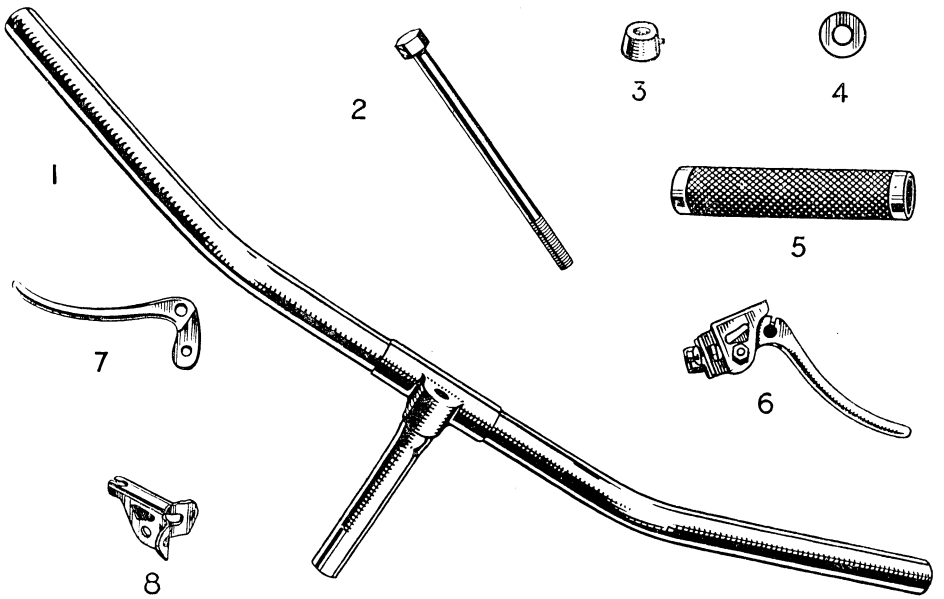
14

THE JAMES CYCLE CO. LTD.

JAMES 125 c.c. TWO STROKE MODEL M.L.

Illus. No.	Part No.	DESCRIPTION	No. Off	Nett Selling Price
				£ s. d.
		<b>HANDLEBAR AND HANDLEBAR CONTROL GROUP.</b>		
		<b>Handlebar, complete with Controls.</b>		2 11 6
1	BML.26/3	Handlebar ... ..	1	12 6
2	ML.40	Bolt, handlebar expander ... ..	1	1 2
3	ML.40A	Cone, handlebar expander bolt ... ..	1	5
4	MS.101	Washer, plain, handlebar expander bolt ... ..	1	2
5	BML.26/2	Grip, handlebar, L.H. ... ..	1	2 4
		<b>Clutch Control.</b>		
6	43	Lever assy., clutch ... ..	1	6 4
7	43/1	Lever, clutch ... ..	1	2 11
8	43/2	Bracket, clutch lever ... ..	1	1 7
9	43/3	Clamp, clutch lever ... ..	1	7
10	43/4	Screw, clutch lever clamp ... ..	2	3
11	43/5	Nut, clutch lever clamp screw ... ..	2	2
12	43/6	Pin, clutch lever fulcrum ... ..	1	4
13	43/7	Nut, clutch lever fulcrum pin ... ..	1	2
14	43/8	Washer, spring, clutch lever fulcrum pin ... ..	1	2
		<b>Front Brake Control.</b>		
6	43	Lever assy., front brake ... ..	1	6 4
7	43/1	„ front brake ... ..	1	2 11
8	43/2	Bracket, front brake lever ... ..	1	1 7
9	43/3	Clamp, front brake lever ... ..	1	7
10	43/4	Screw, front brake lever clamp ... ..	2	3
11	43/5	Nut, front brake lever clamp screw ... ..	2	2
12	43/6	Pin, front brake lever fulcrum ... ..	1	4
13	43/7	Nut, front brake lever fulcrum pin ... ..	1	2
14	43/8	Washer, spring front brake lever fulcrum pin ... ..	1	2
		<b>Throttle Control.</b>		
25	16-045C	Grip, throttle, twistgrip ... ..	1	2 4
26	16-117C	Twist grip throttle ... ..	1	12 0
27	16-060	Body, top, twist grip ... ..	1	3 6
28	16-061	„ bottom, twist grip ... ..	1	3 6
29	11-013	Screw, twist grip body ... ..	2	4
30	16-091	Rotor assy., twist grip ... ..	1	4 0
31	16-008	Spring, twist grip friction ... ..	1	11
32	16-009	Screw, twist grip friction spring ... ..	1	7
33	16-010	Nut, twist grip friction spring screw ... ..	1	3





9



10



11



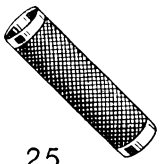
12



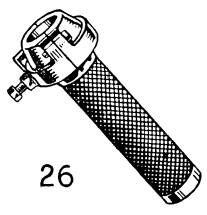
13



14



25



26



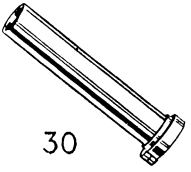
27



28



29



30



31



32

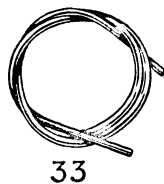
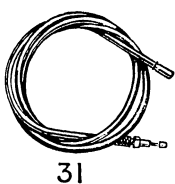
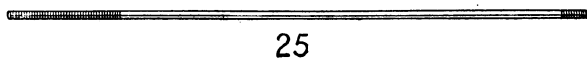
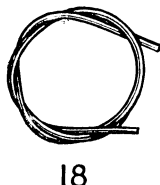
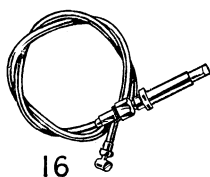
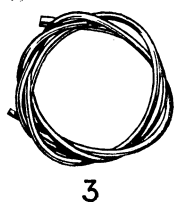
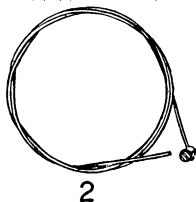
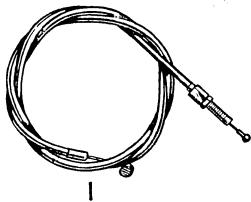


33

THE JAMES CYCLE CO. LTD.

JAMES 125 c.c. TWO STROKE MODEL M.L.

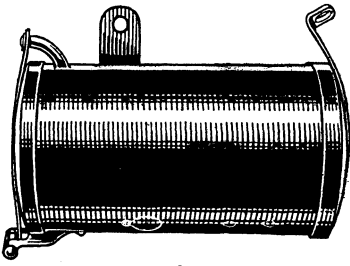
Illus. No.	Part No.	DESCRIPTION	No. Off	Nett Selling Price
<b>CONTROL CABLE GROUP.</b>				£ s. d.
<b>Clutch Cable.</b>				
1	BML.26/5	Cable assy., clutch ... ..	1	4 0
2	BML.26/5/1	„ clutch, inner ... ..	1	1 6
3	BML.26/5/2	Casing „ cable ... ..	33"	2 0
4	BML.26/5/3	Cap, clutch cable casing ... ..	2	2
5	BML.26/5/4	Nipple, clutch cable, gearbox end ... ..	1	2
6	BML.26/5/5	„ „ „ handlebar end ... ..	1	2
7	BML.26/5/7	Adjuster, clutch cable ... ..	1	5
8	BML.26/5/8	Locknut, clutch cable adjuster ... ..	1	3
9	BML.26/5/6	Stop, clutch cable ... ..	1	3
<b>Front Brake Cable.</b>				
16	BML.26/6	Cable assy, front brake ... ..	1	2 11
17	BML.26/6/1	„ front brake, inner ... ..	1	1 2
18	BML.26/6/2	Casing, front brake cable ... ..	20 3/4"	1 6
19	BML.26/5/3	Cap, front brake cable casing ... ..	2	2
20	BML.26/6/3	Nipple, front brake cable, brake end ... ..	1	3
21	BML.26/5/5	„ „ „ handlebar end ... ..	1	2
22	BML.26/5/7	Adjuster, front brake cable ... ..	1	5
23	BML.26/5/8	Locknut, front brake cable adjuster ... ..	1	3
24	BML.26/5/6	Stop, front brake cable ... ..	1	2
25	J.20/4	Rod, front brake ... ..	1	1 9
26	BML.26/6/7	Spring, front brake rod ... ..	1	5
27	BML.26/6/4	Box, front brake rod ... ..	1	2 7
28	BML.26/6/5	Nut, front brake rod box ... ..	1	3
29	BML.26/6/6	Plunger, front brake rod box ... ..	1	5
30	J.22/4	Nut, front brake rod adjusting ... ..	1	1 2
<b>Throttle Cable.</b>				
31	V.589E	Cable assy., throttle - ... ..	1	4 8
32	V.601E	„ throttle, inner ... ..	1	1 7
33	V.602E	Casing, throttle cable ... ..	30"	2 2
34	—	Cap, throttle cable casing ... ..	2	2
35	V.108x15E	Nipple, throttle cable, carb. end ... ..	1	2
36	12/034	„ „ „ handlebar end ... ..	1	2
37	V.105x1E	Adjuster throttle cable ... ..	1	8
38	V.105x2E	Locknut, throttle cable adjuster ... ..	1	2
39	16-011	Stop, throttle cable ... ..	1	2



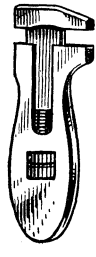
THE JAMES CYCLE CO. LTD.

JAMES I25 c.c. TWO STROKE MODEL M.L.


Illus. No.	Part No.	DESCRIPTION	No. Off	Nett Selling Price
				£ s. d.
<b>TOOLBOX GROUP.</b>				
1	ML.32ASS	Box assy., tool, round type ... ..	1	12 0
		Box assy., tool, shaped type ... ..		12 0
<b>TOOL GROUP (KIT).</b>				
2	BML.27	Spanner, adjustable, 4" ... ..	1	7 6
3	BML.28	Pliers, 6" ... ..	1	3 6
4	BML.27A	Spanner, magneto ... ..	1	5
5	ML.57	Spanner, exhaust pipe ... ..	1	4 1
6	ML.56	,, D.E. 525/601" ... ..	1	3 6
7	ML.55	,, D.E. 338/448" ... ..	1	3 6
8	BML.30A	Screw driver ... ..	1	1 11
9	ML.59	Lever, tyre ... ..	3	1 6
10	BML.61	Extractor, chain rivet ... ..	1	5 9
15	—	Driver's handbook ... ..	1	
16	BML.44	Tool wallet ... ..	1	5 9



1



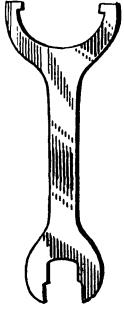
2



3



4



5



6




7



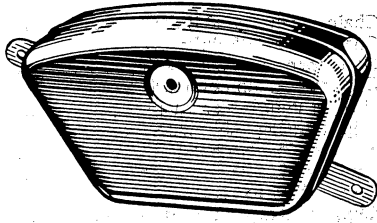
8



9




10




11



12



15

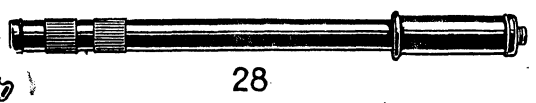
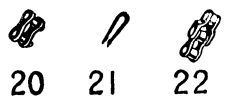
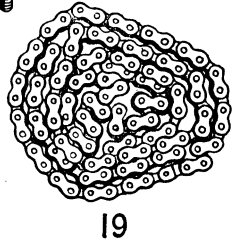
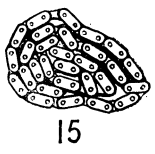
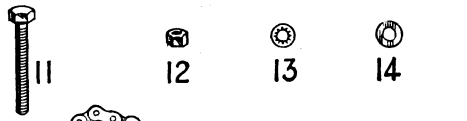
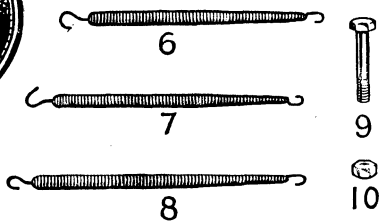

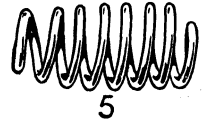
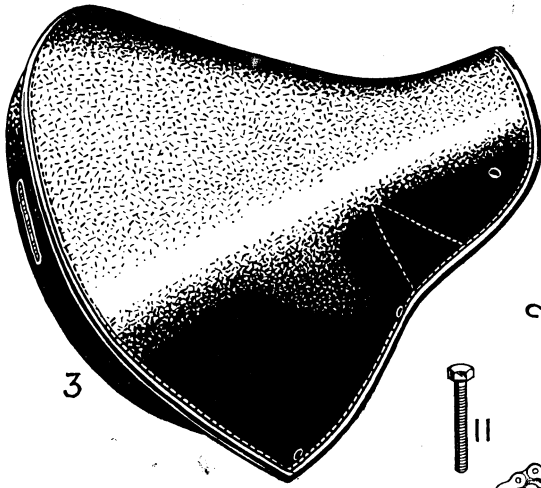
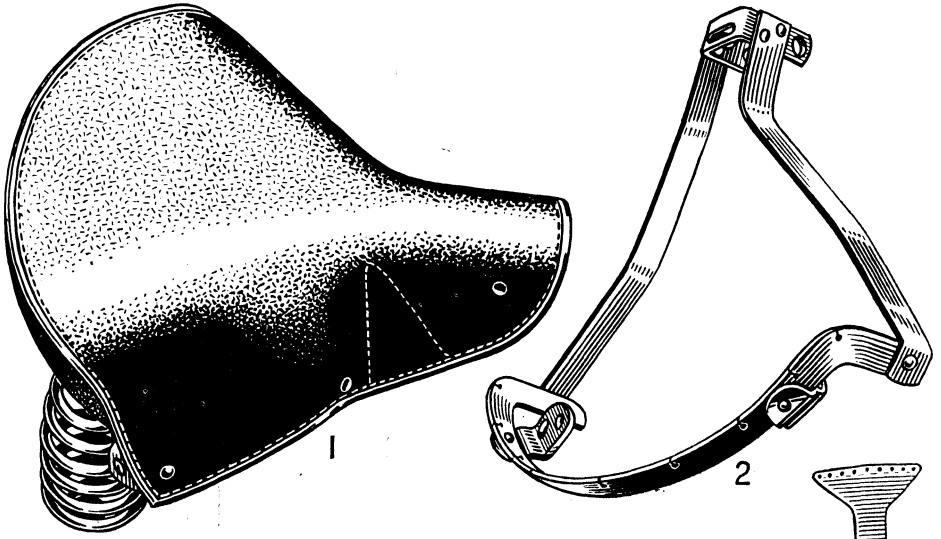


16

THE JAMES CYCLE CO. LTD.

JAMES 125 c.c. TWO STROKE MODEL M.L.

Illus. No.	Part No.	DESCRIPTION	No. Off	Nett Selling Price
		<b>SADDLE GROUP.</b>		£ s. d.
1	BML.22	Saddle assembly ... ..	1	2 10 0
2	—	„ frame ... ..	1	16 6
3	—	Cover, saddle ... ..	1	16 6
4	—	Anchor plate, front spring ... ..	1	2 6
5	—	Spring, rear, saddle ... ..	2	2 0
6	—	„ top, 6 $\frac{1}{8}$ ”, saddle ... ..	2	7
7	—	„ top, 5 $\frac{1}{8}$ ”, „ ... ..	2	7
7a	—	„ top, 6 $\frac{3}{8}$ ”, „ ... ..	7	7
8	—	„ top, 6 $\frac{3}{8}$ ”, saddle ... ..	2	7
9	—	Bolt, front, saddle ... ..	1	5
10	—	Nut, front bolt, saddle ... ..	1	2
11	ML.58	Pin, saddle spring to seat stay ... ..	2	7
12	MS.276	Nut, saddle spring pin ... ..	6	3
13	BML.34	Washer, shakeproof, for saddle spring pin ... ..	2	2
14	MS.70	„ plain, for saddle spring pin ... ..	4	2
		<b>SUNDRIES GROUP.</b>		
15	—	Chain, primary, 58 links ... ..	1	11 6
19	BML.25	Chain, rear, 105 links ... ..	1	1 5 11
20	—	Link, rear chain connecting ... ..	1	7
21	—	Clip, rear chain connecting link ... ..	1	2
22	—	Link, cranked, rear chain ... ..	1	11
23	BML.51	Clip, lighting cable harness ... ..	1	3
24	MS.94	Pin, lighting cable harness clip ... ..	1	2
25	MS.143	Nut, lighting cable harness clip pin ... ..	1	1
26	BML.52	Clip, cables to tank tube ... ..	2	4
27	BML.41	Clip, tail lamp cable to mudguard ... ..	4	2
28	—	Pump, tyre ... ..	1	6 11
	—	Horn ... ..		6 6

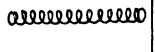



THE JAMES CYCLE CO. LTD.

JAMES 125 c.c. TWO STROKE MODEL M.L.

Illus. No.	Part No.	DESCRIPTION	No. Off	Nett Selling Price		
				£	s.	d.
<b>CARBURETTOR GROUP.</b>						
<b>Carburettor Body.</b>						
1	—	Body, carburettor... ..	1	13	3	
2	—	Ring, carburettor body top ... ..	1	1	3	
3	—	Top, carburettor body ... ..	1	1	9	
4	—	Adjuster, carb. throttle cable ... ..	1	}	9	
5	—	Nut, carb. throttle cable adj. ... ..	1			
6	—	Valve, carburettor throttle ... ..	1	4	3	
7	—	Spring, carb. throttle valve ... ..	1		6	
8	—	Needle, carburettor throttle ... ..	1		9	
9	—	Adjuster, carb. throttle needle ... ..	1		6	
10	—	Spring, carb. throttle needle ... ..	1		3	
11	—	Jet and centre piece assy., carb. ... ..	1	5	0	
12	—	Washer, fibre, carb. jet & centre piece.	1		2	
13	—	Clip, carb. inlet manifold ... ..	1	2	0	
14	—	Screw, carb. inlet manifold clip ... ..	1		6	
15	—	Tickler assy., carburettor ... ..	1		9	
16	—	Needle, carburettor fuel feed ... ..	1		9	
17	—	Toggle assy., carb. fuel feed ... ..	1		10	
18	—	Union banjo, carb. fuel pipe ... ..	1	1	9	
19	—	Bolt, carburettor fuel pipe ... ..	1	1	0	
20	—	Gauze, carburettor banjo union ... ..	1		6	
21	—	Washer, fibre, carb. fuel pipe ... ..	1		3	
22	—	" " " " " " " "	1		3	
<b>Float Chamber.</b>						
23	—	Chamber, float, carburettor ... ..	1	3	3	
24	—	Washer, joint, carb. float cham. top ... ..	1		6	
25	—	Nut, carb. float cham. securing ... ..	1	1	0	
26	—	Washer, fibre, carb. float cham. nut ... ..	1		2	
27	—	Float, carburettor ... ..	1	3	6	
<b>Air Strangler.</b>						
28	—	Strangler assy., air ... ..	1	17	3	
—	—	Body, air strangler ... ..	1	9	3	
29	—	Clip, air stangler to carb... ..	1	2	0	
30	—	Screw, air strangler clip ... ..	1		6	
—	—	Valve, air strangler ... ..	1		10	
—	—	Spindle, air strangler valve ... ..	1	1	2	
31	—	Screw, air strangler valve securing ... ..	1		2	
32	—	Lever, air strangler ... ..	1	2	6	
33	—	Screw, air strangler lever securing ... ..	1		4	
34	—	Ball, air strangler lever locating ... ..	1		1	
35	—	Spring, air strangler lever loc. plunger	1		2	
<b>Air Cleaner.</b>						
36	—	Cleaner, air (Maze type) ... ..	1	11	6	
37	—	Clip, air cleaner to strangler } ... ..	1	}	2	3
38	—	Screw, air cleaner clip ... ..	1			
39	—	Nut, air cleaner clip screw } ... ..	1			





1

2

3

4

5

6

7



8

9

10

11

12

13

14



15

16

17

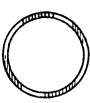
18

19

20

21

22



23

24

25

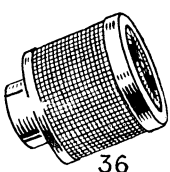
26

27

28

29

30



31

32

33

34

35

36

37

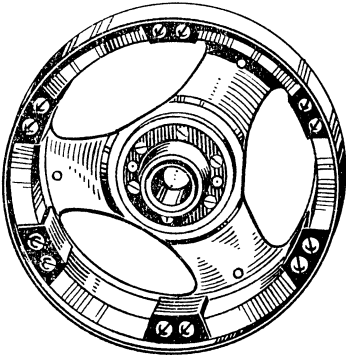
38

39

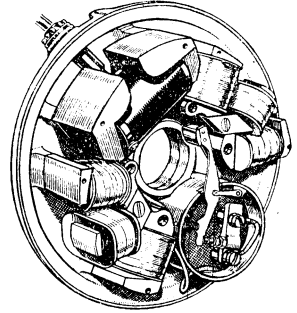
THE JAMES CYCLE CO. LTD.

JAMES 125 c.c. TWO STROKE MODEL M.L.

Illus. No.	Part No.	DESCRIPTION	No. Off	Nett Selling Price
				£ s. d.
<b>MAGNETO FLYWHEEL GROUP.</b>				
1	—	Flywheel, with magnets and poles	1	4 17 9
2	—	Coil plate assy. magneto ...	1	4 12 0
3	1137X4E	Screw, magneto coil plate to crank. case ... ..	4	3
4	—	Contact set, magneto ... ..	1	10 0
5	M175J	Condensor, magneto ... ..	1	4 6
6	—	Box, condensor magneto... ..	1	4 6
7	—	Stud, condensor box magneto ...	2	3
8	—	Coil assy., ignition magneto ...	1	1 0 0
9	—	Coil, lighting, mag. (set of 2) head	1	14 6
		" " " pair, Tail ...	set	9 3
10	—	Screw, coil fixing magneto ...	8	3
11	—	Pickup parts, magneto ... ..	1	1 7
12	1106X14	Connector assy., light., low tension	1	7
13	—	Screw, terminal magneto... ..	1	2
14	—	Cover, magneto flywheel ...	1	4 0
15	—	Screw, magneto flywheel cover	3	3



1



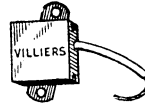
2



3



4



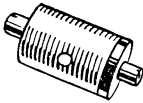
5



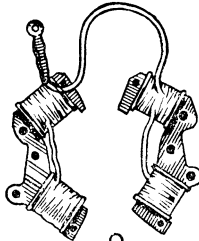
6



7



8



9



10



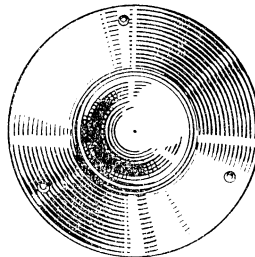
11



12



13



14



15

THE JAMES CYCLE CO. LTD.

JAMES 125 c.c. TWO STROKE MODEL M.L.

Illus. No.	Part No.	DESCRIPTION	No. Off	Nett Selling Price
				£ s. d.
<b>HEADLAMP LAMP. Pat. M35.</b>				
<b>Headlamp only complete.</b>				
—	612170	Rim Assembly ... ..		1 3 0
—	612103	Glass ... ..		2 3
—	5C-M34	Glass Fixing Wire ... ..		7
—	612172	Reflector Assembly ... ..		11 6
—	612171	Bulb Holder, main ... ..		9 3
—	351577	Switch U39-L3 ... ..		1 3 0
—	380407	Switch No. 9, dip ... ..		9 3
—	69	Main Bulb, 18/18 watt. ... ..		
—	70	” ” 24/24 ” ... ..		
—	975	Pilot Bulb ... ..		
<b>TAIL LAMP.</b>				
—	53041A	Tail Lamp complete with bulb ... ..		1 0 0
—	LR145	Rim and Glass Assembly ... ..		3 6
—	521907	Body Assembly ... ..		10 3
—	525762	Bulb Holder Interior ... ..		3 6
—	571388	Coupling Nut ... ..		1 5
—	180404	Fixing Nut ... ..		10
—	571387	Cable Cover Shell ... ..		7
—	571389	” ” ” Washer ... ..		7
—	999	Bulb ... ..		
<b>CABLES.</b>				
—	851837	Cable Set ... ..		13 9
—	612153	Cable for Speedometer ... ..		1 5
—	612154	” Head to Tail ... ..		5 3
—	612155	” to Magneto ... ..		4 6
—	21/M34	” Head to Earth ... ..		1 9
—	612167	Battery Lead and Battery Connection Assembled		10