

JAMES

SPARE PARTS CATALOGUE

1961-2-3 and 4 MODELS

- LI Comet 100
- LI5A Flying Cadet 150
- 95 Plover 150 (FRANCIS-BARNETT)
- M15 Cadet 150
- L20 Captain 200
- L20S Sports Captain 200
- L25 Commodore 250
- M25 Superswift 250
- L25T Commando 250
- L25S Cotswold 250
- M25S Sports Superswift 250
- 91 Sports Cruiser 250 (FRANCIS-BARNETT)

FRANCIS-BARNETT & JAMES
SPARES & SERVICE DEPT.
BIRMINGHAM, 11

PRICE: 10/-

JAMES

Spares for 1961-2-3-4 models

The James factory-to-dealer service is the quickest way for owners to obtain spares. James dealers hold stocks of most spares likely to be needed and if our dealer is unable to supply, we will execute an order from him by return — subject to stocks being available at the factory.

In emergencies — e.g. when touring or when the owner is unable to contact a James dealer, spares will be supplied direct against cash with order or C.O.D. Alternatively, we shall be pleased to put a James owner in touch with our nearest dealer.

Owners will assist James stockists by providing the following information when calling for spares.

Model and year of manufacture.

Frame and engine numbers in full, colour of machine.

Old part as pattern, if possible.

Part number and description as in this catalogue.

Group 1 Front Forks

2 Frames and R/S

3 Wheels, hubs, brakes

4 Engines and Gearboxes

5 Magnetos and Lights

6 Carburettors

7 Sundries

FRANCIS-BARNETT LTD. — BIRMINGHAM 11
JAMES MOTOR CYCLES LTD., BIRMINGHAM 11

Telephone : VICTORIA 2211
(5 lines)

Telegrams : JAMES GREET BIRMINGHAM
(Telex)

Group 1

JAMES

Spares for

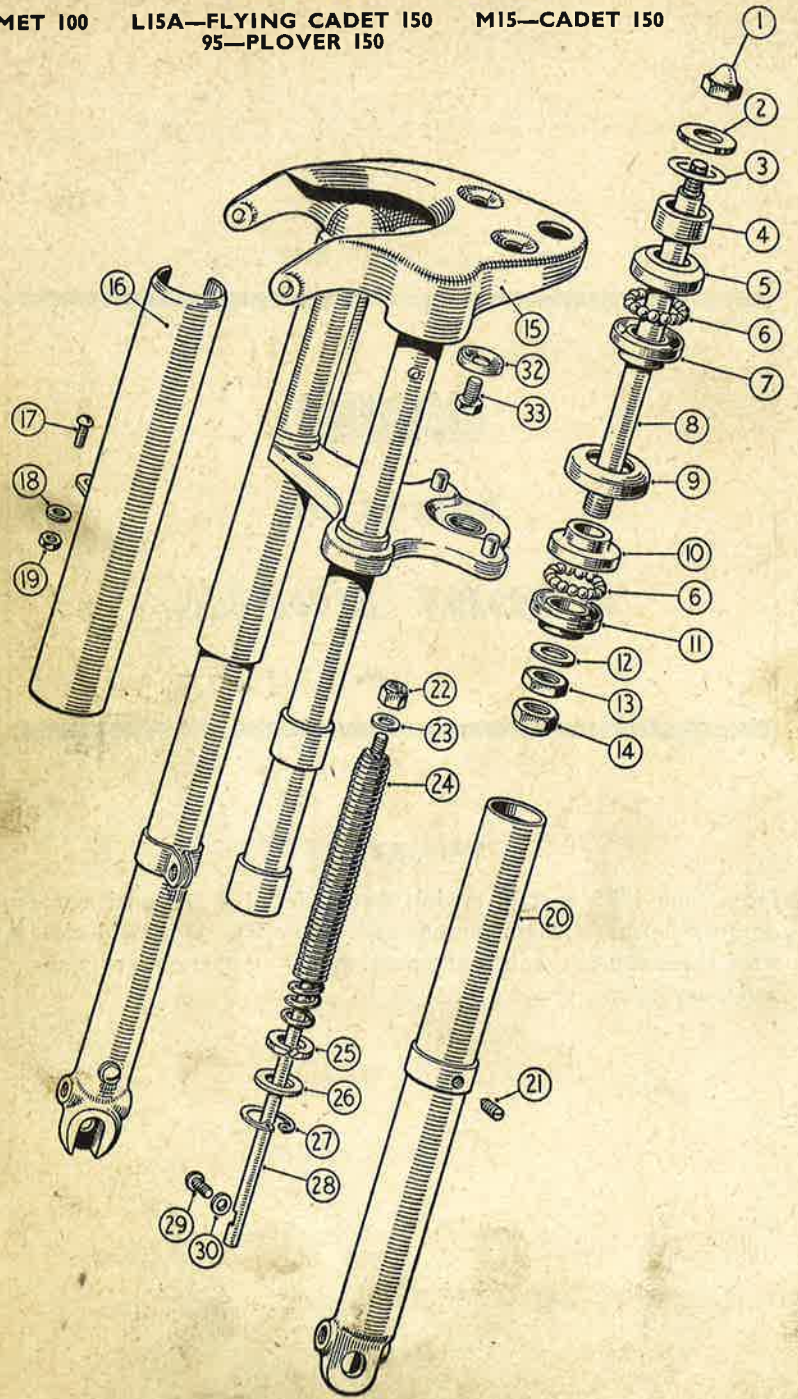
Front Forks

IMPORTANT

From June 1956, certain models were offered in optional maroon or grey finish. Orders for enamelled components should clearly state the colour, as well as the usual model numbers, part numbers and descriptions.

Front Fork

LI-COMET 100 LI5A-FLYING CADET 150 M15-CADET 150
 95-PLOVER 150



Front Fork

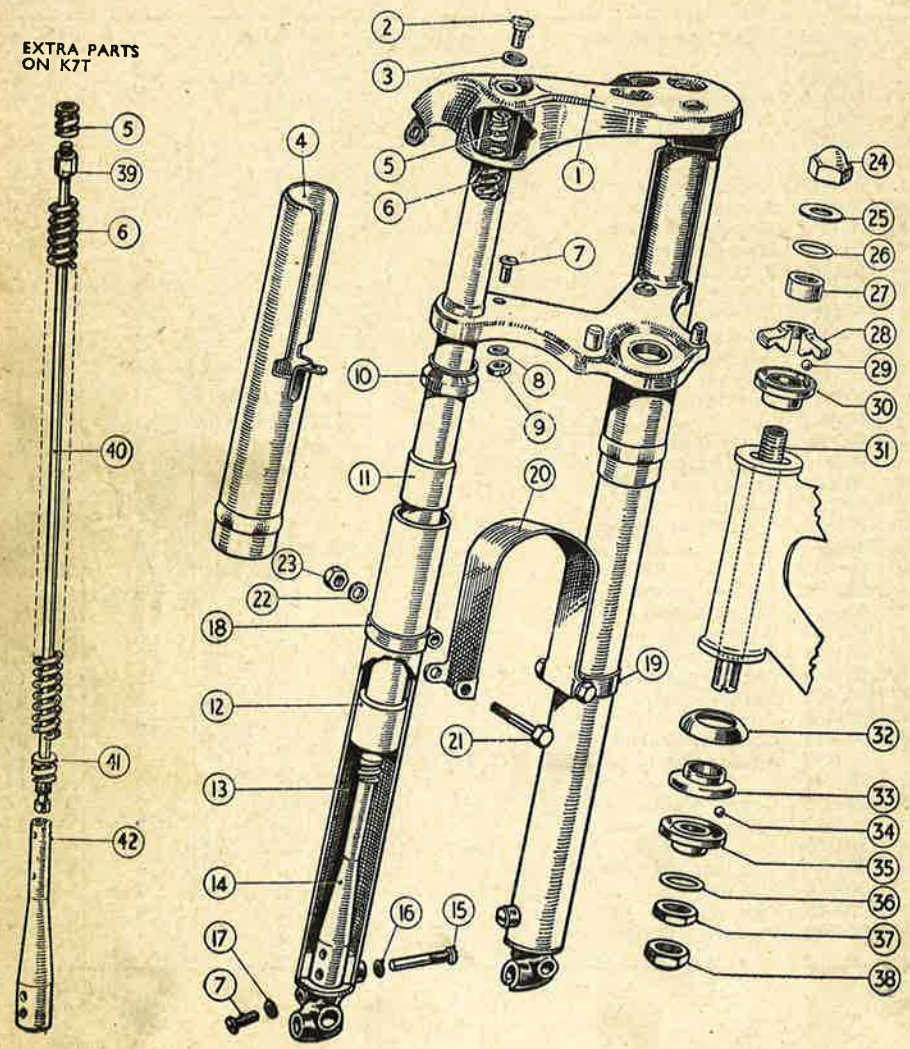
LI-COMET 100 LI5A-FLYING CADET 150 M15-CADET 150
 95-PLOVER 150

Ill. No.	Part No.	Description of Part	Model	Quantity	£ s. d.
—	004313	Front fork complete	LI, LI5A	1	18 4 0
—	007292	" " "	LI, /63	1	18 4 0
—	006824	" " "	95, M15, /63-4	1	18 4 0
1	004348	Hex nut domed	ALL	1	5 10
2	900197	Plain washer	"	1	6
3	900389	Shim	"	4	3
4	003457	Spacer	"	1	1 2
5	004497	Adjusting race	"	1	4 7
6	000371	Bearing, 1/4" dia.	"	34 set	1
7	004495	Upper frame race	"	1	2 11
8	003894	Steering stem	"	1	15 8
9	002942	Enclosure cup	"	1	2 11
10	004495	Lower frame race	"	1	2 11
11	004496	Crown race	"	1	3 10
12	900383	Plain washer	"	1	3
13	900353	Adjusting nut	"	1	1 5
14	900352	Locknut	"	1	1 5
15	003461	Fork Stanchions	LI, LI5A, /62	1	6 12 0
15	006823	"	95, LI, M15, /63-4	1	6 12 0
16	003462	Outer cover	ALL	2	10 8
17	900315	Mush head screw	"	2	6
18	900004	Shakeproof washer	"	2	2
19	900027	Hex nut	"	2	3
20	003550	Slider tube (except 1964 M15, 95)	ALL	2	2 10 0
20	006424	" " LH	95, M15, /63-4	2	2 10 0
20	006423	" " RH	95, M15, /63-4	1	2 10 0
21	003478	Oil level screw	ALL	2	9
22	900403	Self locking nut	"	2	6
23	900162	Plain washer	"	4	2
24	004475	Coil spring	"	2	7 6
25	003469	Retaining washer	"	2	1 2
26	900418	Plain washer	"	2	3 4
27	003468	Circlip	"	2	10
28	004484	Compression rod	"	2	8 4
29	900355	Anchor bolt (except 1964 M15, 95)	"	2	1 7
29	900546	"	95, M15, /63-4	2	1 7
30	900526	Copper washer	ALL	2	3
—	003475	Bridge attachment clip	"	2	3 7
—	900108	" clip bolt	"	1	6
—	003474	Clip bolt and cable stop	"	1	2 6
—	900000	Hex nut	"	2	3
—	900009	Plain washer	"	4	2
—	004294	Mudguard bridge	"	1	5 6

Front Fork, Mk. 1

L20—CAPTAIN 200 L25—COMMODORE 250 L25T—COMMANDO 250

EXTRA PARTS
ON K7T



Front Fork, Mk. 1

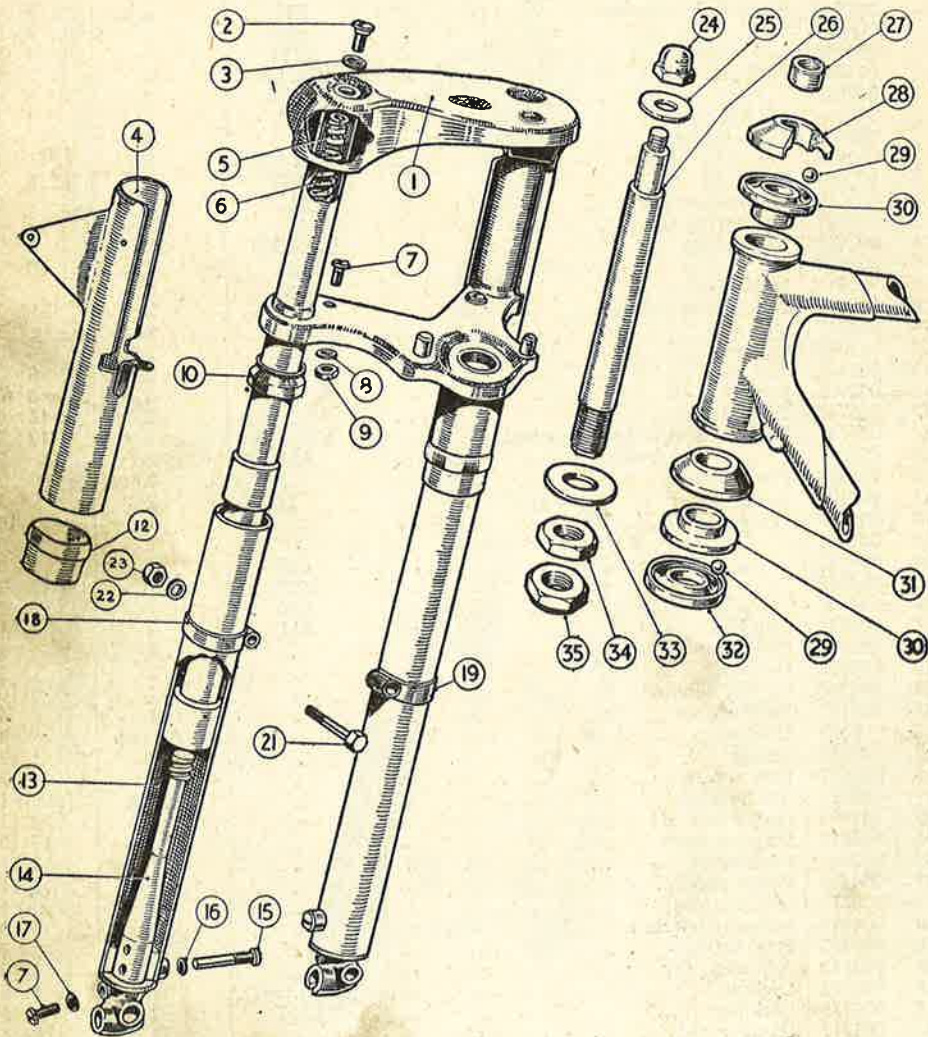
L20—CAPTAIN 200 L25—COMMODORE 250 L25T—COMMANDO 250

Ill. No.	Part No.	Description of Part	Model	Quantity	£ s. d.
—	005746	Front fork complete	L25	1	25 4 0
—	005816	" " " " " " " " " " " "	L20	1	25 4 0
—	007146	" " " " " " " " " " " "	L25T	1	28 13 2
1	003953	Fork stanchions	L25, L20	1	7 7 6
1	007018	" " " " " " " " " " " "	L25T	1	8 5 4
2	900364	Oil filler plug	ALL	2	1 5 2
3	900144	Fibre washer	"	2	2
4	002938	Top cover sleeve	L25, L20	2	16 7
4	007004	" " " " " " " " " " " "	L25T	2	16 7
—	003282	Chrome extension	ALL	2	4 0
5	002949	Top spring adaptor	"	2	3 4
6	002948	Coil spring	L20, L25T	2	1 0 9
6	004450	" " " " " " " " " " " "	L25	2	1 0 9
7	900315	Mush head screw	ALL	4	6
8	900004	Shakeproof washer	"	2	2
9	900027	Hex nut	"	2	3
10	003018	Oil seal	"	2	4 0
11	002907	Top bush	"	2	8 0
12	002906	Bottom bush	"	2	8 0
13	005747	Slider tube	"	2	2 18 0
14	004781	Damper post and spring adaptor	L20, L25	2	12 6
15	002917	" " bolt	ALL	2	9
16	900358	Fibre washer	"	2	2
17	900102	Seloc washer	"	2	3
18	003199	Mudguard clip, L.H.	"	1	5 10
19	003020	" " R.H.	"	1	4 0
20	004162	" " bridge	L25	1	7 0
20	003868	" " " " " " " " " " " "	L25T	1	18 2
20	004703	" " " " " " " " " " " "	L20	1	5 9
21	900094	Clip bolt	ALL	2	1 1
22	900009	Plain washer	"	2	2
23	900000	Hex nut	"	2	3
24	004348	" " domed	"	1	5 10
25	900197	Plain washer	"	1	6
26	900389	Shim	"	As req.	3
27	003457	Spacer	"	1	1 2
28	004497	Fork top race	"	1	4 7
29	000371	Ball bearings	"	17 set	(each) 1
30	004495	Frame race	"	1	2 11
31	003894	Steering stem	"	1	15 10
32	002942	Dust cover	"	1	2 11
33	004495	Frame race	"	1	2 11
34	000371	Ball bearings	"	17 set	(each) 1
35	004496	Bottom fork race	"	1	3 10
36	900383	Plain washer	"	1	3
37	900353	Adjusting nut	"	1	1 5
38	900352	Locknut	"	1	1 5
39	900375	Locknut	L25T	2	6
40	003219	Damper rod	"	2	8 4
41	003185	Spring adaptor, bottom	"	2	7 6
42	006035	Damper post	"	2	16 0

Front Fork, Mk. 1

L20S—SPORTS CAPTAIN 200

M25—SUPERSWIFT 250



Front Fork, Mk. 1

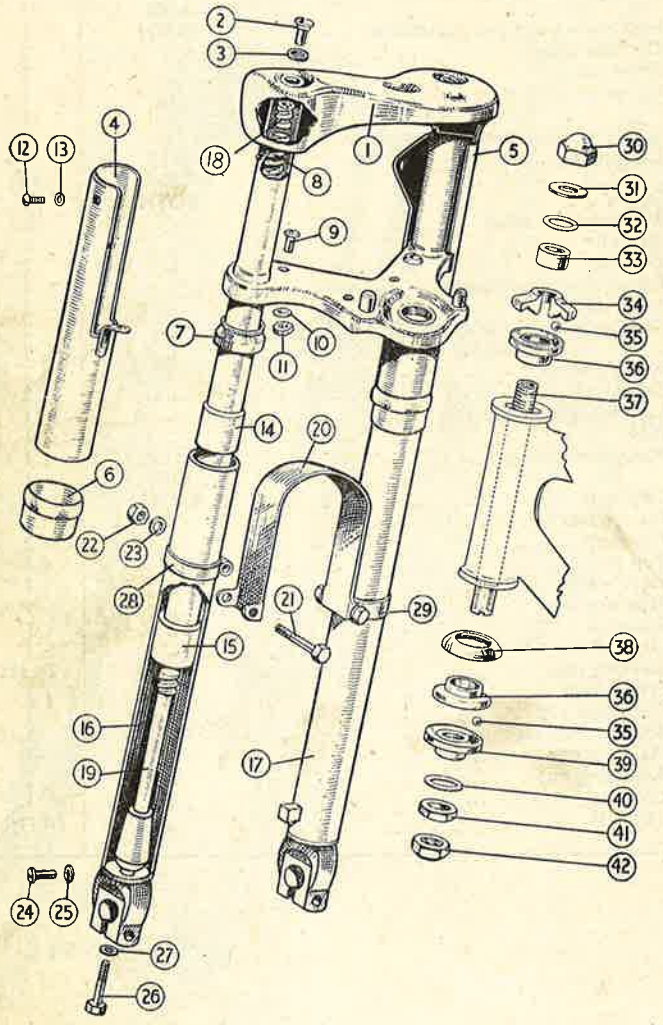
L20S—SPORTS CAPTAIN 200

M25—SUPERSWIFT 250

Ill. No.	Part No.	Description of Part	Model	Quantity	£ s. d.
—	007106	Front fork complete	M25	1	25 4 0
—	006559	" " " " " " " " " " " "	L20S	1	25 4 0
1	006220	Fork crown top and stanchions	BOTH	1	7 7 6
2	900364	Oil filler plug	"	2	1 5
3	900144	Fibre washer	"	2	2
4	005644	Cover sleeve L.H.	"	1	1 0 5
—	005757	" " R.H.	"	1	1 0 5
5	002949	Spring adaptor (top)	"	2	3 4
6	004450	Coil spring	M25	2	1 0 9
6	002948	" " " " " " " " " " " "	L20S	2	1 0 9
7	900315	Screw	BOTH	4	6
8	900004	Shakeproof washer	"	2	2
9	900027	Hex nut	"	2	3
10	003018	Oil seal	"	2	4 0
12	003282	Cover sleeve extension	"	2	4 0
13	005747	Slider tube	"	2	2 18 0
14	004781	Damper post c/w adaptor	"	2	12 6
15	002917	" " retaining bolt	"	2	9
16	900358	Fibre washer	"	2	2
17	900102	Seloc washer	"	2	3
18	003199	L.H. mudguard clip	"	1	5 10
19	003020	R.H. " " " " " " " " " " " "	"	1	4 0
20	007118	Mudguard bridge	M25	1	7 0
20	006870	" " " " " " " " " " " "	L20S	1	18 2
21	900094	Clip bolt	BOTH	2	1 1
22	900009	Plain washer	"	2	2
23	900000	Hex nut	"	2	3
24	004348	Top nut	"	1	5 10
25	900197	Plain washer	"	1	6
26	003894	Steering stem	"	1	15 10
27	003457	Spacer	"	1	1 2
28	004497	Upper fork race	"	1	4 7
29	000371	Ball bearings	"	34 set	(each) 1
30	004495	Frame race	"	2	2 11
31	002942	Enclosure cup	"	1	2 11
32	004496	Bottom fork race	"	1	3 10
33	900383	Plain washer	"	1	3
34	900353	Adjusting nut	"	1	1 5
35	900352	Locknut	"	1	1 5
—	900389	Shim	"	As req.	3

Front Fork, Mk. 2

1962 L20S—SPORTS CAPTAIN M25—SUPERSWIFT
 1963 L20 L20S M25 M25S

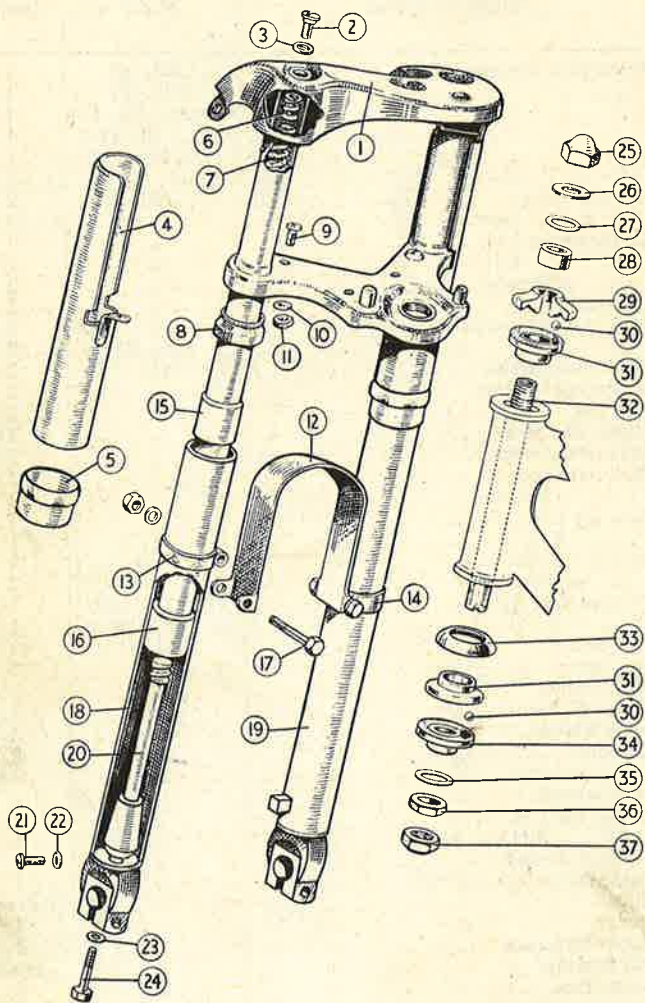


Front Fork, Mk. 2

1962 L20S—SPORTS CAPTAIN M25—SUPERSWIFT
 1963/4 L20 L20S M25 M25S 91

Ill. No.	Part No.	Description of Part	Model	Quantity	£ s. d.
—	006398	Front fork complete	L20S, /62	1	25 4 0
—	007124	" " " " " " " " " " " "	M25, /62	1	25 4 0
—	007184	" " " " " " " " " " " "	91, M25S, L20S, /63-4	1	25 4 0
—	007185	" " " " " " " " " " " "	M25, L20, /63-4	1	25 4 0
1	006220	Fork "H"	M25, L20S, /62	1	7 7 5
1	007189	" " " " " " " " " " " "	ALL, /63-4	1	7 7 5
2	900364	Oil filler plug	ALL	2	1 5
3	900144	" " " washer	"	4	3
4	005644	Cover sleeve L.H.	"	1	0 5
5	007196	" " R.H.	"	1	0 5
6	003282	" " extension	"	2	4 0
7	003018	Oil seal	"	2	4 0
8	002948	Fork spring (except M25 1961-2)	"	2	1 0 9
8	004450	" " " " " " " " " " " "	M25, /62	2	1 0 9
9	900315	Mush head screw	ALL	2	6
10	900004	Shakeproof washer	"	2	2
11	900027	Hex nut	"	2	3
12	900315	Mush head screw	"	2	6
13	900004	Shakeproof washer	"	2	2
14	002907	Fork bush top	"	2	8 0
15	002906	" " bottom	"	2	8 0
16	006602	Fork leg L.H.	"	1	2 18 0
17	006228	" " R.H.	"	1	2 18 0
18	002949	Spring top adaptor	"	2	3 4
19	006249	" support pillar	"	2	15 9
20	006870	Mudguard bridge	91, M25S, L20S	1	18 2
20	007118	" " " " " " " " " " " "	M25, L20	1	7 0
21	900094	Hex bolt	ALL	2	1 1
22	900000	Hex nut	"	2	3
23	900009	Plain washer	"	2	2
24	900315	Screw oil drain	"	2	6
25	900102	Seloc washer	"	2	3
26	900521	Hex bolt	"	2	1 0
27	900540	Copper washer	"	2	4
—	900044	Plain washer	"	2	2
28	007120	Bridge clip L.H.	"	1	5 10
29	007121	" " R.H.	"	1	4 0
30	004348	Hex nut domed	"	1	5 10
31	900197	Plain washer	"	1	6
32	900389	Shim	"	As req.	3
33	003457	Spacer	"	1	1 2
34	004497	Upper fork race	"	1	4 7
35	000371	Ball bearings	"	34 set	(each) 1
36	004495	Frame race	"	2	2 11
37	003894	Steering stem	"	1	15 10
38	002942	Enclosure cup	"	1	2 11
39	004496	Lower fork race	"	1	3 10
40	900383	Plain washer	"	1	3
41	900353	Adjuster nut	"	1	1 5
42	900352	Lock nut	"	1	1 5

Front Fork, Mk. 2



Front Fork, Mk. 2

1962

L20—CAPTAIN

L25—COMMODORE

Ill. No.	Part No.	Description of Part	Model	Quantity	£ s. d.
—	006395	Front fork complete	L25	1	25 4 0
—	006397	" " " " " " " " " " " "	L20	1	25 4 0
1	003953	Fork "H" ... " ... " ... " ... " ...	BOTH	1	7 7 6
2	900364	Filler plug ... " ... " ... " ... " ...	"	2	1 5 5
3	900144	Fibre washer ... " ... " ... " ... " ...	"	4	1 3 3
4	002938	Cover sleeve ... " ... " ... " ... " ...	"	2	16 7 0
5	003282	" " extension ... " ... " ... " ... " ...	"	2	4 0 0
6	002949	Top spring adaptor ... " ... " ... " ... " ...	"	2	3 4 4
7	004450	Main spring ... " ... " ... " ... " ...	L25	2	1 0 9
7	002948	" " ... " ... " ... " ... " ...	L20	2	1 0 9
8	003018	Oil seal ... " ... " ... " ... " ...	BOTH	2	4 0 0
9	900315	Mush screw ... " ... " ... " ... " ...	"	2	6 2
10	900004	Plain washer ... " ... " ... " ... " ...	"	2	2
11	900027	Hex nut ... " ... " ... " ... " ...	"	2	3
12	004162	Mudguard bridge ... " ... " ... " ... " ...	M25	1	7 0 0
12	004703	" " ... " ... " ... " ... " ...	L20	1	7 0 0
13	003199	Clip, L.H. ... " ... " ... " ... " ...	BOTH	1	5 10
14	003020	Clip, R.H. ... " ... " ... " ... " ...	"	1	4 0 0
15	002907	Top bush ... " ... " ... " ... " ...	"	2	8 0 0
16	002906	Bottom bush ... " ... " ... " ... " ...	"	2	8 0 0
17	900094	Hex bolt ... " ... " ... " ... " ...	"	2	1 1 2
—	900009	Washer ... " ... " ... " ... " ...	"	2	2
—	900000	Hex nut ... " ... " ... " ... " ...	"	2	3
18	006602	Slider tube, L.H. ... " ... " ... " ... " ...	"	1	2 18 0
19	006228	" " R.H. ... " ... " ... " ... " ...	"	1	2 18 0
20	006249	Damper post and lower adaptor ... " ... " ... " ... " ...	"	2	15 9
21	900315	Mush head screw ... " ... " ... " ... " ...	"	2	6
22	900102	Seloc washer ... " ... " ... " ... " ...	"	2	3
23	900540	Copper washer ... " ... " ... " ... " ...	"	2	4
24	900521	Hex bolt ... " ... " ... " ... " ...	"	2	1 0
25	004348	Hex domed nut ... " ... " ... " ... " ...	"	1	5 10
26	900197	Plain washer ... " ... " ... " ... " ...	"	1	6
27	900389	Shim ... " ... " ... " ... " ...	"	1	3
28	003457	Spacer ... " ... " ... " ... " ...	"	1	1 2
29	004497	Upper fork race ... " ... " ... " ... " ...	"	1	4 7
30	000371	Ball bearings ... " ... " ... " ... " ...	"	34 set	(each) 1
31	004495	Frame race ... " ... " ... " ... " ...	"	2	2 11
32	003894	Steering stem ... " ... " ... " ... " ...	"	1	15 10
33	002942	Enclosure cup ... " ... " ... " ... " ...	"	1	2 11
34	004496	Lower fork race ... " ... " ... " ... " ...	"	1	3 10
35	900383	Plain washer ... " ... " ... " ... " ...	"	1	3
36	900353	Adjusting nut ... " ... " ... " ... " ...	"	1	1 5
37	900352	Lock nut ... " ... " ... " ... " ...	"	1	1 5

JAMES
Spares for
**Frames and
Rear Suspension**

IMPORTANT

From June 1956, certain models were offered in optional maroon or grey finish. Orders for enamelled components should clearly state the colour, as well as the usual model numbers, part numbers and descriptions.

Ill. No.	Part No.	Description of Part	Model	Qty.	£ s. d.
1	003355	Frame dorsal tube	Both	1	6 12 6
2	005404	Engine loop tube	LI5A	1	3 0 5
2	004296	" " "	LI	1	3 0 5
3	005615	Head Steady	LI5A	1	2 11
4	005400	Rear engine lug	"	1	3 7
4	003486	" " "	LI	1	2 11
5	004081	Centre section pressing	LI5A	1	10 9 6
5	005966	" " "	LI	1	10 9 6
6	003678	Tool compartment lid	Both	1	6 9
—	005722	Transfer — model name	LI5A	2	2 6
—	004256	" " "	LI	2	2 6
7	000641	Thumb screw	Both	1	2 6
8	003656	Battery clip (direct lighting)	"	1	1 3
—	002484	Insulating strip	"	1	6
—	003836	Battery bracket (rectified lighting)	"	1	3 5
—	900074	" " clamp bolt	"	1	1 2
—	003766	Rubber pad	"	2	6
9	003435	Footrest bar	"	1	8 8
10	003433	Spring housing and spacer	"	1	7 0
11	003431	Pedal spring	"	1	1 5
12	004055	Brake Pedal	"	1	1 0 3
13	002367	" rod	"	1	2 11
14	002382	" " roller	"	1	1 9
15	000342	" " adjuster	"	1	3 4
16	005709	Footrest hanger	"	1	10 0
17	002026	" rubber	"	2	2 6
18	003436	" spacer R.H.	"	2	1 9
19	004231	Stand pivot tube	"	1	12 8
20	005725	" frame	"	2	3 0
21	003383	" rod	"	1	2 1
22	003395	" spring	"	1	1 5
23	003415	Rear suspension torque tube	"	1	13 0
24	003526	" " Torsion bush	"	2	6 7
25	004186	" " pivot fork	"	1	6 1 8
26	004286	" " coil spring	"	2	1 0 9
27	003446	" " rubber grommet	"	2	1 2
28	003443	Chain guard	"	1	16 9
29	003479	" " spacer	"	1	6
30	005863	Rear mudguard	"	1	7 9 0
31	005627	Twinsat (LI optional extra)	LI5A	1	5 5 0
31	005969	Rubber seat	LI	1	4 18 6
—	002545	Rear carrier	"	1	1 5 9
32	006070	Damper unit (optional extra)	Both	1	2 12 9

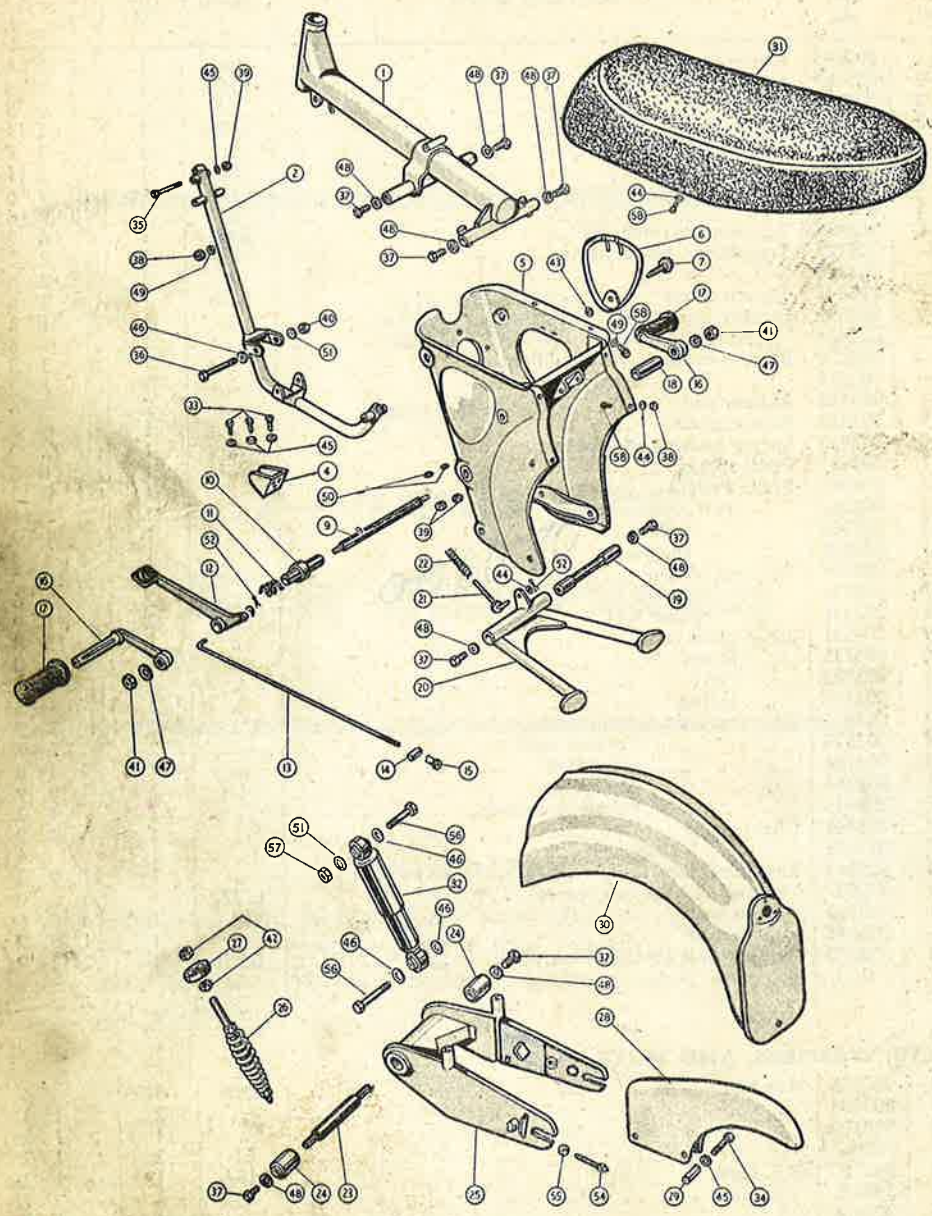
BOLTS, WASHERS, AND NUTS

33	900055	Hex bolt	Both	3	6
34	900094	" "	"	2	1 1
35	900290	" "	"	1	1 2
36	900068	" "	LI	2	1 2
36	545050	D.E. stud	LI5A	1	1 2
—	545051	" "	"	1	7
—	900468	" "	"	1	1 7
—	900069	Hex bolt (rear engine fixing)	LI	1	1 2
37	900384	Hex bolt	Both	8	1 2
38	900027	" Nut	"	8	3

Frame

LI-COMET 100 1961-2-3-4

LI5A-FLYING CADET 150 1961-2



003355

Frame

LI-COMET 100 1961-2-3-4

LI5A-FLYING CADET 150 1961-2

Ill. No.	Part No.	Description of Part	Model	Qty.	£ s. d.
39	900285	Hex Nut	Both	3	6
40	900017	" " (2 only LI5A)	"	3	6
40	500004	" "	LI5A	4	5
41	900035	" "	Both	2	6
42	900390	" "	"	4	6
43	900350	Tapped washer	"	1	2
44	900008	Plain washer	"	14	2
45	900009	" "	"	5	2
46	900011	" "	"	3	2
47	900033	" "	"	2	2
48	900030	" "	"	8	2
49	900004	Shakeproof washer	"	8	2
50	900003	" "	"	2	2
51	900009	Plain washer	LI5A	4	2
51	900002	Shakeproof washer	Both	2	2
52	900121	Split pin	"	2	2
53	900155	Self tapping screw	"	4	2
54	900387	Chain adjuster	"	2	6
55	900023	" " locknut	"	2	3
56	900501	Bottom damper unit bolt	"	1	1
56	900410	Top damper unit bolt	"	1	2 0
57	900021	Hex nut	"	2	3
58	900054	Hex bolt	"	4	6

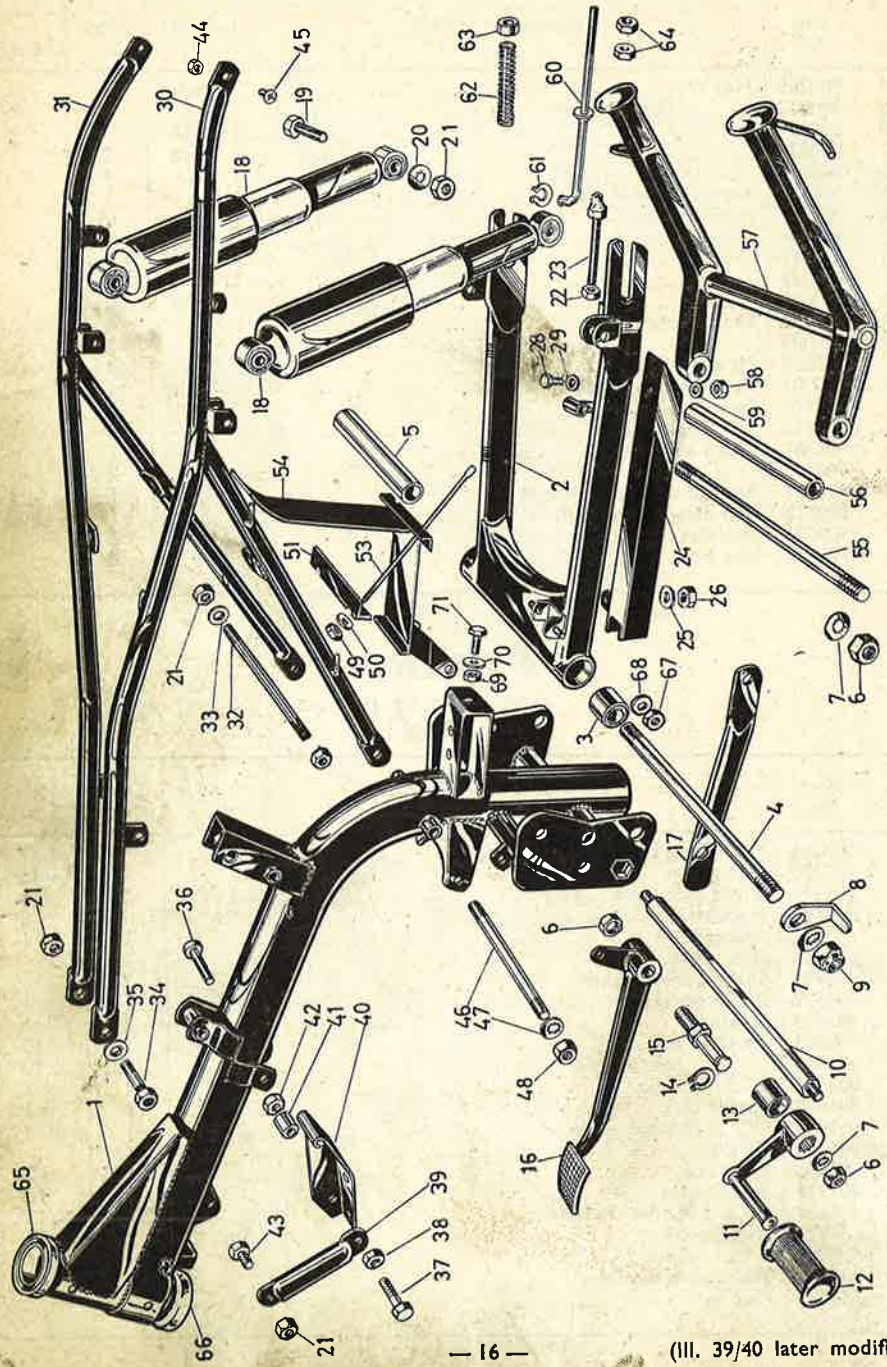
Frame

M15-CADET 150
95-PLOVER 150

Ill. No.	Part No.	Description of Part	Qty.	£ s. d.
1	007644	Frame front	1	6 7 0
2	407229	Swing arm	1	4 15 5
3	405373	Silent Bloc bush	2	8 2
4	405383	Pivot stud	1	5 7
5	407237	Spacer tube	1	0
6	401224	Hex nut	2	5
7	403942	Shake proof washer	2	2
8	006679	Brake pedal stop	1	1 2
9	405495	Hex nut	2	1 0
10	405753	Footrest bar... ..	1	10 0
11	002815	" hanger	2	10 0
12	002026	" rubber	2	2 6
13	406559	Spacer O.S.	1	1 5
—	402627	" N.S.	1	6
14	405415	Circlip	1	7
15	006678	Pivot bolt	1	2 7
16	407320	Brake pedal	1	16 2
17	407234	P.F.R. and silencer bracket	1	12 2
18	006322	Damper unit	2	3 3 0
19	06/24	" bolts	4	1 0
20	900002	Shakeproof washer	8	2
21	900021	Hex nut	9	3

Frame

M15 — CADET 150
95—PLOVER 150



Frame

M15—CADET 150
95—PLOVER 150

Ill. No.	Part No.	Description of Part	Qty.	£	s.	d.
22	406176	Chain adjuster locknut	2			2
23	406170	" " bolt	2	1	0	0
24	407357	Bottom chainguard	1	6	8	
25	900008	Washer	1			2
26	900027	Hex nut	3			3
28	14/28	Hex bolt	1	1	0	
29	900008	Plain washer	1			2
30	006837	Rear frame tube L.H.	3	6	7	
31	006836	" " R.H.	3	6	7	
32	406691	Frame stud	1	1	9	
33	900002	Washer	1			2
34	405031	Frame stud	1	1	7	
35	900002	Washer	1			2
36	36/20	Engine steady bolt	1	1	0	
37	15/16	" " "	1	1	0	
38	900103	" " "	1			6
39	007630	" " " Assembly	1	12	0	
41	407528	" " spacer	1			7
42	900103	" " nut	1			6
43	15/14	" " bolt	1			7
44	900027	Hex nut	2			3
45	900404	Unbrako screw	2	1	0	
46	900468	Rear engine stud	1	1	8	
47	900002	Shake proof washer	2			2
48	900017	Hex nut	2			6
49	900124	Battery clamp nut (rectified lighting)	2			2
50	900006	" " washer	2			2
51	006658	" " strap	1			11
53	006659	" " stud	2	1	2	
54	006657	" " carrier	1	5	6	
54	407314	" " (direct lighting)	1	3	6	
55	407470	Centre stand rod	1	4	4	
56	407258	" " tube	1	3	8	
57	407239	" " "	2	0	7	
58	900027	Hex nut	2			3
59	900008	Plain washer	2			2
60	407404	Stand operating rod	1	2	1	
61	407248	Klicax retainer	1			3
62	405655	Stand spring	1	1	3	
63	407406	" " spacer	1			5
—	407299	Spring rod pivot plate	1			7
64	1015	Hex nut	2			3
65	004495	Race	2	2	11	
66	002942	" cover	1	2	11	
67	900027	Hex nut	1			3
68	900008	Plain washer	1			2
69	900027	Hex nut	1			3
70	900008	Plain washer	1			2
71	14/8	Hex bolt	1			5

Frame

L20 — CAPTAIN 200

L20S — SPORTS CAPTAIN 200

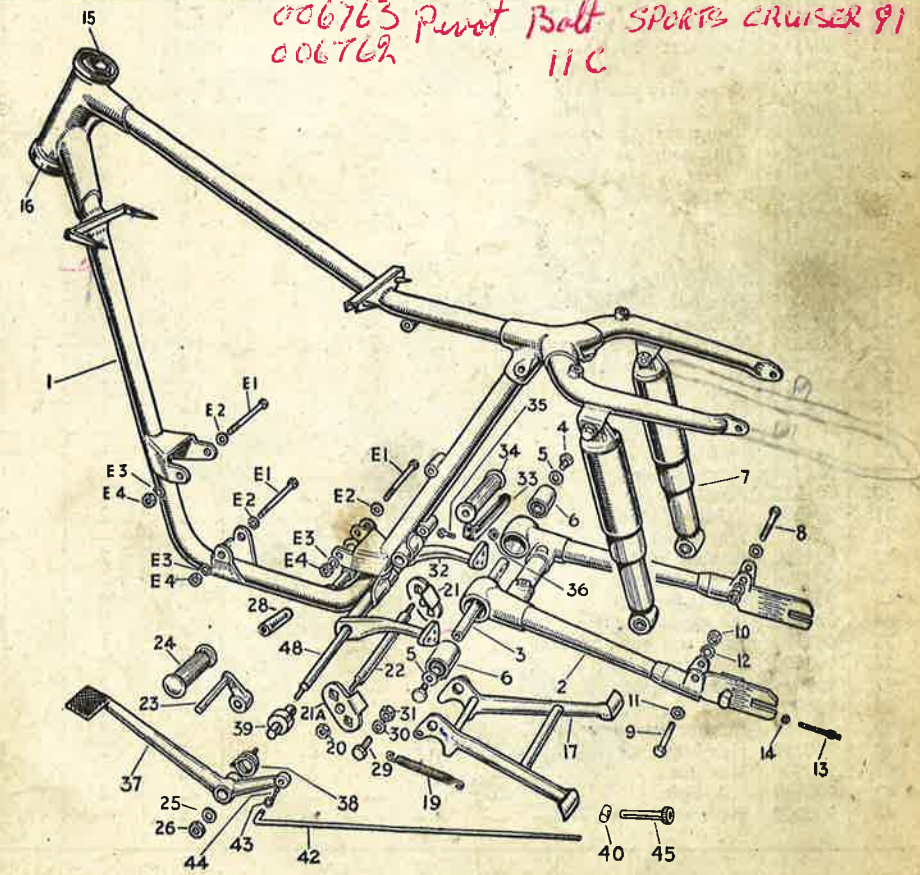
Ill. No.	Part No.	Description of Part	Model	Qty.	Each £ s. d.
1	005420	Front Frame	Both/61-2-3 and 1963 L20 L20S/63-4	1	18 4 0
1	007219	" "	L20S/63-4	1	18 4 0
2	001778	Swing arm	Both	1	5 15 9
3	001878	Pivot tube	"	1	1 0 9
4	001897	" bolt	"	2	1 1 1
5	900197	Plain washer	"	2	1 6 6
6	001973	Torsion bush	"	2	6 7 7
7	006053	Rear suspension unit	"	2	3 3 0
8	900198	Hex bolt (1 only L20S)	"	3	1 1 1
8	900073	" " top <i>LONG FOR MOUNTING SUPPORT</i> L20S	L20S	2	1 1 1
9	900313	" " ... <i>LONG FOR CHAIN WARD</i> Both	Both	1	1 1 1
10	900021	" nut (2 only L20S)	"	4	6 6 6
10	900017	" " top L20S	L20S	2	6 6 6
11	900011	Plain washer (6 on L20S)	Both	4	2 2 2
12	900002	Shakeproof washer	"	4	2 2 2
13	900387	Chain adjuster	"	2	1 0 0
14	900023	" " locknut	"	2	3 3 3
15	004495	Frame race	"	2	2 11 11
16	002942	" " cover	"	1	2 11 11
17	005812	Centre stand L20	L20	1	2 6 0
19	004944	" " spring	"	1	2 2 2
20	006360	Abutment bolt	"	1	2 1 1
21	900541	D.E. stud	"	1	2 10 10
22	006359	Abutment bar	"	1	2 10 10
23	003472	Footrest hanger	"	2	10 0 0
—	006585	" " O.S. L20S	L20S	1	10 0 0
—	006579	" " N.S. L20S	L20S	1	12 2 2
—	004471	Folding footrest L20S/61-2	L20S/61-2	1	11 0 0
—	006998	" " L20S/63-4	L20S/63-4	1	11 0 0
24	002026	Footrest rubber L20	L20	2	2 6 6
—	004491	" " L20S/61-2	L20S/61-2	2	2 6 6
—	404667	" " L20S/63-4	L20S/63-4	2	2 6 6
25	900033	Plain washer	Both	2	2 2 2
26	900035	Hex nut	"	2	6 6 6
29	005701	Stand bolt L20	L20	2	2 6 6
30	900030	Plain washer	"	2	2 2 2
31	900390	Hex nut	"	2	6 6 6
32	005785	Pillion footrest hanger	"	2	9 8 8
—	006580	" support tube L20S	L20S	2	7 4 4
—	006581	" "	"	1	7 4 4
—	006582	" "	"	1	7 4 4
—	006741	Attch. Pivot bolt	"	2	2 10 10
—	900002	Shakeproof washer	"	2	2 2 2
—	900021	Hex nut	"	2	6 6 6
33	004786	Pillion footrest pressing L20	L20	2	11 0 0
33	004471	" " L20S	L20S	2	11 0 0
34	004491	" " rubber Both	Both	2	2 6 6
35	900025	Hex bolt	"	2	6 6 6
36	900027	Hex nut	"	2	3 3 3
37	004055	Brake pedal L20	L20	1	1 0 3
37	006569	" " L20S	L20S	1	1 1 3
38	003431	" " spring Both	Both	1	1 6 6
39	005783	Spring cup and spacer	"	1	6 1 1
40	002382	Brake rod roller	"	1	1 9 9
42	002367	Brake rod	"	1	2 11 11

Frame

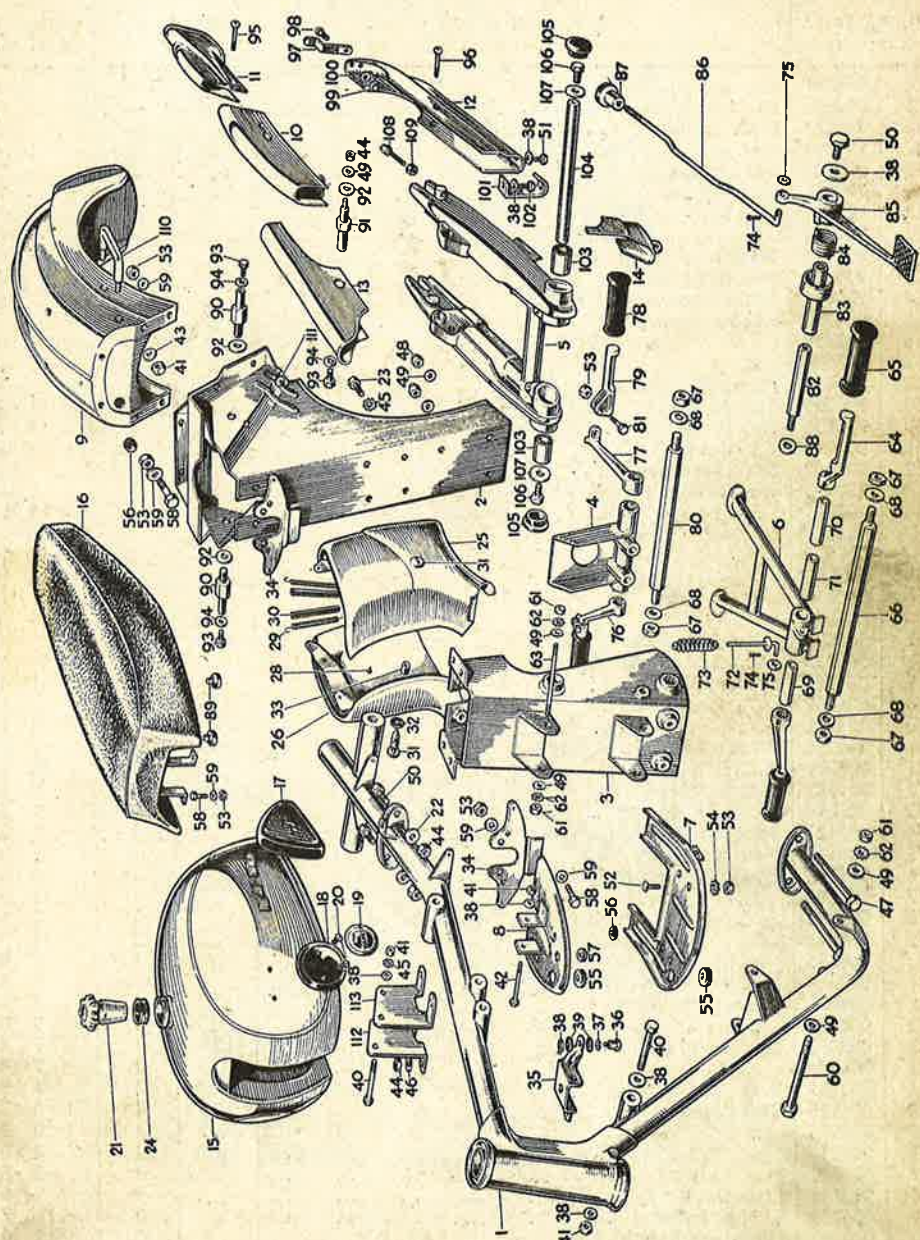
L20 — CAPTAIN 200

L20S — SPORTS CAPTAIN 200

Ill. No.	Part No.	Description of Part	Model	Qty.	Each £ s. d.
43	900162	Brake rod plain washer	Both	1	2 2 2
44	900121	" " split pin	"	1	2 2 2
45	000342	" " adjuster	"	1	3 2 2
48	005782	Footrest bar L20	L20	1	10 2 8
48	006568	" " L20S	L20S	1	6 8 8
E1	900332	Engine bolt	Both	3	1 6 6
E2	900011	Plain washer	"	3	2 2 2
E3	900002	Shakeproof washer	"	3	2 2 2
E4	900017	Hex nut	"	3	6 6 6
—	006038	Lifting handle R.H. L20	L20	1	8 4 4
—	006039	" " L.H. L20	L20	1	8 4 4
—	900404	Unbrako screw	"	4	1 0 0
—	900027	Hex nut	"	4	3 3 3
—	900004	Shakeproof washer	"	4	2 2 2



Ill. No.	Part No.	Description of Part	Model	Qty.	£	s.	d.
1	004001	Frame front section	Both	1	7	17	6
2	004023	Main channel pressing	"	1	3	0	3
3	004174	Frame base	"	1	4	10	6
4	004175	Pillion footrest mounting bracket	"	1	1	11	6
5	004016	Swing arm	"	6	7	6	6
6	006990	Centre stand	M25	2	10	0	0
6	003917	"	L25	2	10	0	0
7	004057	Battery Platform	Both	1	10	6	3
—	004428	" " rubber buttons	"	4	1	0	0
8	004131	Centre section cover plate	"	1	7	0	0
9	005863	Rear mudguard	"	1	7	9	0
10	004040	Upper chainguard	"	1	1	13	6
11	004052	Rear chainguard	"	1	1	19	6
12	004064	Lower chainguard	"	1	1	19	6
13	004187	Pump cover	"	1	12	4	4
14	006967	Chainguard front cover	M25	1	6	0	0
14	004154	" " " "	L25	1	6	0	0
15	006081	Petrol tank... " "	Both	10	3	10	0
16	007113	Twinseat	M25	5	5	0	0
16	004062	" " " "	L25	5	5	0	0
17	006012	Knee Grip pad L.H.	Both	1	3	0	0
—	006013	" " " " R.H.	"	1	3	0	0
18	002816	Badge seating rubber	"	2	1	9	3
19	004294	Tank badge	"	2	9	3	0
20	900511	" " screws	"	4	1	2	2
21	006008	Chrome panel L.H.	"	1	0	6	6
21A	006009	" " R.H.	"	1	0	6	0
—	006213	" " beading	"	2	5	0	0
—	900500	" " screws	"	2	2	2	2
22	900273	Plain washer $\phi 3/8$ "	"	2	2	2	2
23	900055	Hex bolt $5/16$ " BSC X $13/16$ " L	"	2	1	6	0
24	005950	Filler cap	"	1	1	0	0
25	006964	Centre section pressing L.H.	M25	2	8	0	0
25	004046	" " " " R.H.	L25	2	5	0	0
26	006963	" " " " R.H.	M25	2	8	0	0
26	004047	" " " " R.H.	L25	2	5	0	0
27		Not fitted		—	—	—	—
28		Not fitted		—	—	—	—
29	004384	Cover spring	Both	2	1	6	7
30	001522	Plastic sleeve	"	2	2	0	0
31	004259	Oddie fastener	"	2	2	0	0
32		Not fitted		—	—	—	—
33	004260	Rubber bush	"	2	3	0	0
—	004224	Oddie fastener clip	"	2	1	0	2
—	900401	Rivets for clip	"	4	2	2	2
34	004120	Spring-tinge plate	"	2	3	9	0
35	003179	Tank and horn bracket	"	1	5	0	0
36	900408	Shouldered bolt	"	2	2	0	0
37	900014	Plain washer $\phi 3/8$ "	"	2	2	2	2
38	900009	" " $\phi 3/16$ "	"	2	2	2	2
39	004319	Rubber washer $\phi 3/8$ "	"	4	4	2	2
40	900290	Hex bolt $5/16$ " BSC X $2 1/8$ " L	"	2	1	2	3
41	900000	Hex nut	"	2	3	6	6
42	900119	" bolt	"	2	2	6	2
43	900009	Plain washer $\phi 5/16$ "	"	—	—	—	—



Ill. No.	Part No.	Description of Part	Model	Qty.	£ s. d.
44	900021	Hex nut ^{3/8" BSC}	"	—	3
45	900003	Shakeproof washer ^{5/16" x 3/8"}	"	—	2
46	900077	Plain washer	"	—	2
47	900398	Hex bolt ^{3/8" BSC x 7/8"}	"	2	1 4
48	900420	Self-locking nut	"	2	7
49	900011	Plain washer	"	—	2
50	900393	Hex bolt ^{3/8" BSC x 5/8"}	"	2	6
51	900055	" ^{5/16" BSC x 1/2"}	"	—	6
52	900315	Mush head screw ^{1/4" BSC}	"	—	6
53	900027	Hex nut ^{1/4" B.S.C.}	"	—	3
54	900004	Shakeproof washer ^{1/4"}	"	—	2
55	004258	Rubber grommet 1"	"	2	7
56	002829	" ^{7/8"}	"	2	1 0
57	003644	" ^{1 1/8"}	"	1	5
58	900054	Hex bolt ^{1/4" B.S.C. x 5/8"}	"	—	6
59	900350	Tapped washer ^{1/4"}	"	2	1 8
60	900331	Hex bolt ^{3/8" B.S.F. x 2 3/4"}	"	3	1 7
61	900017	" net ^{3/8" B.S.F.}	"	5	6
62	900002	Shakeproof washer ^{1/2"}	"	—	2
63	900405	Double ended stud ^{5/8" BSC}	"	1	1 2
64	004809	Footrest hanger N.S.	"	1	14 8
64A	004808	" " O.S.	L25	1	14 8
64A	006959	" " "	M25	1	14 8
65	002026	" rubber	Both	2	2 6
66	004560	" bar	L25	1	6 5
66	006976	"	M25	1	6 5
67	900035	Hex nut ^{7/16" BSC}	Both	4	6
68	900033	Plain washer ^{7/16"}	"	4	2
69	004561	Spacer tube O.S.	"	1	1 1
70	004563	" " N.S.	L25	1	2 5
70	006981	" " "	M25	1	2 5
—	004214	Pivot tube (centre stand)	Both	1	6 0
71	006999	Folding footrest	M25	1	12 8
72	004233	Operating rod	Both	1	2 5
73	003395	" spring	"	1	1 5
74	900121	Split pin ^{1/16" x 3/4"}	"	1	2
75	900162	Plain washer ^{1/4"}	"	1	2
76	004264	Pillion footrest hanger O.S.	"	1	13 5
77	004265	" " N.S.	"	1	13 5
78	004491	" " rubber	"	2	2 6
79	004471	" " pressing	"	2	11 3
80	004136	" " bar	"	1	7 0
81	900024	Hex bolt ^{1/4" BSC x 7/8"}	"	—	3
82	004056	Brake pedal pivot	L25	1	2 8
82	006972	" " "	M25	1	2 8
83	003433	Spacer and spring housing	L25	1	7 4
83	006974	" " "	M25	1	7 4
84	003431	Brake pedal spring	Both	1	1 5
85	004055	Brake pedal	L25	1	1 0 3
85	006975	" " "	M25	1	1 0 3
86	004240	" rod	Both	1	3 6
87	000342	" adjuster	"	1	3 5
88	900136	Plain washer ^{7/8"}	"	1	6
89	004263	Rubber buffer	"	2	7
90	004042	Upper atch. bolt	"	2	3 0

Ill. No.	Part No.	Description of Part	Model	Qty.	£ s. d.
91	004043	Lower atch. bolt	Both	2	3 6
92	900071	Plain washer ^{9/16"}	"	—	3
93	900354	Hex bolt ^{5/16" BSC x 5/8"}	"	—	6
94	900044	Plain washer	"	—	2
95	900399	Unbrako screw ^{1/4" BSC x 1 3/4"}	"	1	1 0
96	900400	" ^{1/4" x 2 1/4"}	"	1	1 5
97	004228	Spring clip	"	1	5
98	900406	" screw ^{5 BA}	"	2	3
99	900407	Self-locking nut	"	2	2
100	900327	Plain washer ^{5/32"}	"	2	6 6
101	004098	Front atch. bracket chainguard	"	1	1 6
—	004072	Rear atch. bracket chainguard	"	1	3 0
102	900108	Hex bolt ^{1/8" B.S.C. x 1/2"}	"	—	6
103	001973	Pivot bush	"	2	6 6
104	004050	" tube	"	1	10 8
105	004194	" cover	"	2	1 1
106	001879	Hex bolt ^{1/2" BSC}	"	2	1 0
107	900197	Plain washer ^{1/2"}	"	2	6 6
108	900387	Chain adjuster bolt	"	2	6 6
109	900023	" locknut ^{1/4" BSC}	"	2	3
110	004380	Lifting handle	"	1	9 2
111	900404	Unbrako screw ^{1/4" BSC x 1/2"}	"	—	1 0
112	004451	Head steady plate R.H.	L25	1	4 6
113	004408	" " L.H.	L25	1	4 6
—	004190	Rear suspension units	Both	2	3 3 0

FRANCIS - BARNETT & JAMES
 SPARES AND REPAIRS
 GOUGH ROAD : GREET : BIRMINGHAM

HOURS OF BUSINESS FOR CALLERS
 MONDAYS TO FRIDAYS ONLY
 8.30 a.m. to 12.30 p.m. — 1.30 p.m. to 5.30 p.m.

NEAREST BUS STOPS
 No. 44, 44A and 44B TO BAKER ST., WARWICK RD.
 No. 8, INNER CIRCLE TO WALFORD RD.

Frame

M25S — SPORTS SUPERSWIFT 250 TWIN
91—SPORTS CRUISER 250 TWIN

Part No.	Description of Part	Qty.	£ s. d.		
			£	s.	d.
007216	Frame front ...	1	18	4	2
001778	Swing arm ...	1	5	15	9
001878	Pivot tube ...	1	1	0	9
001879	Hex bolt ...	1	1	0	0
900197	Plain washer ...	2		7	
900137	" " " " ...	1		3	
001973	Torsion bush ...	2		6	7
006763	Pivot bolt ...	1		2	4
900137	Plain washer ...	1		1	3
006765	Spacer tube ...	1		1	2
006053	Damper unit ...	2	3	3	0
900198	" bolt ...	3		1	2
900011	Plain washer ...	4		4	3
900021	Hex nut ...	4		4	4
900002	Shakeproof washer ...	4		3	3
006368	Pump peg ...	1		1	0
900313	Hex bolt ...	1		1	2
900011	Plain washer ...	—		3	
900387	Adjuster bolt ...	2		7	
900023	Locknut ...	2		4	
006799	Centre stand ...	1	2	6	2
004944	" " spring ...	1		2	3
900030	Washer ...	2		3	
900390	Hex nut ...	1		7	
401224	" " " " ...	1		6	
005701	Pivot bolt ...	2	2	6	
900541	Abutment stud ...	1	2	10	
900011	Plain washer ...	1		3	
006359	Abutment bar ...	1	2	11	
900011	Plain washer ...	2		3	
900002	Shakeproof washer ...	1		3	
900021	Hex nut ...	1		4	
006360	Spring anchor bolt ...	2		2	0
006585	Footrest hanger ...	1	10	0	
006579	" bracket ...	1	12	2	
006998	" folding hanger ...	3	11	2	
900025	Pivot bolt ...	4		7	
900008	Plain washer ...	—		3	
900004	Shakeproof washer ...	—		3	
900027	Hex nut ...	—		4	
406495	Spacer ...	1	1	5	
006770	Footchange rod ...	1	1	9	
406925	Klicax retainer ...	2	1	4	
006768	Footchange pedal ...	1	1	2	6
540086	" " rubber ...	1	1	7	
900035	Hex nut ...	2		7	
900033	Plain washer ...	2		3	
006772	Pillion footrest tube L.H. top ...	1	7	4	
006774	" " " R.H. top ...	1	7	4	
006771	" " " L.H. bottom ...	1	7	4	
006773	" " " R.H. bottom ...	1	7	4	
006741	" " eye bolt ...	2	3	0	
404667	Footrest rubbers ...	4	2	6	
900021	Hex nut ...	2		7	
900002	Shakeproof washer ...	2		3	
006759	Brake pedal bracket ...	1	12	2	

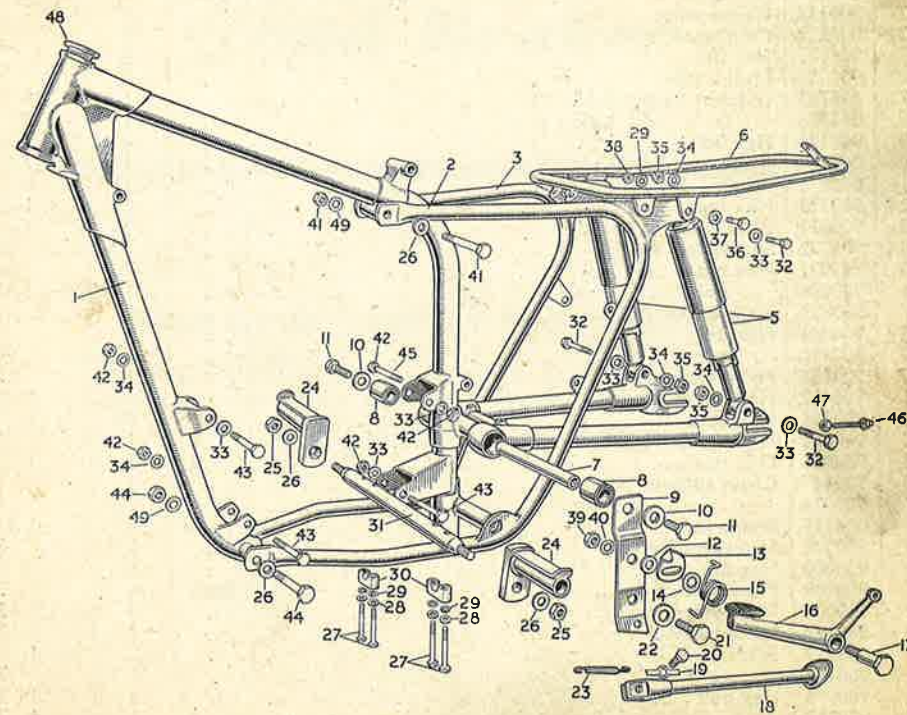
1057
183
23
20
42
91

Frame

M25S — SPORTS SUPERSWIFT 250 TWIN
91—SPORTS CRUISER 250 TWIN

Part No.	Description of Part	Qty.	£ s. d.		
			£	s.	d.
006762	Spacer ...	1		2	10
006758	Brake pedal ...	1	16	2	
405415	Klicax retainer ...	1		7	
406171	Brake rod ...	1		8	7
406173	" " Adjuster ...	1	2	10	
406469	Clevis pin ...	1		1	0
900121	Split pin ...	1		3	
006572	Rear mudguard stay ...	1	1	3	
900404	Unbrako screw ...	2		1	0
900331	Engine bolt ...	3		1	6
900405	" stud ...	1		1	2
900017	Hex nut ...	5		7	
900011	Plain washer ...	5		3	
900002	Shakeproof washer ...	5		3	
900041	Hex bolt ...	2	1	6	
900000	" nut ...	2		4	
900009	Plain washer ...	2		3	
900075	Hex bolt ...	2		7	
900178	" " " " ...	1		7	
006764	Footrest bar... ...	1	8	2	

16
6
43
31



Ill. No.	Part No.	Description of Part	Model	Qty.	£ s. d.
1	004951	Frame front	Both	1	19 8 0
2	004962	Rear section L.H.	"	1	3 16 6
3	004963	" " R.H.	"	1	3 16 6
4	004970	" swing arm	L25S	1	7 13 0
4	007022	" "	L25T	1	7 13 0
5	005427	" suspension units (less cover)	Both	2	3 3 0
6	005448	" stay	L25S	1	2 12 0
6	004986	" "	L25T	1	2 12 0
7	003525	Pibot tube	Both	1	1 0 9
8	001973	Torsion bush	"	2	6 7
9	005258	Pedal and stand bracket	"	1	12 2
10	900197	Plain washer	"	4	
11	001879	Hex bolt	"	3	1 0 3
12	900137	Plain washer	"	1	3 5
13	005207	Pedal adjuster	"	1	4
14	900333	Shakeproof washer	"	1	1 10
15	002119	Pedal return spring	"	1	1 8 8
16	005511	Brake pedal	L25S	1	1 10 5
16	007010	" "	L25T	1	2 6
17	005208	" " pivot bolt	Both	1	1 9 10
18	003860	Prop stand	L25T	1	4
19	001507	Lock washer	"	1	1 10
20	900070	Pivot bolt	"	1	2 3
21	005428	Hex bolt	Both	4	3 3
22	900137	Plain washer	"	1	1 9
23	000229	Prop stand spring	L25T	1	7 7
25	900035	Hex nut	Both	4	3
26	900033	Plain washer	"	1	19 9
27	005752	Footrest hanger R.H.	"	1	19 9
28	005736	" " L.H.	"	4	7
29	900171	Hex bolt	"	1	1 2 4
30	005744	Footrest tube	"	1	8 8
31	003435	" bar	"	2	1 2
32	900313	Hex bolt	"	2	3
33	900011	Plain washer	"	2	3
34	900002	Shakeproof washer	"	7	4
35	900021	Hex nut	"	1	1 2
36	900094	" bolt	"	2	3
37	900427	Plain washer	"	2	4
38	900000	Hex nut	"	1	7
39	900390	" "	"	1	3
40	900137	Plain washer	"	0	1 3
41	900412	Hex nut and bolt	"	1	1 9
43	900458	Hex bolt	"	1	1 2
44	900451	Hex nut and bolt	"	2	7
45	900405	D.E. stud	"	2	4
46	900447	Chain adjuster bolt	"	2	2 11
47	900026	" " locknut	"	2	3
48	004495	Frame race	"	4	4
49	900005	Shakeproof washer	"	4	3
50	900000	Hex nut	"	4	4
51	900009	Plain washer	Both	4	3
52	900002	Shakeproof washer	"	1	7
53	900197	Spacer washer	"	2	1 9
54	005253	Spacer	"	1	7
55	000429	" "	"	2	1 2
56	900094	Hex bolt	"	1	1 7
57	900313	" "	"	1	

JAMES

Spares for

Wheels, Hubs

and Brakes

BRAKE SHOES — ROTARY EXCHANGE SERVICE.

This service enables James owners in Britain to exchange worn brake linings and shoes for reconditioned units with new linings, at lower cost than for new spares. Details are available from all James stockists in the U.K.

Wheels

LI—COMET
L25—COMMODORE
M25—SUPERSWIFT
M25S—SPORTS SUPERSWIFT

L15A—CADET
M15—CADET
95—PLOVER

L25T—COMMANDO
L25S—COTSWOLD
L20—CAPTAIN
L20S—SPORTS CAPTAIN

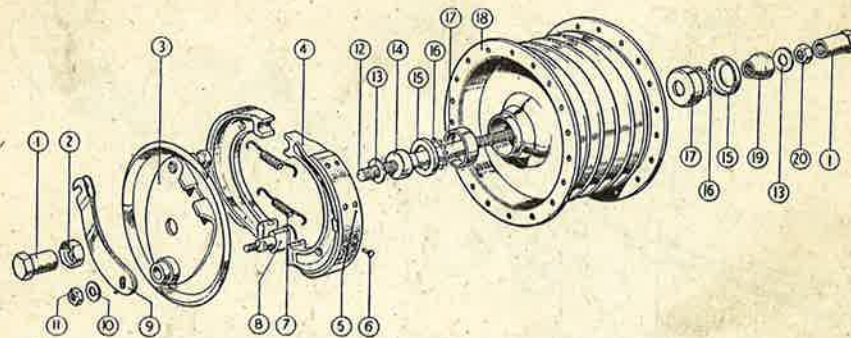
Part No.	Description of Part	Model	Qty.	£	s.	d.
005901	Front wheel complete (less tyre and tube)	L25	1	15	14	6
007236	" " " " " " " "	M25, M25S, 91	1	15	14	6
005502	" " " " " " " "	L25S	1	15	14	6
005902	" " " " " " " "	L25T	1	16	1	5
005903	" " " " " Mk. 1. Fork	L20	1	12	8	8
007237	" " " " " Mk. 2. Fork	L20	1	12	8	8
006551	" " " " " Mk. 1. Fork	L20S	1	15	14	6
007238	" " " " " Mk. 2. Fork	L20S	1	15	14	6
003558	" " " " " " " "	L15A	1	8	11	6
006406	" " " " " " " "	M15, 95	1	12	8	8
003559	" " " " " " " "	L1	1	8	11	6
005907	Rear wheel (less sprocket and speedo drive)	M25, L25	1	17	0	8
006781	" " " " " " " "	M25S, 91	1	17	0	8
005905	" " " " " " " "	L20	1	17	0	8
006596	" " " " " " " "	L20S	1	17	0	8
006700	" " " " " " " "	M15, 95	1	12	16	4
004744	" " " " " " " "	L15A	1	12	16	4
003623	" " " " " " " "	L1	1	12	4	6
005189	" " " " " " " "	L25S	1	19	1	9
005190	" " " " " " " "	L25T	1	19	1	9
004712	Rim WM2-18 (chrome)	91, M25, M25S, L25	2	1	17	6
004719	" WM1-21	L25T, L25S	1	1	17	6
004713	" WM1-18	L20, L20S	2	1	17	6
003569	" WM1-18 (Silver)	L15A, M15, 95	2	1	10	0
003133	" WM0-19	L1	2	1	10	0
005209	" WM2-19 (chrome)	L25S	1	1	17	6
004748	" WM3-19	L25T	1	1	17	6
003700	Spoke front wheel O.S.	M25, M25S, L20S, L25	18			
003582	" " " N.S.	M25, M25S, L20S, L25	18			
005442	" " " O.S.	L25T, L25S	18			
005443	" " " N.S.	L25T, L25S	18			
003701	" " " O.S.	95, M15, L20	18			
003702	" " " N.S.	95, M15, L20	18			
003703	" " " N.S.	L15A	18	6d.	each	
003585	" " " O.S.	L15A	18		or	
000256	" " " " " " " "	L1	36		12/-	
003705	" rear " " " " " "	91, M25, M25S, L25, L15A	36			
003705	" " " O.S.	L20, L20S	18		per set	
003584	" " " N.S.	L20, L20S	18			
005438	" " " O.S.	L25T, L25S	18			
005437	" " " N.S.	L25T, L25S	18			
003704	" " " " " " " "	L1	36			
005550	" nipples 8 s.w.g. .250	L25T, L25S	72			
000266	" " front 12 s.w.g. .250	L1	36		6d. each	
000255	" " rear 10 s.w.g. .225	L1	36		or	
003707	" " front 12 s.w.g. .250	L15A	36		12/- per set	
000254	" " 10 s.w.g. .250	ALL OTHERS	72			

We do not supply tyres or tubes as spare parts.

Front Hub 4"

LI — COMET 100

L15A — FLYING CADET 150



Ill. No.	Part No.	Description of Part	Qty.	£	s.	d.
—	003783	Front hub complete	1	5	19	10
1	900359	Spindle nut $\frac{7}{16}$ " x 26 t.p.i.	2		4	0
2	900360	Recessed nut $\frac{7}{16}$ " x 26 x $\frac{13}{16}$ "	1			11
3	003801	Brake backplate	1		15	9
4	000690	shoe and lining	Pair	2	15	9
5	000370	lining	Pair	2	3	10
6	900146	rivets only	Set 16			1
7	000369	return spring	2			3
8	000391	cam	1		3	10
9	002924	cam lever	1		3	3
10	900166	cam special washer	1			2
11	900000	Hex. nut $\frac{5}{16}$ " x 26 t.p.i.	1			3
12	003470	Spindle	1		6	0
13	900013	Plain washer $\frac{7}{16}$ " x 16 s.w.g.	1			2
13	000360	Lock washer-adjusting cone	1			2
14	000358	Fixed cone	1		3	10
15	000353	Dust cap	2			6
16	000371	Ball bearings $\frac{1}{4}$ "	20			1
17	000351	Bearing cup	2		2	6
18	003789	Hub shell and brake drum	1	2	7	5
19	000359	Adjusting cone	1		4	2
20	900034	Hex. locknut	1			6

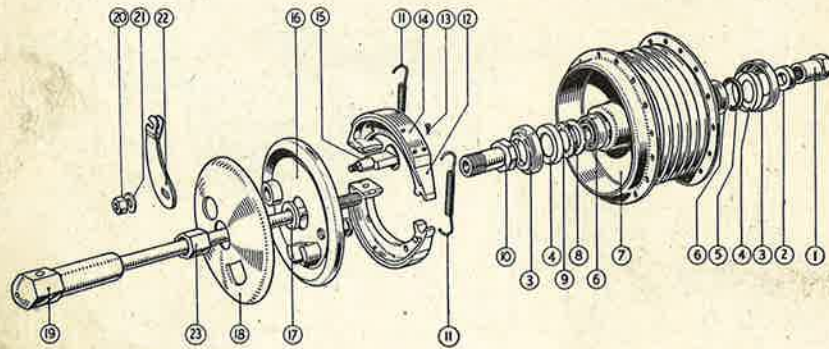
FRONT HUB 5" and 6"—continued from page 30

Ill. No.	Part No.	Description of Part	Model	Qty.	£	s.	d.
22	002924	Cam lever		1		3	5
—	900137	" " spacer washer	M25, L25, L25T, L25S	1			3
23	005754	Spacer nut	M25, L25T, L25, L20, L20S	1		2	4
—	004894	Hub distance tube	L25, L20S, M25, L25T, L20	1		4	11
—	004864	" " " " " "	L25S	1		4	11
—	004863	Pressing	All	1		2	1

3 Front Hub 5" & 6" Mk. 1 Fork

L20 — CAPTAIN 200
L20S — SPORTS CAPTAIN 200
L25T — COMMANDO 250

M25 — SUPERSWIFT 250
L25 — COMMODORE 250
L25S — COTSWOLD 250



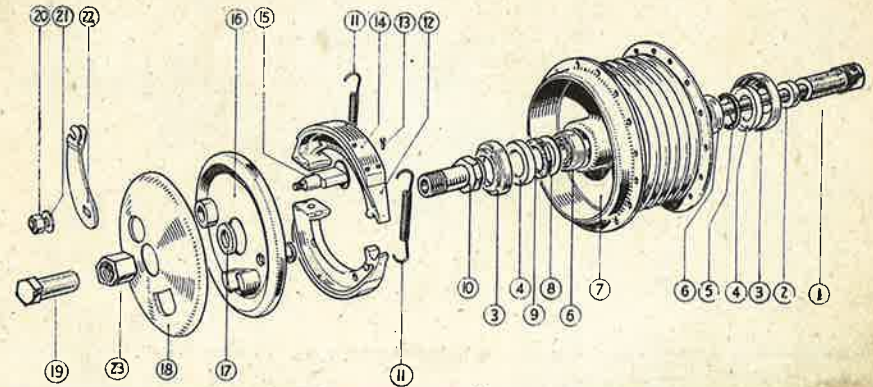
Ill. No.	Part No.	Description of Part	Model	Qty.	£ s. d.
—	005793	Front hub complete ...	L20	1	9 4 4
—	005792	" " " " " " " "	L25, M25, L25T	1	11 12 10
—	005446	" " " " " " " "	L25S	1	11 11 0
—	006552	" " " " " " " "	L20S	1	11 12 10
1	900356	Spindle nut ...	L20, L20S, M25, L25, L25T	1	4 0
1	005407	" " " " " " " "	L25S	1	4 7
2	005814	Spacer ...	L20, L20S, M25S, M25, L25	1	2 1
2	005084	" " " " " " " "	L25S	1	1 5
3	001850	Enclosure cup (2 off L20)	All	1	1 0
4	000942	" " " " " " " "	"	2	1 0
5	005805	Rubber seal ...	"	1	1 0
6	001333	Journal bearings ...	"	2	14 9
7	003787	Hub shell ...	L25, M25, L20S, L25T, L25S	1	6 4 2
7	003788	" " " " " " " "	L20	1	4 11 1
8	000940	Enclosure steel washer	All	2	7
9	000941	Felt seal ...	All	2	7
10	005523	B/plate Hex spacer ...	L25, L25T, L20S, M25, L20	1	3 10
11	001819	Brake shoe spring ...	L25, L25S, L20S, L25T, M25	2	1 0
11	000320	" " " " " " " "	L20	2	9
12	005370	" " " " " " " "	L20S, L25, L25S, M25, L25T	2	Pr. 1 4 10
12	005368	" " " " " " " "	L20	2	Pr. 1 0 9
13	900145	" " " " " " " "	All	20	2
14	001822	" " lining ...	L20S, M25, L25S, L25, L25T	2	Pr. 10 6
14	000314	" " " " " " " "	L20	2	Pr. 5 1
15	002051	" cam ...	L25, L20S, M25, L25T, L25S	1	6 7
15	001088	" " " " " " " "	L20	1	6 7
16	005519	" plate ...	L25, M25, L25T, L20S	1	6 9
16	005087	" " " " " " " "	L25S	1	5 3
16	005520	" " " " " " " "	L20	1	6 9
17	005759	Spacer ...	L20S, M25, L25, L25T, L20	1	1 3
18	005524	Domed cover ...	L25, L25T, M25	1	6 0
18	005787	" " " " " " " "	L20	1	6 0
19	005518	Q.D. spindle ...	L20, M25, L25T, L20S, L25	1	16 3
19	005085	" " " " " " " "	L25S	1	16 3
20	90000	Cam nut ...	All	1	4
21	003086	" washer ...	"	1	4

continued on page 29

Front Hub 5" & 6" Mk. 2 Fork 3

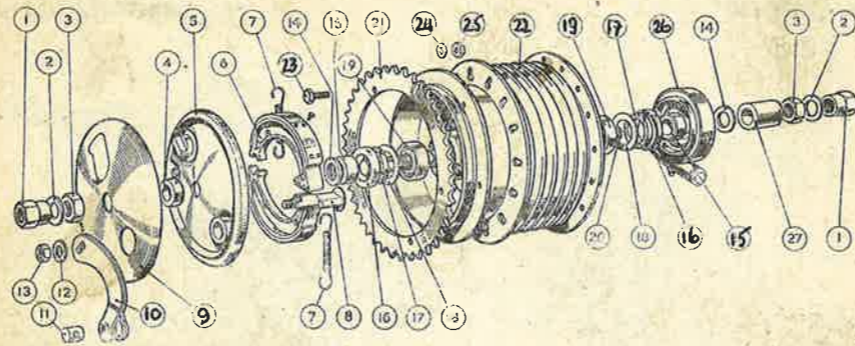
L20 — CAPTAIN 200
L20S — SPORTS CAPTAIN 200
M15 — CADET 150

M25 — SUPERSWIFT 250
M25S — SPORTS SUPERSWIFT 250
91 — SPORTS CRUISER 250



Ill. No.	Part No.	Description of Part	Model	Qty.	£ s. d.
—	006356	Front hub complete 5" ...	L20	1	9 4 4
—	006302	" " " " 6" ...	M25	1	11 12 10
—	006853	" " " " 6" ...	M25S, L20S	1	11 12 10
—	006407	" " " " 5" ...	M15	1	9 4 4
1	006301	Q.D. spindle ...	M25, L20, M25S, L20S	1	16 3
1	006684	" " " " " " " "	M15	1	16 3
2	006352	O.S. spacer ...	All	1	4 7
3	006351	Enclosure cup O.S. ...	"	1	1 0
3	001850	" " N.S. ...	"	1	1 0
4	000942	" " " " " " " "	"	2	1 0
5	005805	Rubber seal ...	"	1	1 0
6	001333	Journal bearing ...	"	2	14 0
7	004864	Hollow spindle ...	"	1	4 11
7	006722	Hub shell ...	M25, M25S, L20S	1	6 4 2
7	006723	" " " " " " " "	M15, L20	1	4 11 1
8	000940	Enclosure steel washer	All	1	1 0
9	000941	Felt Seal ...	"	1	1 0
10	006240	Brake plate spacer ...	L20, L20S, M25, M25S	1	3 10
10	006682	" " " " " " " "	M15	1	3 10
11	001819	" shoe spring ...	L20S, M25, M25S	2	1 0
11	000320	" " " " " " " "	L20, M15	2	9
12	006734	" shoe ...	M25, M25S, L20S	2	Pr. 1 4 10
12	005368	" " " " " " " "	M15, L20	2	Pr. 1 0 9
13	900509	" lining rivets ...	M25, M25S, L20S	20	2
13	900145	" " " " " " " "	M15, L20	20	2
14	006733	" " " " " " " "	M25, M25S, L20S	2	Pr. 10 6
14	000314	" " " " " " " "	M15, L20	2	Pr. 5 1
15	002051	" Cam ...	M25, M25S, L20	1	6 7
15	001088	" " " " " " " "	M15, L20	1	6 7
16	006739	" Plate ...	M25, M25S, L20S	1	6 9
16	005520	" " " " " " " "	L20	1	5 3
16	006411	" " " " " " " "	M15	1	5 3
17	005759	Spacer ...	All	1	1 3
18	005524	Domed cover plate ...	M25	1	6 0
18	005787	" " " " " " " "	L20	1	6 0
19	900076	Axle nut ...	All	1	4 0
20	900000	Cam nut ...	"	1	4
21	003086	" washer ...	"	1	4
22	002924	" lever ...	"	1	3 5
23	006237	Spacer nut ...	L20, L20S, M25, M25S	1	2 4
23	006683	" " " " " " " "	M15	1	2 4

Rear Hub 5" & 6"



Ill. No.	Part No.	Description of Part	Model	Qty.	£ s. d.
—	005806	Rear hub complete less sprocket and speedo drive ...	L20	1	9 9 3
—	005908	Rear hub complete less sprocket and speedo drive ...	L25, M25	1	12 14 8
—	006788	Rear hub complete less sprocket and speedo drive ...	M25S	1	12 14 8
—	006597	Rear hub complete less sprocket and speedo drive ...	L20S	1	9 9 3
—	004746	Rear hub complete less sprocket and speedo drive ...	L15A	1	9 9 3
—	005507	Rear hub complete less sprocket and speedo drive ...	L25T, L25S	1	12 14 8
—	006801	Rear hub complete less sprocket and speedo drive ...	M15	1	9 9 3
—	003626	Rear hub complete less sprocket and speedo drive ...	L1	2	9 5 0
1	900047	Spindle nut $\frac{9}{16}$ " ... 26 t.p.i. <i>14.0</i>	All	—	4 0 0
2	900015	Plain washer 10 s.w.c. (as required)	"	—	3
3	900051	Lock nut	"	1	7
4	001337	Spacer $\frac{3}{8}$ " (except L15A)	All	1	1 9
4	001849	"	L15A	1	1 9
5	003731	Brake back plate	L20, L20S	1	1 4 10
5	003818	"	L1, L15A, M15	1	1 4 10
5	006705	"	M25S	1	1 1 0
5	006742	"	L25, M25	1	1 1 0
5	005212	"	L25T, L25S	1	1 1 0
6	005638	" shoe and lining	L20, L20S, M15, L15A, L1	Pr. 1	0 9
6	006734	"	91, L25, M25, M25S, L25T, L25S	Pr. 1	4 10
—	000314	" lining	L20, L20S, L15A, M15, L1	Pr. 5	1
—	900145	" rivets	"	Pr. 10	2
—	006733	" rivets	91, L25, M25, M25S, L25T, L25S	Pr. 10	0
—	900509	" rivets	"	2	9
7	000320	" springs	L20, L20S, M15, L15A, L1	2	1 0
7	001819	"	91, M25, M25S, L25, L25T, L25S	1	6 7
8	001415	" cam	L20, L20S, M15, L15A, L1	1	6 7
8	001808	"	91, L25, M25, L25, M25S, L25T	1	6 9
9	005825	Domed cover	L20	1	5 3
9	004609	"	L15A, L1	1	5 1
10	001816	Brake cam lever	All	1	1 9
11	002382	" roller	"	1	1 9

Rear Hub 5" & 6"

(continued from page 32)

Ill. No.	Part No.	Description of Part	Model	Qty.	£ s. d.
12	900009	Plain washer ...	All	1	3
13	900000	Hex nut $\frac{5}{16}$ " ...	"	1	4
14	900015	Plain washer (as required) ...	"	—	3
15	001335	Spacer $\frac{1}{8}$ " thick (1 only L20, L20S)	L20, L20S, L15A, M15, L1	2	1 5
15	001336	Spacer $\frac{3}{32}$ " thick (1 only L25T, L25S)	91, M25, M25S, L25, L25T, L25S	2	1 5
16	003006	Enclosure cup ...	All	2	1 0
17	003007	Felt seal ...	"	2	1 0
18	003005	Enclosure washer ...	"	2	7
—	002980	End cover ...	M25, M25S, L25S	1	4 1
—	004870	Spacer $\frac{1}{4}$ " L.C. ...	L25T, L25S	1	2 0
19	003008	Journal bearings ...	All	2	18 0
20	002961	Spindle $\frac{9}{16}$ " dia. ...	"	1	16 7
21	005060	Sprocket 60T ...	L25T, L25S	1	13 2
21	004852	" 52T ...	L25, M25, M25S	1	13 2
21	005889	" 50T ...	L20, L20S	1	13 2
21	004591	" 46T ...	L15A, M15	1	10 9
21	002425	" 48 ...	L1	1	4 10
22	004878	Hub shell ...	L25, M25, M25S	1	7 6 6
22	005508	" ...	L25S, L25T	1	6 13 9
22	003762	" ...	L20, L20S	1	4 5 0
22	003814	" ...	M15, L1, L15A	1	4 5 0
23	900437	Sprocket fixing bolts (except L20, L20S)	All	6	4
23	900485	Sprocket fixing bolts ...	L20, L20S	6	11
24	900214	Plain washer (except L20, L20S)	All	6	3
24	900008	" ...	L20, L20S	6	3
—	900004	Shakeproof washer ...	M15, L15A, L1	6	3
25	900027	Hex nut (except L20, L20S)	All	6	4
25	900284	Self-locking nut ...	L20, L20S	6	7
26	004885	Speedo gear box (except 1963 M15, L20S, M25, M25S)	All	1	17 6
26	006891	Speedo gear box ...	1963 M15, L20S	1	17 6
27	006805	Spacer $\frac{7}{8}$ " long ...	L20, L20S, L1, L15A, M15	1	1 5
—	900115	Plain washer 16 s.w.g. (except L20, L20S)	All	1	3
—	001418	Oiler clip ...	L1	1	7
—	002854	Cam lever return spring (except M25)	All	1	6
—	007119	Cam lever return spring ...	M25	1	6
—	900491	Plain washer 12 s.w.g. ...	L20, L20S	1	4

Engine 149 cc

4

M15 — CADET 150 L15A — FLYING CADET 150
95 — PLOVER

Ill. No.	Part No.	Description of Part	Qty.	£ s. d.
—	545055	Crankcase stud 3 1/2"	1	8
50		" off side (see 44)		
51	900009	Washer, crankcase stud	12	3
52	500004	Nut, crankcase stud	12	5
53	541124	Cylinder base nut	4	10
54	541010	" " washer	4	8
55	500272	" " stud	4	8
56	545010	Timing side roller bearing	1	13 0
57	545022	" " oil seal	2	3 3
58	545053	Generator spacer	1	1 8
59	545078	" shroud	1	9 3
60	545062	" studded nut washer	2	2 2
61	545059	" studded nut	2	2 6
62	500010	" rotor washer	1	2
63	545021	" rotor nut	1	1 7
64	005710	" cover	1	15 3
65	540086	Foot change pedal rubber	1	1 7
66	006086	" " " "	1	18 11
67	542378	Timing side inspection cover grommet	1	1 1
—	514577	" " cover fixing bolt	1	4
—	523146	" " cover fixing trapped nut	1	4
—	500012	" " cover fixing washer	1	2
68	500005	Foot change pedal clamp nut	1	5
69	500012	" " pedal clamp washer	1	2
70	540057	" " indicator	1	3
71	500012	" " indicator washer	1	2
72	540137	" " indicator bolt	1	9
73	540105	" " crank clamp bolt	1	2 0
74	500367	Kickstart crank clamp bolt	1	1 4
75	542945	" crank	1	14 9
76	500011	" crank clamp	1	2
77	500004	" crank nut	1	5
78	004520	" pedal rubber	1	1 10
79	542934	" pedal	1	15 10
80	540432	" pedal nut, domed	1	2 4
81	500011	" pedal plain washer	1	2
82	540433	" pedal spring steel	1	3
83	540006	" shaft "O" ring	1	1 1
84	545203	" shaft bush	1	4 5
85	545202	" shaft	1	3 0 3
86	545186	" bush inner	1	10 2
87	545209	" shaft bush spring	1	4
88	545206	" shaft bush pin	1	8
89	545208	" stop plate rivet	1	8
90	545207	" stop plate	1	9 10
91	545205	" pawl	1	6 0
92	512545	Mainshaft ball bearing	1	17 3
93	541280	" bearing locking ring	1	2 8
94	540043	Kickstart return spring	1	1 7
95	545239	Push rod	1	3 3
96	541285	Clutch lever pivot pin circlip	1	3
97	545185	" lever pivot pin	1	1 11
98	545197	" lever pivot pin	1	18 8
99	541348	" adjusting screw	1	5
100	500080	" adjusting screw locknut	1	2
101	545184	" operating bush	1	1 1
102	510831	" operating roller	1	5

JAMES TYPE LIST **Engine 149 cc**
 M15 — CADET 150 LI5A — FLYING CADET 150
 95—PLOVER

Ill. No.	Part No.	Description of Part	Qty.	£ s. d.
103	545167	Gearbox outer cover	1	2 4 7
104	545214	" outer cover fixing screws	5	8
105	512019	" drain plug	1	10
106	541055	" drain plug washer	1	2
107	545210	" outer cover gasket	1	4
108	540006	Foot change ratchet shaft "O" ring	1	9
109	545188	Dowel gearbox inner cover	2	5
110	545181	Foot change stop piece rivet	2	1 7
111	545180	" " " "	2	1 8
112	545215	" " pawl carrier bush	1	4 4
113	545179	Gearbox inner cover	1	2 17 11
114	545211	" " " gasket	1	4
115	545226	Foot change ratchet shaft	1	1 14 10
116	545266	" " pedal return spring	1	1 6
117	545237	" " ratchet spring	1	10
118	545231	" " ratchet	1	1 5 9
119	545232	" " ratchet actuating plate	1	1 2
120	545271	" " ratchet segment shaft	1	2 15 0
121	540079	" ratchet segment shaft "O" ring	2	11
122	545238	Striker shaft	1	8 4
123	545151	Selector fork	1	1 9 8
124	545257	Camplate plunger	1	3 6
125	545153	" " spring	1	4
126	545154	" " bolt	1	3 5
126	545174	Foot change ratchet shaft bush	1	4 2
127	541137	Crank pin rollers	8	4 4
128	545013	Con rod	1	3 5 0
129	545109	Gudgeon pin	1	5 6
130	541434	Crank pin roller cage	1	1 3 8
131	545020	" " " "	1	9 0
132	545106	Piston only standard	1	2 14 7
132	545107	" complete .015" O/S	1	2 14 7
132	545108	" complete .030" O/S	1	2 14 7
133	541575	Smallend bush	1	4 9
134		Ring pegs not supplied separate	—	—
135	541481	Circlip	2	4
136	545016	Piston ring plain standard	1	3 11
136	545083	" " plain .015" O/S	1	3 11
136	545087	" " plain .030" O/S	1	3 11
137	545015	" " chrome standard	1	6 0
137	545082	" " chrome .015" O/S	1	6 0
137	545086	" " chrome .030" O/S	1	6 0
138	541660	Gearbox sprocket nut	1	1 10
139	541661	" " lockwasher	1	7
140	541687	" " " "	1	19 4
141	545166	" " spacer	1	5 3
142	541267	Sleeve gear oil seal	1	3 11
143	521598	" " ball bearing	1	1 3 4
144	545262	" " 3rd gear	1	2 18 2
145	545261	Mainshaft 2nd gear	1	1 16 2
146	545190	" 1st gear	1	14 4
147	511111	" 1st gear locking circlip	1	3
148	541265	" bearing nut	1	1 2
149	545182	" " " "	1	2 16 4
150	511111	Layshaft pinion locking circlip	1	3
151	500194	Clutch fixing spring washer	1	3

JAMES TYPE LIST **Engine 149 cc**
 M15 — CADET 150 LI5A — FLYING CADET 150
 95—PLOVER

Ill. No.	Part No.	Description of Part	Qty.	£ s. d.
152	500002	Clutch fixing nut	1	4
153	545183	Layshaft	1	1 14 0
154	545265	" 3rd gear	1	10 0
155	545264	" 2nd gear	1	1 17 11
156	545263	" 1st gear	1	2 1 6
157	545173	Gearbox layshaft bush	1	9 4
158	541682	" layshaft end cap	1	7
159	545051	" to crankcase stud (state length)	2	7
160	500011	Washer for stud	4	2
161	500004	Nut for stud	4	5
162	545212	Gearbox inner cover fixing stud	5	1 4
163	545213	" inner cover fixing nut	5	1 8
164	545188	" inner cover dowel (109)	2	7
165	545172	" shell	1	5 16 10
166	517504	Oil filler cap and dipstick washer	1	7
167	545229	" " " "	1	5 6
—	512019	Gearbox oil level plug	1	6
—	541055	" " " washer	1	2
—	545256	Layshaft shims — 40 thou	As req.	2
—	545255	" shims 1st gear — 20 thou	As req.	2
—	LI5T	Gasket set complete	Set	7 6
168	S1032	Flywheel	1	8 10 0
169				
170	S0270	Flywheel fixing set	2	7
171	S1052	Stator unit	1	5 15 0
172	S0271	Grommet and lead set	1	3 6
173	545061	Carburetter fixing bolt	2	1 4 4
174	500011	" fixing washer	2	2
175	545033	" spacer	1	3 4
176	375/37	" complete	1	5 3 3
177	005610	" air filter	1	1 4 0
178	900016	Nut air filter fixing	1	3
179	005640	Clip air filter fixing	1	1 6
180	900256	Screw air filter fixing	1	3
—	545034	Carburetter "O" ring rubber	1	7
—	545034	Space "O" ring rubber	1	7
—	545089	Carburetter filter adaptor	1	7 3
—	540138	Gearbox drain plug	1	8
—	545268	Footchange pedal shaft, shim	1	2

4 Engines 199 cc and 249 cc

L20 — CAPTAIN 200 (20T) L25 — COMMODORE 250 (25T)
 L25S — COTSWOLD 250 (25S) L25T — COMMANDO 250 (25C)
 L20S — SPORTS CAPTAIN 200 (20S)

Ill. No.	Part	Description of Part	Model	Qty.	£ s. d.
1	541006	Cylinder	L25, L25C	1	8 17 0
1	541248	"	L25S	1	8 17 0
1	541512	"	L20	1	9 0 5
1	541548	"	L20S	1	9 0 5
2	541024	" base washer ...	L25, L25S, L25C	1	3
2	541615	" base washer ...	L20, L20S	1	3
3	541041	Piston complete (standard) ...	L25	1	3 3 6
3	541788	" complete (standard) ...	L25S, L25C	1	3 3 6
3	541558	" complete (standard) ...	L20, L20S	1	3 3 6
4	541135	" ring — top chrome ...	L25	1	6 1
4	541794	" ring — top chrome ...	L25S, L25C	1	6 1
4	541223	" ring — top chrome ...	L20, L20S	1	6 1
5	541154	" ring — compression ...	L25	2	2 11
5	541789	" ring — compression ...	L25S, L25C	2	2 11
5	541630	" ring — compression ...	L20, L20S	2	2 11
6	541155	Pressure ring — not supplied separately ...			8
7	541080	Gudgeon pin ...	L25, L25S, L25C	1	7 6
7	541603	"	L20, L20S	1	6 1
8	541797	Small end bush ...	L25, L25S, L25C	1	5 3
8	541519	"	L20, L20S	1	5 3
9	541081	Gudgeon pin circlip ...	L25, L25S, L25C	2	4
9	541481	"	L20, L20S	2	4
10	541001	Cylinder head ...	L25	1	4 2 6
10	541228	"	L25S	1	4 2 6
10	541875	"	L25C	1	4 2 6
10	541613	"	L20, L20S	1	3 0 4
11	541005	" " gasket ...	L25, L25S, L25C	1	1 2
11	541203	" " " ...	L20, L20S	1	1 1
12	541003	" " bolt ...	All	2	7
13	541181	Head stud for torque stay ...	L25, L25S, L25C	4	2 1
13	541526	" " " " ...	L20, L20S	2	2 11
14	500010	" " washer ...	All	4	2
—	541098	Sparking plug CCL14 ...	L25, L20, L20S	1	6 6
—	005380	" " R49 ...	L25S	1	10 6
—	005249	" " 2HN ...	L25C	1	6 6
15	541011	Carburetter attachment stud ...	L25, L25S, L25C	2	9
15	541463	" " bolt ...	L20, L20S	2	1 5
16	500004	Nut for carburetter stud ...	L25, L25S, L25C	2	5
17	500011	Washer for carburetter stud ...	All	2	2
18	541013	Bakelite spacer — carburetter joint ...	L25, L25S, L25C	1	3 10
18	523496	"	L20, L20S	1	2 11
19	541014	"O" ring for spacer ...	L25, L25S	2	1 6
19	244765	" " " " ...	L20, L25C	1	1 2
—	541632	Exhaust stub sleeves ...	L20, L20S	1	2 9
—	541076	" pipe ring ...	L25, L25S, L25C	1	14 8
—	541115	" pipe collar ...	"	1	1 7
—	541132	" C/A washer ...	"	1	1 0
—	25T	Gasket set ...	"	1	5 6
—	20T	" " " " ...	L20, L20S	1	5 6
—	541160	OVERSIZES Piston complete .015" ...	L25	1	3 3 6
—	541818	" complete .015" ...	L25S, L25C	1	3 3 6
—	541578	" complete .015" ...	L20, L20S	1	3 3 6
—	541164	" ring — top chrome .015" ...	L25	1	6 1
—	541822	" ring — top chrome .015" ...	L25S, L25C	1	6 1

Engines 199 cc and 249 cc

L20 — CAPTAIN 200 (20T) L25 — COMMODORE 250 (25T)
 L25S — COTSWOLD 250 (25S) L25T — COMMANDO 250 (25C)
 L20S — SPORTS CAPTAIN 200 (20S)

Ill. No.	Part No.	Description of Part	Model	Qty.	£ s. d.
—	541569	Piston ring — top chrome .015" ...	L20, L20S	1	6 1
—	541166	" ring — compression .015" ...	L25	2	2 11
—	541824	" ring — compression .015" ...	L25S, L25C	2	2 11
—	541571	" ring — compression .015" ...	L20, L20S	2	2 11
—	541161	" complete .030" ...	L25	1	3 3 6
—	541819	" complete .030" ...	L25S, L25C	1	3 3 6
—	541580	" complete .030" ...	L20, L20S	1	3 3 6
—	541165	" ring — top chrome .030" ...	L25	1	6 1
—	541823	" ring — top chrome .030" ...	L25S, L25C	1	6 1
—	541570	" ring — top chrome .030" ...	L20, L20S	1	6 1
—	541167	" ring — compression .030" ...	L25	2	2 11
—	541825	" ring — compression .030" ...	L25S, L25C	2	2 11
—	541572	" ring — compression .030" ...	L20, L20S	2	2 11
—	541138	CRANKSHAFTS Crankshaft assembly — all parts ...	L25, L25C	1	15 10 0
—	541237	" assembly — all parts ...	L25S	1	16 0 0
—	541503	" assembly — all parts ...	L20, L20S	1	13 8 6
20	541050	Journal bearing — driving side ...	L25, L25S, L25C	2	1 1 9
20	541523	" " — driving side ...	L20, L20S	2	18 6
21	541051	" " spacer — driving side ...	L25, L25S, L25C	1	2 6
21	541560	" " spacer — driving side ...	L20, L20S	1	3 6
22	541058	" " — timing side ...	L25, L25S, L25C	1	1 13 0
22	541633	" " — timing side ...	L20, L20S	1	1 8 6
23	541049	Shaft — driving side ...	L25, L25S, L25C	1	1 4 6
23	541508	Crankshaft — driving side ...	L20, L20S	1	3 10 0
24	541054	" sleeve — driving side ...	L25, L25S, L25C	1	5 0
24	541454	" sleeve — driving side ...	L20, L20S	1	3 6
25	541056	Shaft — timing side ...	L25, L25S, L25C	1	1 6 0
25	541507	Crankshaft — timing side ...	L20, L20S	1	3 10 0
26	541140	" sleeve — timing side ...	L25, L25S, L25C	1	4 9
26	541561	" sleeve — timing side ...	L20, L20S	1	5 0
27	541083	Flywheel with disc ...	L25, L25C	2	3 13 6
27	541195	" with disc ...	L25S	2	3 13 6
28	541082	" disc ...	L25, L25S, L25C	4	6
29	541247	Crankpin ...	L25, L25C	1	19 6
29	541183	"	L25S	1	1 10 0
29	541531	"	L20, L20S	1	9 6
—	541186	" nut ...	L25S	2	4 0
30	541151	" side washer ...	L25, L25S, L25C	2	5 6
30	541455	" side washer ...	L20, L20S	2	5 6
31	541137	" roller ...	All	10	4
32	541133	" roller cage ...	"	1	1 5 6
33	541021	Crankshaft key ...	"	2	6
34	541052	Oil seal ...	"	2	6 0
35	541042	Connecting rod and S/E bush ...	L25, L25S, L25C	1	3 12 9
35	541533	" " " " .001" oversize ...	L20, L20S	1	3 12 9
—	541560	Crankshaft spacer ...	L20, L20S	2	2 6
36	541118	Crankcase — sold only in pairs ...	L25	1 pair	10 0 0
36	541239	" — sold only in pairs ...	L25S, L25C	1 pair	10 0 0
36	541564	" — sold only in pairs ...	L20, L20S	1 pair	9 0 0
—	540137	" drain plug ...	All	1	7
—	541123	Drain plug washer ...	"	1	2
—	541020	Crankcase stud ...	"	3	8

4 Engines 199 cc and 249 cc

L20 — CAPTAIN 200 (20T)
L25S — COTSWOLD 250 (25S)
L20S — SPORTS CAPTAIN 200 (20S)

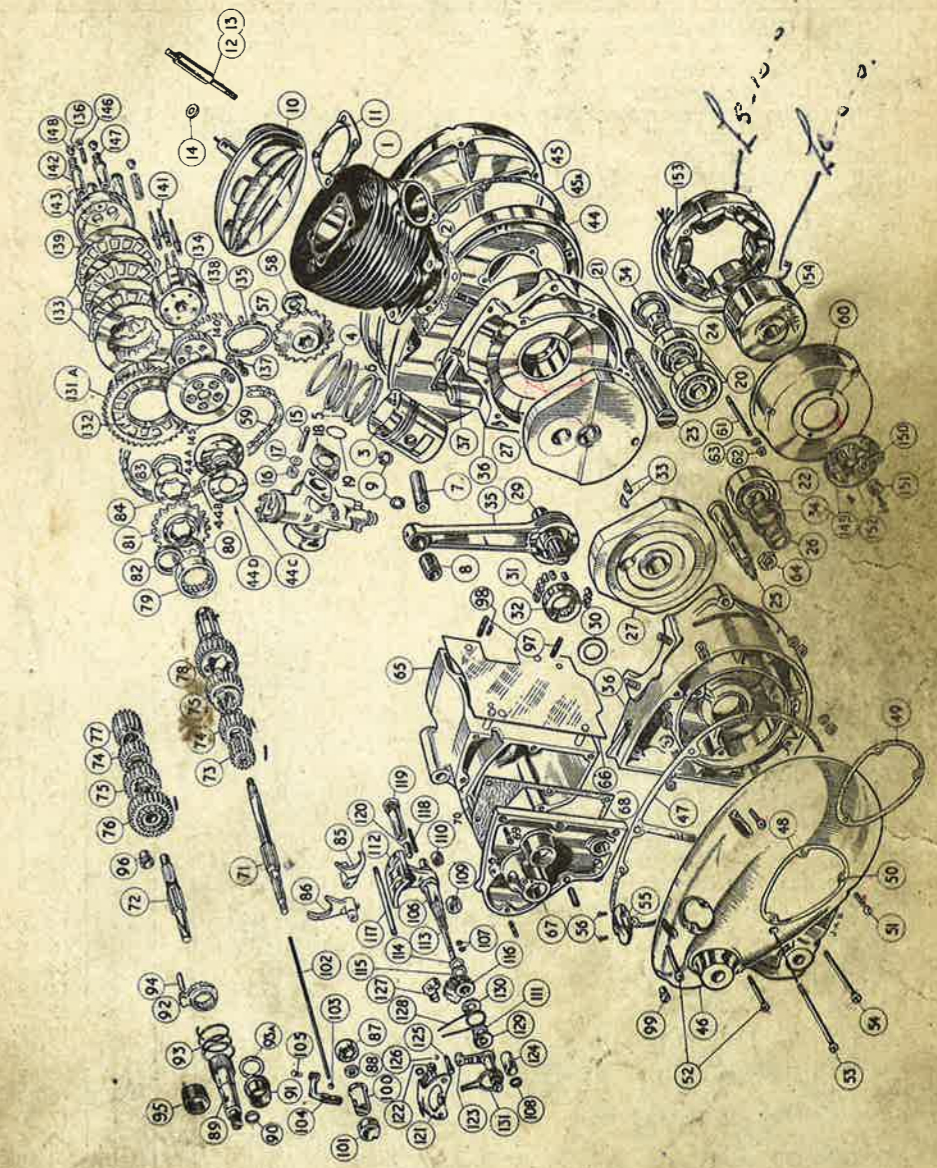
L25 — COMMODORE 250 (25T)
L25T — COMMANDO 250 (25C)

Ill. No.	Part No.	Description of Part	Model	Qty.	£	s.	d.
—	541019	Crankcase plain stud ...	L25, L25S, L25C	3		8	
—	541419	" plain stud ...	L20, L20S	3		8	
—	541022	Spring washer for same ...	All	12		2	
—	500005	Nut for same ...	"	12		2	
37	541262	Cylinder base stud ...	"	4		8	
—	541010	Spring washer for same ...	"	4		2	
—	541124	Cylinder base stud nut ...	"	4		8	
38	541038	Carburettor aluminium cover ...	L25	1	19	6	
39	541108	Air filter gauze ...	"	1	8	0	
40	541109	" retainer ...	"	1	5	3	
41	541112	Retainer screw ...	"	2		2	
42	541152	Carburettor aluminium cover fixing screws	"	2		3	
43	541116	" rubber cover ...	"	1	12	0	
—	521579	Washer for aluminium cover fixing screws	"	2		2	
44	541089	Chaincase back half ...	L25, L25S, L25C	1	2	11	0
44	541489	" " " " " " " " " "	L20, L20S	1	2	11	0
—	541157	" " " washer ...	L25, L25S, L25C	1		2	
—	541637	" " " washer ...	L20, L20S	1		2	
44a	541090	Oil thrower ...	L25, L25S, L25C	1		3	
44a	541574	" " " " " " " " " "	L20, L20S	1		3	
44b	541091	" " oil seal ...	L25, L25S, L25C	1		6	
44b	541491	" " oil seal ...	L20, L20S	1		6	
44c	541092	" seal cover ...	L25, L25S, L25C	1	1	0	
44c	541573	" seal cover ...	L20, L20S	1	1	0	
44d	541093	Rivet for same ...	All	4		2	
—	516138	Chaincase back half paper washer ...	"	2		2	
—	541097	Back half fixing screw ...	"	5		2	
45	541031	Front chaincase — outer ...	L25, L25S, L25C	1	2	2	6
45	541431	" " — outer ...	L20, L20S	1	2	2	6
45a	541113	" " gasket ...	L25, L25S, L25C	1		8	
45a	541433	" " gasket ...	L20, L20S	1		8	
—	541073	Nameplate — left hand ...	All	1	6	0	
—	500484	Chaincase outer half fixing screws ...	"	5		6	
—	541034	" oil level plug ...	"	1	1	6	
—	500202	Fibre washer for same ...	"	1		2	
46	541131	Timing side cover assembly ...	L25, L25S, L25C	1	4	19	6
46	541485	" " cover assembly ...	L20, L20S	1	4	19	6
47	541035	" " cover washer ...	L25, L25S, L25C	1		8	
47	541462	" " cover washer ...	L20, L20S	1		8	
48	541072	" " name plate ...	All	1	6	0	
49	541066	Name plate washer ...	"	2		6	
50	541067	" " fixing screws ...	"	6		6	
51	500484	Timing side cover screw — short ...	"	5		6	
52	541084	" " " " — long ...	"	2		6	
53	541086	" " " " — centre ...	"	1		6	
54	541085	" " " " — bottom ...	"	1		6	
—	541087	cover stud ...	"	1	1	3	
55	541104	Clutch cable inspection plate ...	"	1	5	0	
—	540057	Washer for same ...	"	1		6	
56	500450	Fixing screw for inspection plate ...	"	2		3	
57	541053	Engine sprockets ...	L25, L25S, L25C	1	19	0	
57	541453	" " " " " " " " " "	L20, L20S	1	19	0	
—	541192	" " shim ...	All	2		6	
58	500230	" " nut ...	"	1		2	0
59	704185	Front chain 60 pitch (110038) ...	L25, L25S, L25C	1	13	9	
59	700765	" " 58 pitch (110038) ...	L20, L20S	1	13	4	

4 Engines 199 cc and 249 cc

L20 — CAPTAIN 200 (20T)
L25S — COTSWOLD 250 (25S)
L20S — SPORTS CAPTAIN 200 (20S)

L25 — COMMODORE 250 (25T)
L25T — COMMANDO 250 (25C)



4 Engines 199 cc and 249 cc

L20 — CAPTAIN 200 (20T) L25 — COMMODORE 250 (25T)
 L25S — COTSWOLD 250 (25S) L25T — COMMANDO 250 (25C)
 L20S — SPORTS CAPTAIN 200 (20S)

Ill. No.	Part No.	Description of Part	Model	Qty.	£ s. d.
60	541062	Generator adaptor cover	All	1	1 5 0
61	541064	" " stud	"	3	6
62	500005	Nut for same	All	3	5
63	500012	Washer for same	"	3	2
—	541012	Spacer for generator cover	L25, L25S, L25C	1	2 3
—	541438	" " " "	L20S, L20	1	2 3
64	500230	Nut for same	All	1	1 3
—	541021	Generator rotor key	"	1	7
—	500176	" " washer	L25, L25S, L25C	1	2
—	521590	" " washer	L20S, L20	1	2
GEARBOX INTERNALS					
65	541257	Gearbox shell	L25	1	6 13 8
65	541244	" shell	L25S, L25C	1	6 15 10
65	541671	" shell	L20S, L20	1	6 15 10
—	540138	" drain plug	All	1	1 0
—	500200	Fibre washer for same	"	1	11
66	541338	Gearbox shell shim .004" thick	L25, L25S, L25C	1	7
66	541683	" shell shim	L20S, L20	1	7
67	541297	" end plate	L25, L25S, L25C	1	3 16 4
67	541670	" end plate	L20S, L20	1	3 16 4
68	541261	End plate gasket	L25, L25S, L25C	1	10
68	541655	" gasket	L20S, L20	1	8
—	500347	" fixing bolt	All	2	6
69	541139	" screw	"	1	3
70	541256	" dowel	"	2	10
71	541263	Mainshaft	L25, L25S, L25C	1	2 8 4
71	541657	"	L20S, L20	1	2 6 0
72	541288	Layshaft	L25, L25S, L25C	1	1 11 4
72	541666	"	L20S, L20	1	1 11 4
73	541279	Mainshaft 1st gear	L25, L25S	1	11 0
73	541757	" 1st gear	L25C	1	11 0
73	541665	" 1st gear	L20, L20S	1	10 3
74	541277	" 2nd gear layshaft 3rd gear	L25, L25S	2	1 14 0
74	541755	" 2nd gear	L25C	1	1 3 6
74	541664	" 2nd gear layshaft 3rd gear	L20, L20S	2	1 3 0
75	544076	" 3rd gear	L25, L25S	1	1 18 10
75	541798	" 3rd gear	L25C	1	1 14 3
75	541583	" 3rd gear	L20, L20S	1	1 13 0
76	544080	Layshaft 1st gear	L25, L25S	1	1 19 8
76	541800	" 1st gear	L25C	1	1 15 0
76	541588	" 1st gear	L20, L20S	1	1 15 0
75	544082	" 2nd gear	L25, L25S	1	1 10 8
75	541826	" 2nd gear	L25C	1	1 14 4
75	541590	" 2nd gear	L20, L20S	1	1 14 3
74	541760	" 3rd gear	L25C	1	1 3 6
77	541290	" high gear	L25, L25S, L25C	1	10 7
77	541668	" high gear	L20, L20S	1	9 0
78	544075	Sleeve gear	L25, L25S, L25C	—	3 4 3
78	541582	"	L20, L20S	—	2 18 5
79	541266	High gear sleeve bearing	L25, L25S, L25C	1	1 17 0
79	517191	" " " "	L20S, L20	1	1 0 6
80	541267	Oil seal	All	1	4 0
81	541268	Final drive sprocket	L25	1	19 4
81	541260	" " "	L25S, L25C	1	19 4

Engines 199 cc and 249 cc

L20 — CAPTAIN 200 (20T) L25 — COMMODORE 250 (25T)
 L25S — COTSWOLD 250 (25S) L25T — COMMANDO 250 (25C)
 L20S — SPORTS CAPTAIN 200 (20S)

Ill. No.	Part No.	Description of Part	Model	Qty.	£ s. d.
81	541528	Final drive sprocket	L20S, L20	1	19 4
82	541391	Spacer for same	L25, L25S, L25C	1	5 3
82	541680	" " " "	L20S, L20	1	4 2
83	541271	Final drive sprocket nut	L25, L25S, L25C	1	2 3
83	541660	" " " "	L20S, L20	1	2 3
84	541272	Washer for same	L25, L25S, L25C	1	7
84	541661	" " " "	L20S, L20	1	7
85	541341	Mainshaft selector fork	All	1	1 18 9
86	541343	Layshaft selector fork	"	1	1 18 9
87	512545	Mainshaft bearing	"	1	16 6
88	541265	" nut	"	1	1 2
—	541398	" nut washer	"	1	4
—	542899	" lock washer	"	1	4
89	541293	Kickstart shaft assembly	"	1	2 9 2
90	540006	"O" ring for same	"	1	1 1
—	542900	Kickstart shaft circlip	"	1	3
—	542901	" shaft washer	"	1	3
91	541102	" shaft bush — outer	"	1	10 2
92	541300	" ratchet	"	1	1 7 9
93	541358	Ratchet spring	"	1	1 3
93a	541301	Kickstart shaft thrust washer	"	1	1 2
94	541468	" shaft stop pin	"	1	2 3
95	540043	" return spring	"	1	1 7
96	541289	Layshaft bush-box	L25, L25S, L25C	1	7 6
96	541667	" bush-box	L20S, L20	1	7 6
—	541395	" bush welsh plug	L25, L25S, L25C	1	7 7
—	541682	" bush welsh plug	L20S, L20	1	7 7
97	541262	Gearbox attachment stud	All	4	9
—	500004	Nut for same	"	4	5
98	500577	Gearbox dowel	"	2	2
99	541057	" oil level screw	"	1	7
—	541055	Fibre washer for same	"	1	2
KICK STARTER					
—	542941	Kickstart crank assembly	L20S, L25, L20	1	2 12 6
—	541242	" crank assembly	L25S, L25C	1	2 12 6
—	004520	" rubber only	L20S, L25, L20	1	2 0
—	542940	" crank only	"	1	1 14 0
—	541241	" crank only	L25S, L25C	1	1 14 0
—	500367	" crank bolt	All	2	1 3
—	500004	Nut for same	"	2	6
—	500011	Washer for same	"	1	2
—	540431	Kickstart pedal	"	1	14 7
—	540432	" crank dome nut	"	1	2 3
—	500010	Washer for same	"	1	2
—	540433	Kickstart crank spring steel washer	"	1	3
CLUTCH OPERATOR MECHANISM					
100	541282	Clutch operator body	All	1	14 3
101	541280	Locking ring for same	"	1	2 7
102	541346	Clutch push rod	L25, L25S, L25C	1	2 6
102	541675	" push rod	L20S, L20	1	2 6
103	511645	" operating ball	All	1	2
—	541305	" operating body peg	"	1	3

4

Engines 199 cc and 249 cc

L20 — CAPTAIN 200 (20T)
L25S — COTSWOLD 250 (25S)L25 — COMMODORE 250 (25T)
L25T — COMMANDO 250 (25C)
L20S — SPORTS CAPTAIN 200 (20S)

Ill. No.	Part No.	Description of Part	Model	Qty.	£ s. d.
104	541281	Clutch lever	All	1	1 0 0
—	541325	" lever spring	"	1	4
105	541278	" lever trunnion	"	1	3 4
—	541264	" trunnion circlip	"	1	3
—	514225	" cable adjuster	"	1	3
—	511373	" cable adjuster nut	"	1	3
FOOT CHANGE MECHANISM					
106	541331	Foot change ratchet shaft	L25, L25S, L25C	1	4 8 0
106	541672	" " " " " " " " " " " "	L20, L20S	1	4 8 0
107	540079	Inner "O" ring for same	All	1	11
108	540006	Outer "O" ring for same	"	1	1
109	541299	Ratchet shaft bush — outer	"	1	3 10
110	541307	" " bush — inner	"	1	4 0
—	541394	" " bush — welsh plug	"	1	7
111	541340	" " bush nut	"	1	7
112	541334	Cam segment	"	1	3 5 9
—	541393	Ratchet shaft circlip	"	1	2
113	541333	" " spindle	"	1	6 1
114	541389	" " washer — large	"	1	2
115	541390	" " washer — small	"	1	2
116	541283	Foot change ratchet	"	1	17 3
117	541345	" " striker shaft	L25, L25S, L25C	1	2 6
117	541674	" " striker shaft	L20, L20S	1	5 9
118	540045	Cam plate plunger spring	All	1	4
119	541335	Cam plunger bolt	"	1	2 0
120	542835	Plunger for cam plate	"	1	3 10
121	541521	Foot change stop plate assembly	"	1	3 4
122	541400	" " stop plate bolt	"	2	4 4
—	514117	Washer for same	"	2	2
123	541320	Foot change pawl carrier	"	1	18 4
124	541101	Gear change bush — outer	"	1	4 4
125	541322	Pawl carrier pin	"	1	10
126	541285	" " circlip	"	1	3
127	541326	Foot change ratchet pawl	"	1	14 6
128	541327	Pawl spring	"	1	1 2
129	541640	" " cup washer	"	1	7
130	541323	" " inner washer	"	1	2
—	006086	Foot change pedal	L20S, L25, L20	1	19 0
—	005778	" " " " " " " " " " " "	L25C	1	19 0
—	541467	Pedal end cap	All	1	1 8
—	540086	" rubber	"	1	2 8
—	540105	" pinch bolt	"	1	9
—	500005	Nut for bolt	"	1	5
—	500012	Washer for bolt	"	1	2
131	543453	Foot change pedal return spring	"	1	1 6
—	540051	Gear indicator	"	1	2 3
—	540137	Indicator screw	"	1	9
—	500012	" " washer	"	1	2
CLUTCH ASSEMBLY					
—	541397	Clutch assembly	All	1	9 10 0
131a	545272	" sprocket and inserts	"	1	2 18 10

Engines 199 cc and 249 cc

4

L20 — CAPTAIN 200 (20T)
L25S — COTSWOLD 250 (25S)L25 — COMMODORE 250 (25T)
L25T — COMMANDO 250 (25C)
L20S — SPORTS CAPTAIN 200 (20S)

Ill. No.	Part No.	Description of Part	Model	Qty.	£ s. d.
133	545250	Friction plate and inserts	All	3	8 3
134	541371	Clutch centre	"	1	11 0
135	541367	Roller cage	"	1	3 2
136	541348	Clutch adjuster	"	1	5
137	541370	Nut for clutch back plate	"	5	4
138	541366	Roller for clutch sprocket	"	12	Set 3 9
139	545249	Clutch plate plain	"	4	3 10
140	541372	" race plate	"	1	14 0
141	541382	Clutch spring stud	"	5	3 2
142	541392	" spring cup	"	5	1 2
143	541350	" pressure plate	"	1	10 6
145	541381	" back plate	"	1	11 9
146	500080	Nut for clutch adjuster	"	1	3
147	541353	Clutch spring	"	5	1 2
148	541383	Nut for clutch spring — outer	"	5	7
—	541265	Nut, clutch fixing	"	1	1 8
—	541398	Washer, clutch fixing	"	1	3

IMPORTANT

ORDERS FOR SPARE PARTS SHOULD BE SENT IN LIST FORM ON ONE SIDE OF A SHEET OF PAPER AND NOT AS PART OF A LETTER.

THE COMPLETE FRAME AND ENGINE NUMBERS AS WELL AS PART NUMBERS AND DESCRIPTIONS SHOULD BE QUOTED ON EACH ORDER.

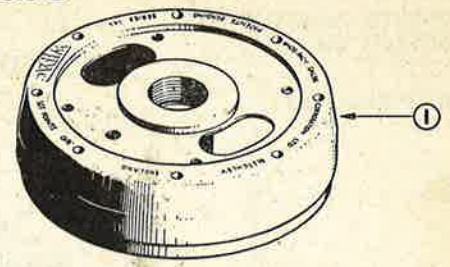
OLD PARTS SENT AS PATTERNS WILL BE SCRAPPED UNLESS CUSTOMER SPECIFIES OTHERWISE.

JAMES
Spares for
Flywheel Magnetos
Generators and
Lights

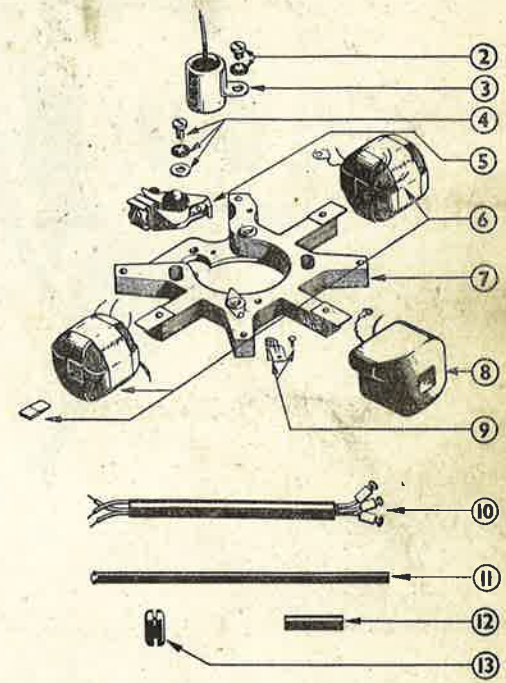
Flywheel Magneto

L15A — FLYING CADET 150
 M15 — CADET 150
 95—PLOVER 150

\$5 →



\$4 →



Ill. No.	James Part No.	Description of Part	Qty.	£ s. d.
1	S1032	Flywheel and cam unit	1	8 10 0
2	S0052	Fixing set (condenser) set	1	6
3	S0051	Condenser	1	10 0
4	S0054	Fixing set (contact breaker) set	1	9
5	S0577	Contact breaker	1	10 6
6	S1053	Low tension coil	2	2 0 0
7	S0057	Core and plate assembly	1	17 6
8	S1046	High tension coil	1	1 10 0
9	S0055	Grease pad	1	9
10	S1054	Low tension lead	1	5 0
11	S0716	High tension lead	1	4 0
12	S1220	Sleeve	1	6
13	S1168	Grommet	1	6
—	S1052	Stator unit complete	1	5 15 0

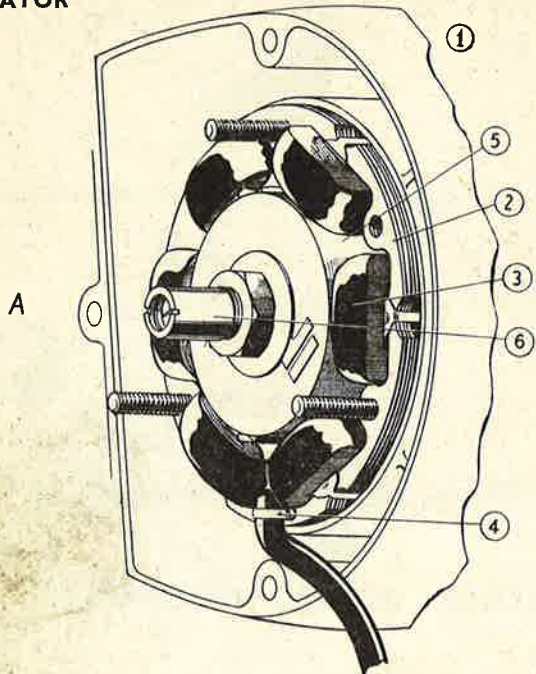
Generator

L20S — SPORTS CAPTAIN
L20 — CAPTAIN 200

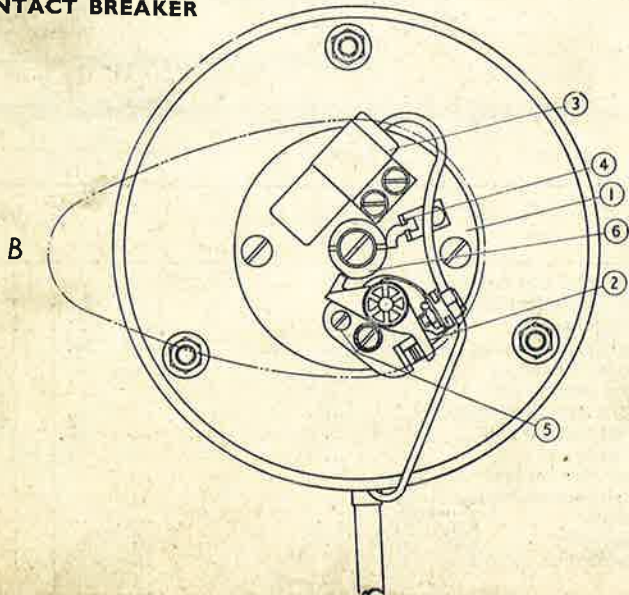
L25S — COTSWOLD 250
L25 — COMMODORE 250

L25T — COMMANDO 250

ALTERNATOR



CONTACT BREAKER



WIPAC Generator

L20 — CAPTAIN 200
L25S — COTSWOLD 250

L25 — COMMODORE 250
L25T — COMMANDO 250

Ill. No.	Part No.	Description of Part	Model	Qty.	£ s. d.
—	S0793	Ignition coil complete	L20	1	12 6
—	S0793	" " complete	L25	1	12 6
—	S0811	" " (without bracket)	L25S, L25T	1	15 0
—	S0795	H.T. terminal set	"	1	2 0
—	S0813	Fixing set	"	1	1 0
—	S0771	Bracket set	"	1	5 0
—	S2425	L.T. lead	L25	1	3 0
—	S0233	H.T. lead	"	1	2 4
—	S0812	H.T. lead 15" (7 m.m.)	L25S, L25T	1	2 4
1	S0216	Alternator	L20, L25	1	10 15 0
—	G.1520	"	L25S	1	8 0 0
—	G.1544	"	L25T	1	10 15 0
2	S0218	Stator ring only	L20, L25	1	2 15 0
—	00759	" " "	L25S, L25T	1	2 15 0
3	S0219	Coils set of six set	L20, L25	1	3 0 0
—	S0654	Stator ring and coil assembly	L25S	1	2 15 0
—	S0217	Rotor " " " "	L20, L25	1	5 5 0
—	S0655	Rotor " " " "	L25S, L25T	1	5 10 0
—	S0656	Coil set (special ignition)	L25	1	10 6
—	S0678	Coil set	L25T	1	1 0 0
4	S2385	Clip set	L20, L25	1	4 0 0
—	S0658	" " (for coil attachment and leads)	L25S	1	1 3
—	S0680	" " (for coil attachment and leads)	L25T	1	2 3
—	S0220	Lead unit, (including clips)	L20, L25	1	10 0
—	S0659	" " (including clips and screws)	L25S	1	8 6
—	S0681	" " (including clips and screws)	L25T	1	8 6
5	S0221	Rotor	L20, L25	1	5 10 0
6	S0223	Cam unit	"	1	8 0
1	S0224	Contact breaker base plate unit	L20, L25	1	1 9 0
2	S2312	" " assembly	All	1	10 6
—	S0660	" " plate unit	L25S, L25T	1	1 9 0
3	S0226	Condenser set	All	1	10 0
4	S1994	Cam grease pad	All	1	6
5	S0227	Screw and washer set set	L20, L25	1	1 0
—	S0663	" " " " set	L25S, L25T	1	1 0
—	541064	Generator Adaptor stud	All	3	4
—	500005	" " nut	"	3	4
—	500012	" " washer	"	3	2

BULBS

Ill. No.	Part No.	Description of Part	Model	Qty.	£ s. d.
—	701654	Main bulb 6V. 30/24 (rectified)	—	1	5 0
—	701647	" bulb 6V. 24/24 direct	—	1	5 0
—	701712	Pilot bulb 6V. 3W (rectified)	—	1	1 6
—	701632	" bulb 3.5V . 15 amp. direct	—	1	1 6
—	701648	Speedo bulb 6V. 5-3 amp.	—	1	1 8
—	701712	Tail lamp bulb 6V. 3W.	—	2	1 6
—	701639	" " bulb 6V. 3W.	—	1	1 8
—	004409	Stop lamp bulb 6V. 18W.	—	1	4 0

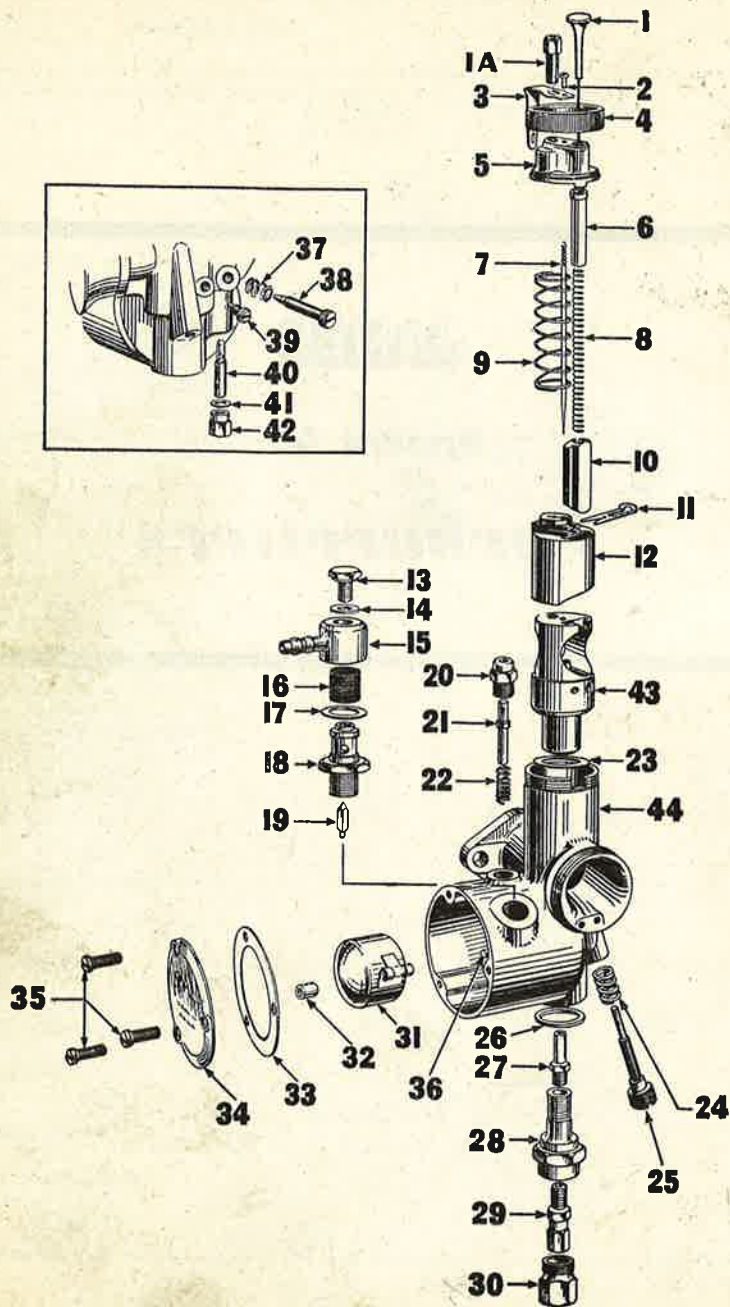
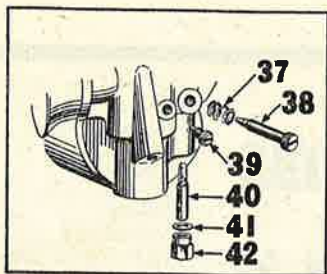
Part No.	Description of Part	Model	Qty.	£ s. d.		
				£	s.	d.
S1127	Headlamp complete less harness (direct) ...	M15, L15A, L1, 95		4	0	0
S1057	" " " " (rectified) ...	M15, L15A, 95		4	10	0
S1302	" " " " (rectified) ...	L1		4	10	0
S0235	" " " " ...	L25		5	15	0
S0777	" " " " ... 1961/2	L20, L20S		5	15	0
S0902	" " " " ... 1963/4	L20, L20S		5	15	0
S3091	" " " " ... 1962	M25, M25S, 91		4	10	0
S2902	" " " " ... 1963/4	M25, M25S, 91		4	10	0
S0924	Wiring harness (direct) ...	L15A, L1		1	10	0
S1301	" " (rectified) ...	L1		1	15	0
S1058	" " (rectified) ...	L15A		1	10	0
S2901	" " (direct) ...	M15, 95		1	10	0
S2859	" " (rectified) ...	" "		1	10	0
S1080	" " (rectified) ...	L20, L20S		3	10	0
S0901	" " (rectified) ...	L25		3	15	0
S2904	" " (rectified) ...	M25, M25S		2	0	0
S0912	Headlamp shell ...	L1, L15A, M15, 95		1	5	0
S0236	" " ... 1961/2	L25, L20, L20S		1	0	0
S0904	" " ... 1963/4	L20, L20S		1	5	0
S1061	" " ... 1962	M25, M25S, 91		1	5	0
S2903	" " ... 1963/4	" "		1	5	0
S0066	" rim ...	All		12	6	
S0507	Sealed beam unit ...	"		14	3	
S0070	Spring clip ... (1 set (4))	"	Set	1	6	
S0064	Rim locking set ...	"		1	6	
S0238	Headlamp fixing set ...	"		5	0	
S0781	Switch (lighting) ... (except L1 rect.)	"		16	0	
S0782	" (ignition) ...	"		16	0	
S0783	Knob (lighting) ... (except L1 rect.)	"		3	0	
S0784	" (ignition) ...	"		3	0	
S0837	Switch lighting (rectified) ...	L1		16	0	
S0939	Knob lighting ...	L1		3	0	
S0768	Main bulb holder ...	All		2	9	
S2478	Pilot bulb holder ...	"		1	6	
S0062	Ammeter ...	L25, L20, L20S, M25, M25S, 91		15	0	
701517	" seal ...	"			4	
003069	Headlamp beading ...	"		2	6	
S1044	Rectifier ...	L15A		1	5	0
000463	" ...	L1				
S2877	" ...	M15, 95		17	6	
S2642	" ...	L20, L20S, L25		2	15	0
M3175	" ...	M25, M25S				
S2602	Tail lamp ...	All		17	6	
005178	Horn and dipper switch ... (except L1)	All		11	6	
005403	" " " " ...	L1		11	6	
004246	Battery ...	L25, M25		1	17	6
005948	" ...	L20, L20S, M25S		2	17	6
003870	" ... (rectified only)	L1, M15, L15A, 95		1	17	6
006737	Horn D.C. ...	All		1	11	6
004249	" A.C. ...	"		1	11	6
006018	Stoplight switch ...	M15, L1, L15A, 95		14	6	
	" " ...	L15A, M15, L20				
	" " ...	L20S, L25		5	6	
006957	" " ...	M25, M25S, 91		5	6	

JAMES

Spares for

Carburettors

L15A — FLYING CADET 150



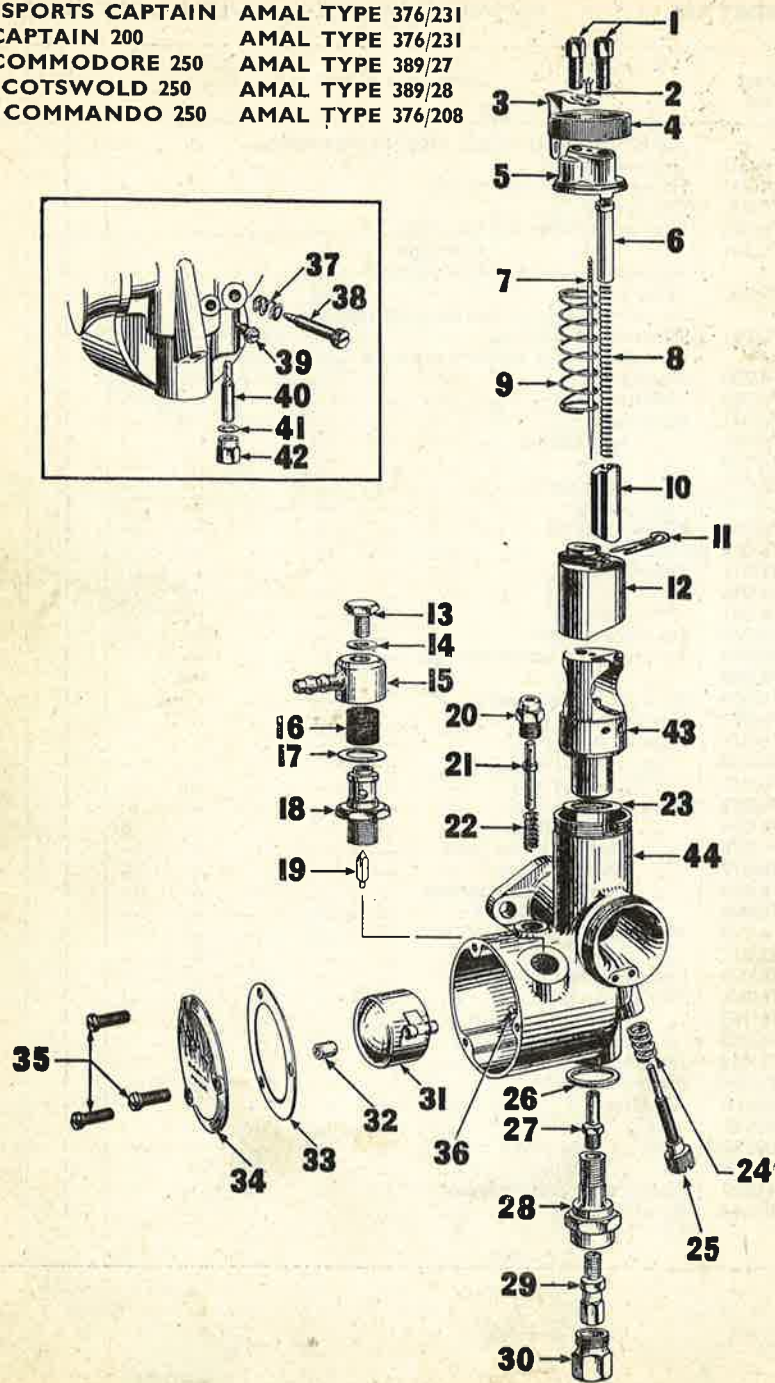
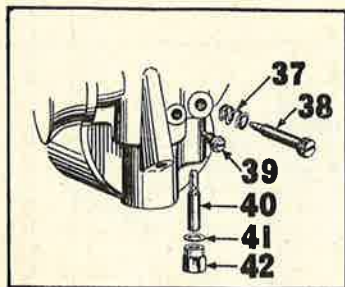
M15 — CADET 150

L15A — FLYING CADET 150

Ill. No.	Part No.	Description of Part	Qty.	£	s.	d.
1	—	Air control lever — not supplied separately...	1			9
1a	4/035	Cable adjuster ...	1			3
2	4/241	Fixing screw for cap spring ...	1			0
3	375/070	Cap spring ...	1			9
4	375/065	Mixing Chamber top cap ring ...	1			8
5	375/101	" " complete ...	12			8
6	—	Air valve — not supplied separate ...	1			8
7	375/063	Taper needle ...	3			8
8	—	Air valve spring — not supplied separate ...	1			7
9	375/061	Throttle valve spring ...	1			8
10	—	Air valve — not supplied separate ...	1			8
11	4/230	Needle clip ...	1			9
12	375/060	Throttle valve — 3½ ...	1			6
13	376/091	Banjo bolt ...	1			9
14	376/092	" bolt washer ...	1			2
15	376/138	" union ...	1			3
16	376/093	" filter gauze ...	1			0
17	14/175	" washer ...	1			2
18	376/088	Needle seating ...	1			8
19	376/089	Float needle ...	1			4
20	343/011	Tickler body ...	1			9
21	376/086	" ...	1			4
22	376/087	" spring ...	1			2
23	375/067	Jet block washer ...	1			2
24	376/069	Throttle stop screw spring ...	1			3
25	376/068	" " " " washer ...	1			0
26	376/074	Main jet holder ...	1			2
27	376/072	Needle jet — 105 ...	1			0
28	376/073	Main jet holder ...	1			9
29	376/100	" " — 110 ...	1			5
30	376/075	" " cover nut ...	1			4
31	376/083	Float ...	1			4
32	376/094	" spindle bush ...	1			4
33	376/078	" chamber cover joint ...	1			4
34	376/077	" chamber cover ...	1			8
35	376/079	" chamber cover screws ...	3			2
36	376/085	" hinge spindle ...	1			8
37	4/148	Air adjusting screw ...	1			4
38	332/017	" " " " ...	1			3
39	376/070	Locating peg for jet block ...	1			7
40	376/076	Pilot jet — 25 ...	1			7
41	116/162	" " cover nut washer ...	1			2
42	376/095	" " cover nut ...	1			0
43	375/058	Jet block ...	1			8
44	375/004	Mixing chamber ...	1			6
—	005610	Air filter ...	1			0
—	005640	" " clip ...	1			6
—	900256	" " clip screw ...	1			3
—	900016	" " clip nut ...	1			3
—	545089	Carburettor filter adaptor ...	1			7
—	30/064	Air slide clip ...	1			3
						4

Carburetter

L20S — SPORTS CAPTAIN AMAL TYPE 376/231
 L20 — CAPTAIN 200 AMAL TYPE 376/231
 L25 — COMMODORE 250 AMAL TYPE 389/27
 L25S — COTSWOLD 250 AMAL TYPE 389/28
 L25T — COMMANDO 250 AMAL TYPE 376/208



Carburetter

L20S — SPORTS CAPTAIN AMAL TYPE 376/231
 L20 — CAPTAIN 200 AMAL TYPE 376/231
 L25 — COMMODORE 250 AMAL TYPE 389/27
 L25S — COTSWOLD 250 AMAL TYPE 389/28
 L25T — COMMANDO 250 AMAL TYPE 376/208

Ill. No.	Part No.	Description of Part	Model	Qty.	£ s. d.
—	389/27	Carburetter complete with cables...	L25	1	6 15 11
—	389/28	" " " " " ...	L25S	1	6 15 11
—	376/208	" " " " " ...	L25T	1	5 7 8
—	376/231	" " " " " ...	L20, L20S	1	6 7 1
1	4/035	Cable adjuster, 1 only on L25T ...	All	2	9
—	4/137A	Plug screw ...	L25T	1	3
2	4/241	Mixing chamber cap, spring fixing screw ...	All	1	3
3	29/201	Mixing chamber cap, spring ...	L25, L25S	1	1 0
3	4/276	" " " " " ...	L25T	1	1 1
3	4/235	" " " " " ...	L20, L20S	1	1 1
4	389/065	" " " " ring ...	L25, L25S	1	4 9
4	376/065	" " " " " ...	L25T, L20, L20S	1	4 9
5	389/064	" " " " top ...	L25, L25S	1	4 9
5	376/064	" " " " " ...	L25T, L20, L20S	1	4 9
6	29/057	Air valve guide ...	L25, L25S	1	1 11
6	6/047	" " " " " ...	L25T, L20, L20S	1	2 0
7	389/063	Taper needle ...	L25, L25S	1	3 8
7	376/073	" " " " " ...	L25T, L20, L20S	1	3 8
8	4/046	Air valve spring ...	All	1	4
9	389/061	Throttle valve spring ...	L25, L25S	1	7
9	376/061	" " " " " ...	L25T, L20, L20S	1	7
10	389/062	Air valve ...	L25, L25S	1	6 0
10	376/062	" " " " " ...	L25T, L20, L20S	1	6 0
11	4/230	Jet needle clip ...	All	1	8
12	389/060	Throttle valve (state size) ...	L25, L25S	1	9 6
12	386/060	" " " (state size) ...	L25T, L20, L20S	1	9 6
13	376/091	Banjo bolt ...	All	1	9
14	376/092	" bolt washer ...	"	1	2
15	376/097	" union ...	L25	1	3 2
15	376/138	" union ...	L25S, L25T, L20, L20S	1	4 3
16	376/093	" filter gauze ...	All	1	0
17	14/175	Needle seating washer ...	"	2	2
18	376/088	" " " " " ...	"	1	3 8
19	376/089	Float needle ...	"	1	2 4
20	343/125	Tickler body ...	L25	1	10
20	343/011	" " " " " ...	L25S, L25T, L20, L20S	1	10
21	376/126	" " " " " ...	L25	1	9
21	376/086	" " " " " ...	L25S, L25T, L20, L20S	1	4
22	376/087	" spring ...	All	1	2
23	376/067	Washer for jet block ...	"	1	2
24	376/069	Throttle stop screw spring ...	"	1	3
25	376/068	" " " " " ...	"	1	0
26	376/074	Main jet holder washer ...	"	1	2
27	376/072	Needle jet (state size) ...	"	4	0
28	376/073	Main jet holder ...	"	5	9
29	376/100	" " (state size) ...	"	2	1
30	376/075	" " cover nut ...	"	1	5
31	376/083	Float ...	"	7	4
32	376/094	" hinge spindle bush ...	"	1	4
33	376/078	" chamber cover gasket ...	"	1	4
34	376/077	" chamber cover ...	"	1	3 8

Carburetter

L20S — SPORTS CAPTAIN	AMAL TYPE 376/231
L20 — CAPTAIN 200	AMAL TYPE 376/231
L25 — COMMODORE 250	AMAL TYPE 389/27
L25S — COTSWOLD 250	AMAL TYPE 389/28
L25T — COMMANDO 250	AMAL TYPE 376/208

Ill. No.	Part No.	Description of Part	Model	Qty.	£ s. d.	
					£	d.
35	376/097	Cover screws... ..	All	3	3	2
36	376/085	Float hinge spindle	"	1	8	
37	4/148	Pilot air adjusting spring	"	1	4	
38	332/017	" " " screw	"	1	3	
39	376/070	Locating peg for jet block	"	1	7	
40	376/076	Pilot jet	"	1	7	
41	116/162	" " cover nut washer	"	1	2	
42	376/095	" " cover nut	"	1	0	
43	389/056	Jet block $\frac{1}{8}$ " bore	L25, L25S	1	17	10
43	376/056	" " $\frac{1}{8}$ " bore	L25T, L20, L20S	1	16	3
44	376/002	Carburetter body	"	1	17	9
44	389/002	" "	L25, L25S	2	2	0
—	244/1037	Monobloc service spanner	All	1	2	9
—	541013	Carburetter spacer	L25, L25S, L25T	1	3	10
—	523496	" spacer	L20, L20S	1	2	11
—	541014	" spacer "O" ring	All	1	1	7
—	518503	" "O" ring	L25T, L20, L20S	1	1	10
—	005130	Air filter	L25S, L25T	1	11	9
—	005809	" "	L20, L20S	1	3	3
—	541232	" " adaptor	L25S	1	2	3
—	522129	" " adaptor	L25T, L20, L20S	1	2	3
—	005232	" " clip	L25S, L25T	1	1	2
—	005640	" " clip	L20, L20S	1	1	2
—	900256	" " clip screw	All	1	3	
—	900124	" " clip screw nut	"	1	2	
—	004423	Air lever	"	1	14	5

JAMES*Spares for***Sundries**

**TANKS, MUDGUARDS, HANDLEBARS, SEATS,
TOOLBOXES, ETC.**

IMPORTANT

From June 1956, certain models were offered in optional colour finish. Orders for enamelled components should clearly state the colour, as well as the usual model numbers, part numbers and descriptions.

Sundries

Part No.	Description of Part	Model	Qty.	£	s.	d.
006081	PETROL TANK	M25, L25	1	9	9	0
005414	"	L25S	1	6	7	6
005231	"	L25T	1	6	7	6
005980	"	L20	1	9	0	0
006889	" (also 1962, L20S)	M25S, L20S, 91	1	9	9	0
007602	" (1964)	M25S, L20S, 91	1	9	9	0
005605	"	L15A, L1	1	6	7	6
006811	"	M15, 95	1	8	10	0
003179	" bracket	L25, M25	1	4	6	
006012	Kneegrip rubber L.H.	L20, L20S, M25, L25	1	3	0	
006013	" R.H.	"	1	3	0	
006008	Chrome panel L.H.	"	1	1	0	0
006009	" R.H.	"	1	1	0	0
006213	" beading	"	2	4	6	
900500	" screws	"	2	2	6	
005713	Claymastic beading	L15A	1	3	6	
003166	Petrol tap (also 1963 LI, M15) (2 off M15)	All 1961-2	1	8	6	
406569	" (except LI, M15)	All	1	12	0	
900373	Fibre washer	"	1	3		
900367	Drain plug (except LI, M15, L15A)	"	1	6		
004294	Tank badge	L20, L25, M25S, L20S	2	8	3	
007603	" (1964)	M25S, L20S	2	8	3	
005707	"	L15A, M15, 95	2	8	3	
002393	"	L1	2	2	9	
002816	Seating washer	All	2	1	7	
405260	Petrol tank badge washer (1964)	M25S, L20S, 91	2	1	7	
900325	Fixing screw (except M25, L20)	All ^{1/8 x 40 BSsw}	4	3		
900511	"	M25, L20	4	3		
900074	Hex bolt	M25, L25, L20, L20S	1	1		
900119	"	M25, L25	1	6		
900041	"	L1, L15A	1	6		
45/31	Stud, tank fixing	M15, 95	2	1		
900000	Hex nut	All	—	4		
10/15	"	M15, 95	4	4		
900009	Plain washer	All	—	3		
005949	Rubber bush (2 only 1963 M25S, L20S)	L20, L20S, M25S, 91	4	1	4	
002188	Petrol pipe c/w ferrules 1961-2	M25	1	2	9	
002191	"	L25	1	2	9	
002186	"	L20, L20S	1	2	9	
002185	"	L15A	1	2	9	
002181	"	L1	1	2	9	
007329	" assembly 1963/4	M25	1	7	6	
007330	"	M25S, 91	1	7	6	
007331	"	L20	1	7	6	
007332	"	L20S	1	7	6	
007435	"	M15, 95	1	1	4	
007436	" R.H. 1963/4	M15, 95	1	1	8	
005270	" L.H.	L25T, L25S	1	7	6	
005950	Filler cap	M25, L25, M25S, L20, L20S	1	10	0	
005678	"	L1, L15A, M15, 95	1	6	6	
005243	"	L25T, L25S	1	9	0	
007188	FRONT MUDGUARD	M25, L20	1	2	15	0
004207	"	L20	1	2	15	0
006553	"	M25S, L20S, 91	1	1	17	6

Sundries

Part No.	Description of Part	Model	Qty.	£	s.	d.
003038	FRONT MUDGUARD	L25S, L25T	1	1	17	6
004125	"	L1, L15A, M15, 95	1	1	15	0
005071	" stay	M25, L20	1	15	0	
006389	" L.H.	M25, L20	1	8	6	
006390	" R.H.	M25, L20	1	8	6	
005051	"	L25	1	15	0	
006393	" L.H.	L25	1	8	6	
006394	" R.H.	L25	1	8	6	
006554	"	L20S	1	17	0	
006606	"	M25S, L20S, 91	1	17	0	
005075	"	L25T	1	16	3	
006604	"	L25T	1	16	3	
005412	"	L25S	1	15	0	
005073	"	L1, L15A	1	15	0	
006680	" L.H.	M15, 95	1	8	6	
006819	" R.H.	M15, 95	1	8	6	
900442	Cap nut (except L25S)	All	2	1	3	
900011	Plain washer (except L25S)	"	2	2		
900181	Hex bolt	L25S	2	6		
900404	Unbrako screw	All	4	1	0	
900004	Plain washer	"	4	2		
900027	Hex nut	"	4	3		
007258	FRONT NUMBER PLATE	M25, L20	1	3	10	
002375	"	M15, L25, L15A, L1, 95	1	3	10	
003217	"	1961 L25T	1	3	10	
007001	" " and board	L25T/62	1	5	6	
003096	" board	L25T/61	1	4	6	
005433	"	L25S	1	9	6	
007002	" bracket	L25T/62	1	1	6	
005445	" spacer	L25T/62	2	5		
005444	" bracket	L25S	1	1	3	
900010	" plate screw	L25, L15A, L1, M15, 95	2	2		
900016	" nut	"	2	2		
900006	" washer	"	2	2		
900315	Mush head screw	L25T	2	5		
900027	Hex nut	"	2	3		
900008	Plain washer	"	2	2		
900004	Shakeproof washer	"	2	2		
005863	REAR MUDGUARD inc. no. plate	M25, L25, L15A, L1	1	6	15	0
005975	"	L20	1	2	15	0
006671	"	M15, 95	1	2	15	0
006571	" alloy	M25S, L20S, 91	1	1	10	0
004984	"	L25S, L25T	1	1	10	0
006036	" beading	M25, L25	1	3	0	
005714	"	L15A	1	3	0	
006572	" stay	M25S, L20S, 91	1	1	10	0
005448	"	L25S	1	2	5	0
004986	"	25T	1	2	5	0
000429	" spacer	L25T, L25S	2	6		
006878	"	L20T	2	6		
006876	" support bracket	M25S, L20S, 91	1	3	0	

Part No.	Description of Part	Model	Qty.	£	s.	d.
003989	Rear number plate	L20, M25S, L20S	1	15	6	
407608	" " "	M15, 95	1	17	6	
007012	" " "	25T	1	4	3	
002568	" " " bracket	L25T	1	2	3	
005434	" " board	L25S	2	8	6	
900054	Hex bolt	"	4	4	6	
900023	" nut	"	4	4	3	
900008	Plain washer	"	4	4	2	
900004	Shakeproof washer	"	4	4	2	
006214	Rear no. plate beading	M25S, L20, L20S	1	2	3	
407654	" " "	M15, 95	1	1	6	
14/8	Hex. bolt 1/2" B.S.F.	"	2	2	5	
407526	Cage nut	"	2	2	3	
900009	Plain washer	"	2	2	2	
900315	Mush head screw	L20	2	2	5	
900404	Unbrako screw (6 on L20S, 2 M15)	All	4	1	0	
900054	Hex bolt	"	—	—	6	
900027	" nut	"	—	—	3	
900004	Shakeproof washer	"	—	—	2	
900008	Plain washer	"	—	—	2	
900045	" " "	L20S	4	4	2	
900024	Hex bolt	L25T	1	1	3	
900025	" " "	L25T, L25S	2	2	5	
006038	Lifting handle R.H.	L20	1	7	3	
006039	" " L.H.	L20	1	7	3	
006037	Top attachment bracket	L20	2	1	9	
004587	Mudguard fixing channel	L15A	1	8	0	
005509	" attachment bracket	L25S	1	3	0	
007013	" " "	L25T	1	1	9	
005871	" " "	M25, L20, L20S	—	—	9	
005848	REAR CHAIN GUARD	L20	1	10	0	
006567	" " "	M25S, L20S, 91	1	10	0	
005216	" " "	L25S	1	10	0	
007008	" " "	L25T	1	10	0	
003443	" " "	L1, L15A	1	15	0	
407325	" " "	M15, 95	1	16	6	
407357	Bottom chain guard	M15, 95	1	6	0	
004040	Rear chain guard top	M25, L25	1	3	6	
004052	" " rear	"	1	10	0	
004064	" " bottom	"	1	15	0	
004187	Pump cover pressing	"	1	11	6	
004098	Front attch. bracket rear chain guard	"	1	1	6	
004072	Rear attch. bracket rear chain guard	"	1	2	9	
900108	Hex bolt 5/16" x 1 1/2" long	"	2	2	5	
900009	Plain washer	"	4	4	2	
900000	Hex nut 5/16"	"	1	1	2	
900133	" bolt 5/16" x 1 1/2" long	"	1	1	5	
900400	Unbrako screw	"	2	1	0	
900045	Plain washer	"	1	1	2	
004228	Spring clip	"	1	1	5	
900406	" screw	"	2	2	3	
900407	" nut	"	2	2	5	
900372	" washer	"	2	2	2	

Part No.	Description of Part	Model	Qty.	£	s.	d.
14/28	Hex bolt 1/2" B.S.C.	M15, 95	1	10		
900027	" nut	"	5	3		
900178	Hex bolt 1/4" x 2" long	L25T, M25S, L20, L25S, L20S, 91	1	5		
900027	" nut	"	1	3		
900008	Plain washer	"	1	2		
900004	Shakeproof washer	"	1	2		
003479	Spacer tube	L15A, L1	2	5		
900094	Hex bolt	"	2	1	0	
900009	Plain washer	"	2	2		
006967	Front cover (chainguard)	M25	1	6	0	
004154	" " "	L25	1	6	0	
005978	" " "	L1	1	9	3	
900046	" " bolt	"	1	5		
900008	" " washer	"	1	2		
004568	REAR CHAIN 126 link	M25, L25	1	2	17	9
005964	" " 129 link	M25S, L20, L20S	1	2	19	2
005237	" " 134 link	L25S, L25T	1	3	1	5
004869	" " 118 link	L15A	1	2	14	1
007412	" " 120 link	M15, 95	1	2	15	0
004336	" " 120 link	L1	1	14	5	
004320	CHAIN ROLLER BRACKET	L15A, L1	1	1	8	
004323	" " rubber	"	1	1	0	
004324	" " sleeve	"	1	1	7	
900162	Plain washer	"	1	2		
900121	Split pin	"	1	2		
900414	Hex bolt	"	1	3		
900027	" nut	"	2	3		
900004	Shakeproof washer	"	2	2		
007113	TWIN SEAT <i>ZT 61</i>	M25	1	4	15	0
004062	" <i>ZT 62A</i>	L25	1	4	15	0
005938	" <i>ZT 60</i>	L20/61	1	4	15	0
006795	" "	L20/62-3-4	1	4	15	0
006576	" "	L20S/61	1	4	15	0
006896	" "	L20S/62-3-4	1	4	15	0
006527	" "	L15A	1	4	15	0
007424	" "	M15, 95	1	4	15	0
006897	" "	M25S, 91	1	4	15	0
005969	Rubber seat	L1	1	4	10	0
005187	" "	L25S	1	4	10	0
007044	" "	L25T	1	4	10	0
004263	Buffer	L25, M25, L20, L20S, M15, 95	2	2	9	
005946	Spring clip (only 1961)	L20, L20S	2	1	3	
900054	Hex bolt	M25, L25, L15A, L1	4	6		
900008	Plain washer	"	6	2		
900027	Hex nut	"	4	3		
900004	Shakeproof washer	L15A, L1	3	2		
900045	Plain washer	"	3	2		
005949	Rubber bush	L20, M25, L20S	2	1	3	

Sundries

Part No.	Description of Part	Model	Qty.	£ s. d.
006986	HANDLEBAR 1961-2 ...	M25	1	3 0 0
003956	" " " " " "	L25, L20, L15A	1	3 0 0
006555	" " " " " "	L20S	1	2 5 0
005188	" " " " " "	L25S	1	3 0 0
005241	" " " " " "	L25T	1	1 10 0
005282	" " " " " "	L1	1	3 0 0
007191	" " " " " "	M25, L20, M15, L1	1	2 10 0
007186	" " " " " "	M25S, L20S, 91	1	2 5 0
003957	" " lever (clutch and brake)	L25, M25, L20, L15A, L1, M15, 95	2	8 0
003695	" " L.H. ball ended...	L25S, L25T, M25S, L20S	1	19 6
003696	" " R.H. ball ended...	"	1	19 6
003958	Lever spacer ...	L25, M25, L20, L15A, L1, M15, 95	2	5
900419	" pivot pin ...	"	2	2
900403	" nut ...	"	2	5
003214	Handlebar clip ...	L20S, L25T/61-2	2	10 3
900361	" bolt ...	"	4	7
900009	" washer ...	"	4	2
900369	Hex bolt 1/2" ...	All/61-2	2	1 0
002923	Spherical washer ...	"	2	2 1
007194	Handlebar locator ...	All/63-4	2	2 6
007282	" slipper ...	"	2	"
007193	" "U" bolt ...	"	2	4 0
007195	" plate ...	"	2	1 0
900103	" fixing nut ...	"	4	5
900044	" washer ...	"	4	2
404765	" grip L.H. and R.H.	M25, M25S, 91	2	2 0
002643	" " " " " "	L20, L25, L15A, L20S, M15, L1, 91	1	2 0
404764	Twistgrip complete (1963-4 only)	M25, M25S, 91	1	12 6
005703	" " " " " "	All others	1	16 6
002642	" rubber ...	"	1	2 0
005429	" " " " " "	L25S, L25T	1	2 0
004423	Air lever... ..	L25S, L20, L20S	1	12 6
000274	Release valve lever ...	L25T	1	5 3
003059	FRONT BRAKE CABLE 1961-2 ...	M25, L25	1	4 6
406265	" " " 1963-4 ...	M25	1	4 6
005232	" " " " " "	L25S	1	4 6
003901	" " " " " "	L25T	1	4 6
004410	" " " " 1961-2 ...	L20	1	4 6
405707	" " " " 1963-4 ...	L20	1	4 6
006872	" " " " " "	L20S, M25S, 91	1	4 6
006804	" " " " " "	M15	1	4 6
003637	" " " " " "	L15A, L1	1	4 6
006954	Clutch cable ...	M25	1	4 6
004268	" " " " " "	L25	1	4 6
006798	" " " " " "	M25S, 91	1	4 6
005242	" " " " " "	L25T, L25S	1	4 6
006137	" " " " " "	L20	1	4 6
006711	" " " " " "	L20S	1	4 6
005547	" " " " " "	M15, L15A, 95	1	4 6
002523	" " " " " "	L1	1	4 6
V23413/				
OQ	Throttle cable ...	M25S, M25, 91	1	6 0
006042	" " " " " "	L25	1	6 0
006043	" " " " " "	L25T, L25S	1	6 0

Sundries

Part No.	Description of Part	Model	Qty.	£ s. d.
006116	Throttle cable ...	L20, L20S	1	6 0
005546	" " " " " "	95, M15, L15A	1	6 0
—	" " " " " "	L1	1	6 0
004421	Air cable ...	L25, L25T	1	6 0
005959	" " " " " "	L20, L20S	1	6 0
000276	Release valve cable ...	L25T	1	4 6
002349	Speedo cable 1961-2 ...	M25	1	17 6
003993	" " 1961-2 ...	L25, L20S	1	2 6
001884	" " 1961-3-4 ...	L20	1	2 6
007203	" " 1963-4 ...	M25	1	17 6
007269	" " 1963-4 ...	M25S, 91	1	17 6
006893	" " 1963-4 ...	L20S	1	2 6
006850	" " 1963-4 ...	M15, 95	1	2 6
006955	SPEEDO HEAD 1961-2 ...	M25	1	2 0 0
004883	" " 1961-2 ...	L25, L20, L15A, L20S	1	2 0 0
002532	" " 1961-2 ...	L25T	1	2 0 0
007202	" " 1963-4 ...	M25, M15, 95	1	2 0 0
006890	" " 1963-4 ...	M25S, L20S	1	2 0 0
406220	" " 1963-4 ...	L20	1	2 0 0
406222	" " grommet ...	All	1	5
000436	SPARK PLUG HH14 ...	M25, M25S, 91	1	6 6
541098	" " CCL14 ...	L20, L25, L20S	1	6 6
005380	" " RL49 ...	L25S	1	10 6
005249	" " 2HLN ...	L25T	1	6 6
005733	" " HLN ...	M15, L15A, 95	1	6 0
000441	" " H14 ...	L1	1	6 0
006978	EXHAUST PIPE R.H. ...	M25	1	2 12 0
006979	" " L.H. ...	"	1	2 12 0
006775	" " R.H. ...	M25S, 91	1	2 12 0
006776	" " L.H. ...	M25S, 91	1	2 12 0
004553	" " " " " "	L25	1	3 9 0
005255	" " " " " "	L25S	1	1 12 6
007016	" " " " " "	L25T	1	3 9 0
005807	" " " " " "	L20, L20S	1	3 9 0
005544	" " " " " "	L15A	1	2 12 0
407297	" " " " " "	M15, 95	1	3 9 0
005967	" " " " " "	L1	1	2 12 0
900054	Hex bolt ...	M15, L15A, L20, L20S	1	6
900008	Plain washer ...	"	1	2
006980	Silencer ...	M25	2	4 2 6
007391	" R.H. (007649 1964) ...	M25S, 91	1	4 2 6
007392	" L.H. (007650 1964) ...	M25S, 91	1	4 2 6
004557	" " " " " "	L25	1	4 4 6
007020	" " " " " "	L25T	1	4 4 6
005942	" " " " " "	L20, L20S	1	4 4 6
006128	" " " " " "	L15A	1	4 4 6
405559	" " " " " "	M15, 95	1	3 7 6
005968	" " " " " "	L1	1	3 10 0

Part No.	Description of Part	Model	Qty.	£ s. d.		
				£	s.	d.
007109	Silencer Inner tube	M25, M25S, 91	2			
900557	2 B.A. pin	M25, M25S, 91	2		2	
900560	Shakeproof washer	"	2		2	
900558	2 B.A. nut	"	2		2	
006988	Silencer clip	"	2	4	0	
900561	Hex bolt	"	2		4	
900562	" nut	"	2		3	
405407	Silencer clip	M15, 95	1	6	9	
004556	" sealing ring	L25, L20, L20S	1	1	8	
004279	" " "	L15A	1	1	3	
005764	" " "	M15	1	1	3	
900155	Self tapping screws	L15A, L1	4		2	
900403	Hex locknut	L25T	1		5	
900393	" bolt $\frac{3}{8}$ "	L15A, L25T, L1	2	1	0	
900021	" nut $\frac{3}{8}$ "	L25T	1		5	
900011	Plain washer $\frac{3}{8}$ "	"	2		2	
900002	Shakeproof washer	"	1		2	
005849	TOOL BOX COMPLETE	L20, L20S	1	10	0	
006766	" " and battery box	M25S, 91	1	3	0	0
007592	" " " " "	"	1	3	0	0
006663	" " " complete"	M15, 95	1	1	0	0
005891	Battery carrier	L20, L20S	1	10	0	
006069	" seating strip	M25, L20, L20S	1	2	3	
006065	Rubber grommet (4 on M25S)	"	2		6	
003678	Tool box lid	L15A, L1	1	6	6	
006024	Centre section pressing R.H. (chrome 27s 6d)	M25S, L20, L20S	1	1	2	0
006025	" " " " L.H. (chrome 27s 6d)	"	1	1	2	0
006963	" " " " R.H.	M25	1	2	5	0
006964	" " " " L.H.	"	1	2	5	0
004047	" " " " R.H.	L25	1	2	0	0
004046	" " " " L.H.	L25	1	2	0	0
006687	" " " " R.H.	M15, 95	1	1	2	6
006688	" " " " L.H.	"	1	1	2	6
004384	Return spring	M25, L25	2		1	6
001522	" " cover	"	2		6	
005029	Oddie fastener R.H.	L20, L20S	1		2	0
004259	" " (1 only L20, L20S)	L20, M25S, L20S, L25, M15, M25	2		2	0
004260	Rubber bush	91, 95	2		2	0
004473	" " R.H.	L20, M25S, 91	1		4	
006756	Coil bracket	M25	1	1	0	
900054	Hex bolt	"	1		6	
900027	" nut	"	1		3	
900463	2 B.A. screw	L20, L20S	1		2	
900256	" "	M25S, 91	1		2	
900124	" nut	L20, L20S	1		3	
900006	Shakeproof washer	L20, L20S	1		2	
006961	TRANSFER — Superswift	M25, M25S, 91	2	2	3	
004251	" — Commodore	L25	2	2	3	
004253	" — Captain	L20, L20S	2	2	3	

Part No.	Description of Part	Model	Qty.	£ s. d.		
				£	s.	d.
005722	TRANSFER — Flying Cadet	L15A, M15, 95	2	2	3	
004256	" — Comet	L1	2	2	3	
006573	" — Sports	L20S, M25S, 91	2	2	3	
005182	TOOL WALLET	All	1	2	0	
006746	Plug spanner	"	1	4	0	
006747	Tommy bar	"	1	1	0	
000544	Tyre lever	"	2	2	6	
003869	Steering head spanner	"	2	3	0	
004293	Allan key	"	1	2	0	
004412	Feeler gauge	M25, M25S, L1, 91	1	1	0	
004413	" " " " "	L20, L20S	1	1	3	
006366	" " " " "	M15, L15A, 95	1	1	3	
002536	Cone spanner	L15A, L1	1	6	0	
002503	Exhaust nut spanner	L1, M25, M25S, 91	1	4	6	
000595	Tyre pump and connector	All	1	10	6	

*It pays to fit Genuine James Spare Parts
and Accessories.*

JAMES

Spares and Service Department

HOURS OF BUSINESS FOR CALLERS :

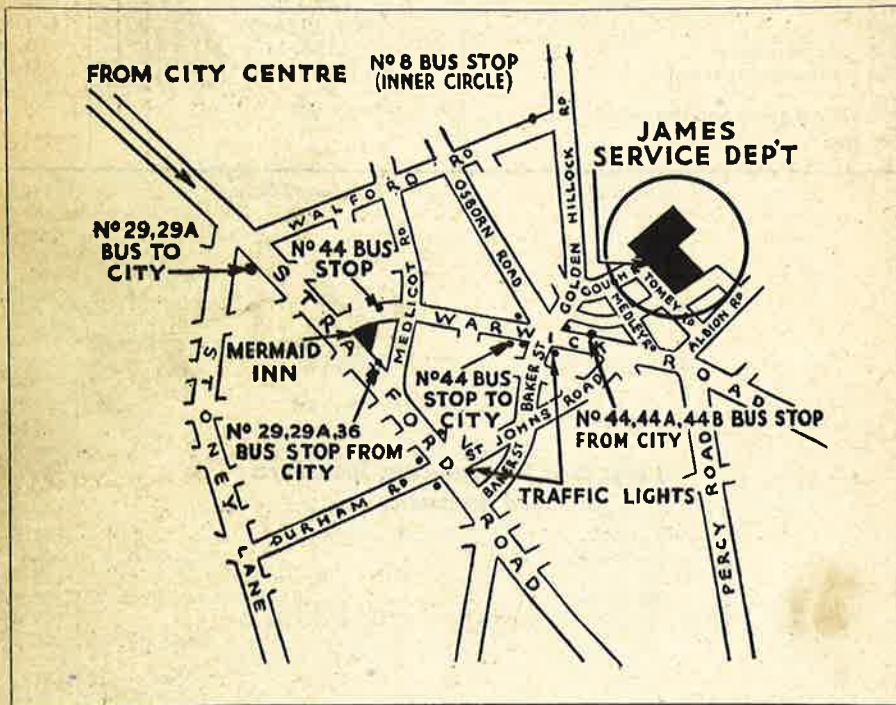
8.30 a.m. to 12.30 p.m. 1.30 p.m. to 5.30 p.m.

MONDAYS TUESDAYS WEDNESDAYS

THURSDAYS FRIDAYS

(Not Open on National Holidays)

— HOW TO GET THERE —



IMPORTANT

Dealers or private owners of James machines calling at the factory are requested to make an appointment by letter or telephone. This will avoid unnecessary waiting and ensure prompt attention to your enquiries.

JAMES MOTOR CYCLES LTD.
GREET, BIRMINGHAM, 11.
Tel. VICTORIA 2211 (5 lines)

Ordering from the Factory

Our Service Department handles a large volume of daily correspondence from all over the world and it is in the interests of our customers to provide detailed information so that our staff can deal with their orders promptly and efficiently.

Orders and any relevant correspondence should clearly state:

Name and Address.

Date and Order Number (if any).

Part number and description as in this catalogue.

Complete Frame Number of model for which spares are wanted.

Complete Engine Number in addition to the Frame Number if engine spares are required.

If unable to quote part numbers, the old parts may be sent as patterns, with name and address securely attached. Old parts will not be returned unless specifically requested at the time of ordering.

Should a private owner find it necessary to write to us regarding an order placed with his local James stockist, he should clearly state all the above details plus the name and address of the stockist with whom the order was placed; the date the order was placed and if possible the date and order number of the stockist's order sent to us.

A stamped addressed envelope must be included for reply.

Payment

Orders for Spares and Repairs are always handled on a cash basis. Unless otherwise instructed, we will normally send spares by C.O.D. post (weight permitting) when remittance does not accompany the order. If desired, we will forward a pro-forma invoice and spares will be despatched on receipt of remittance.

All invoices under £10 will be surcharged by 5% (minimum 1/-) to cover packing and postage or carriage.

When remitting by telegraph money order, the name and address of the sender must be included in the space provided on the Post Office Requisition form for a private message from remitter to payee. Unless this is done the G.P.O. does not provide this information.

Please quote our Advice Note or Repair Docket Numbers in any correspondence relating to past spares or repairs.

It pays to fit genuine



Francis-Barnett

Spare Parts

James Publication No. S/64/1M
APRIL, 1964

PRINTED IN ENGLAND